



售樓說明書 SALES BROCHURE

泓碧
ALTISSIMO

Table of Contents

目錄

	NOTES TO PURCHASERS OF FIRST-HAND RESIDENTIAL PROPERTIES 一手住宅物業買家須知	03 - 07	17	WARNING TO PURCHASERS 對買方的警告	130
01	INFORMATION ON THE DEVELOPMENT 發展項目的資料	08	18	CROSS-SECTION PLAN OF BUILDING IN THE DEVELOPMENT 發展項目中的建築物的橫截面圖	131 - 144
02	INFORMATION ON VENDOR AND OTHERS INVOLVED IN THE DEVELOPMENT 賣方及有參與發展項目的其他人的資料	09	19	ELEVATION PLAN 立面圖	145 - 152
03	RELATIONSHIP BETWEEN PARTIES INVOLVED IN THE DEVELOPMENT 有參與發展項目的各方的關係	10 - 11	20	INFORMATION ON COMMON FACILITIES IN THE DEVELOPMENT 發展項目中的公用設施的資料	153
04	INFORMATION ON DESIGN OF THE DEVELOPMENT 發展項目的設計的資料	12 - 17	21	INSPECTION OF PLANS AND DEED OF MUTUAL COVENANT 閱覽圖則及公契	154
05	INFORMATION ON PROPERTY MANAGEMENT 物業管理的資料	18	22	FITTINGS, FINISHES AND APPLIANCES 裝置、裝修物料及設備	155 - 303d
06	LOCATION PLAN OF THE DEVELOPMENT 發展項目的所在位置圖	19	23	SERVICE AGREEMENTS 服務協議	304
07	AERIAL PHOTOGRAPH OF THE DEVELOPMENT 發展項目的鳥瞰照片	20 - 23	24	GOVERNMENT RENT 地稅	304
08	OUTLINE ZONING PLAN RELATING TO THE DEVELOPMENT 關乎發展項目的分區計劃大綱圖	24	25	MISCELLANEOUS PAYMENTS BY PURCHASER 買方的雜項付款	305
09	LAYOUT PLAN OF THE DEVELOPMENT 發展項目的布局圖	25	26	DEFECT LIABILITY WARRANTY PERIOD 欠妥之處的保養責任期	305
10	FLOOR PLANS OF RESIDENTIAL PROPERTIES IN THE DEVELOPMENT 發展項目的住宅物業的樓面平面圖	26 - 88	27	MAINTENANCE OF SLOPES 斜坡維修	306 - 307
11	AREA OF RESIDENTIAL PROPERTIES IN THE DEVELOPMENT 發展項目中的住宅物業的面積	89 - 103	28	MODIFICATION 修訂	308
12	FLOOR PLANS OF PARKING SPACES IN THE DEVELOPMENT 發展項目中的停車位的樓面平面圖	104 - 107	29	RELEVANT INFORMATION 有關資料	309
13	SUMMARY OF PRELIMINARY AGREEMENT FOR SALE AND PURCHASE 臨時買賣合約的摘要	108	30	ADDRESS OF THE WEBSITE DESIGNATED BY THE VENDOR FOR THE DEVELOPMENT 賣方就發展項目指定的互聯網網站的網址	310
14	SUMMARY OF DEED OF MUTUAL COVENANT 公契的摘要	109 - 117	31	INFORMATION IN APPLICATION FOR CONCESSION ON GROSS FLOOR AREA OF BUILDING 申請建築物總樓面面積寬免的資料	311 - 314
15	SUMMARY OF LAND GRANT 批地文件的摘要	118 - 123			
16	INFORMATION ON PUBLIC FACILITIES AND PUBLIC OPEN SPACES 公共設施及公眾休憩用地的資料	124 - 129			

NOTES TO PURCHASERS OF FIRST-HAND RESIDENTIAL PROPERTIES

一手住宅物業買家須知

You are advised to take the following steps before purchasing first-hand residential properties:

For all first-hand residential properties

1. Important information
 - Make reference to the materials available on the Sales of First-hand Residential Properties Electronic Platform (SRPE) (www.srpe.gov.hk) on the first-hand residential property market.
 - Study the information on the website designated by the vendor for the development, including the sales brochure, price lists, documents containing the sales arrangements, and the register of transactions of a development.
 - Sales brochure for a development will be made available to the general public at least 7 days immediately before a date of sale while price list and sales arrangements will be made available at least 3 days immediately before the date of sale.
 - Information on transactions can be found on the register of transactions on the website designated by the vendor for the development and the SRPE.
2. Fees, mortgage loan and property price
 - Calculate the total expenses of the purchase, such as solicitors' fees, mortgage charges, insurance fees and stamp duties.
 - Check with banks to find out if you will be able to obtain the needed mortgage loan, select the appropriate payment method and calculate the amount of the mortgage loan to ensure it is within your repayment ability.
 - Check recent transaction prices of comparable properties for comparison.
 - Check with the vendor or the estate agent the estimated management fee, the amount of management fee payable in advance (if any), special fund payable (if any), the amount of reimbursement of the deposits for water, electricity and gas (if any), and/or the amount of debris removal fee (if any) you have to pay to the vendor or the manager of the development.
3. Price list, payment terms and other financial incentives
 - Vendors may not offer to sell all the residential properties that are covered in a price list. To know which residential properties the vendors may offer to sell, pay attention to the sales arrangements which will be announced by the vendors at least 3 days before the relevant residential properties are offered to be sold.
 - Pay attention to the terms of payment as set out in a price list. If there are discounts on the price, gift, or any financial advantage or benefit to be made available in connection with the purchase of the residential properties, such information will also be set out in the price list.
 - If you intend to opt for any mortgage loan plans offered by financial institutions specified by the vendor, before entering into a preliminary agreement for sale and purchase (PASP), you must study the details of various mortgage loan plans¹ as set out in the price list concerned. If you have any questions about these mortgage loan plans, you should check with the financial institutions concerned direct before entering into a PASP.
4. Property area and its surroundings
 - Pay attention to the area information in the sales brochure and price list, and price per square foot/metre in the price list. According to the Residential Properties (First-hand Sales) Ordinance (Cap. 621) (the Ordinance), vendors can only present the area and price per square foot and per square metre of a residential property using saleable area. Saleable area, in relation to a residential property, means the floor area of the residential property, and includes the floor area of every one of the following to the extent that it forms part of the residential property – (i) a balcony; (ii) a utility platform; and (iii) a verandah. The saleable area excludes the area of the following which forms part of the residential property – air-conditioning plant room; bay window; cockloft; flat roof; garden; parking space; roof; stairhood; terrace and yard.
 - Floor plans of all residential properties in the development have to be shown in the sales brochure. In a sales brochure, floor plans of residential properties in the development must state the external and internal dimensions of each residential property². The external and internal dimensions of residential properties as provided in the sales brochure exclude plaster and finishes. You are advised to note this if you want to buy furniture before handing over of the residential property.
 - Visit the development site and get to know the surroundings of the property (including transportation and community facilities). Check town planning proposals and decisions which may affect the property. Take a look at the location plan, aerial photograph, outline zoning plan and cross-section plan that are provided in the sales brochure.
5. Sales brochure
 - Ensure that the sales brochure obtained is the latest version. According to the Ordinance, the sales brochure made available to the public should be printed or examined, or examined and revised within the previous 3 months.
6. Government land grant and deed of mutual covenant (DMC)
 - Read the Government land grant and the DMC (or the draft DMC). Information such as ownership of the rooftop and external walls can be found in the DMC. The vendor will provide copies of the Government land grant and the DMC (or the draft DMC) at the place where the sale is to take place for free inspection by prospective purchasers.
 - Check the Government land grant on whether individual owners are liable to pay Government rent.
 - Check the DMC on whether animals can be kept in the residential property.
7. Information on Availability of Residential Properties for Selection at Sales Office
 - Check with the vendor which residential properties are available for selection. If a “consumption table” is displayed by the vendor at the sales office, you may check from the table information on the progress of sale on a date of sale, including which residential properties are offered for sale at the beginning of that date of sale and which of them have been selected and sold during that date of sale.
 - Do not believe in rumours about the sales condition of the development and enter into a PASP rashly.
8. Register of Transactions
 - Pay attention to the register of transactions for a development. A vendor must, within 24 hours after entering into a PASP with a purchaser, enter transaction information of the PASP in the register of transactions. The vendor must, within 1 working day after entering into an agreement for sale and purchase (ASP), enter transaction information of the ASP in the register of transactions. Check the register of transactions for the concerned development to learn more about the sales condition of the development.
 - Never take the number of registrations of intent or cashier orders a vendor has received for the purpose of registration as an indicator of the sales volume of a development. The register of transactions for a development is the most reliable source of information from which members of the public can grasp the daily sales condition of the development.
9. Agreement for sale and purchase
 - Ensure that the PASP and ASP include the mandatory provisions as required by the Ordinance.
 - Pay attention that fittings, finishes and appliances to be included in the sale and purchase of the property are inserted in the PASP and ASP.
 - Pay attention to the area plan annexed to the ASP which shows the total area which the vendor is selling to you. The total area which the vendor is selling to you is normally greater than the saleable area of the property.
 - Pay attention to the vendor's right to alter the building plans (if any) for an uncompleted development. The mandatory provisions to be incorporated in an ASP for uncompleted development as required by the Ordinance include a provision requiring the vendor to notify the purchaser in writing of such alteration if the same affects in any way the property within 14 days after its having been approved by the Building Authority.
 - A preliminary deposit of 5% of the purchase price is payable by you to the owner (i.e. the seller) on entering into a PASP.
 - If you do not execute the ASP within **5 working days** (working day means a day that is not a general holiday or

NOTES TO PURCHASERS OF FIRST-HAND RESIDENTIAL PROPERTIES

一手住宅物業買家須知

a Saturday or a black rainstorm warning day or gale warning day) after entering into the PASP, the PASP is terminated, the preliminary deposit (i.e. 5 % of the purchase price) is forfeited, and the owner (i.e. the seller) does not have any further claim against you for not executing the ASP.

- If you execute the ASP within 5 working days after the signing of the PASP, the owner (i.e. the seller) must execute the ASP within 8 working days after entering into the PASP.
- The deposit should be made payable to the solicitors' firm responsible for stakeholding purchasers' payments for the property.

10. Expression of intent of purchasing a residential property

- Note that vendors (including their authorized representative(s)) should not seek or accept any specific or general expression of intent of purchasing any residential property before the relevant price lists for such properties are made available to the public. You therefore should not make such an offer to the vendors or their authorized representative(s).
- Note that vendors (including their authorized representative(s)) should not seek or accept any specific expression of intent of purchasing a particular residential property before the sale of the property has commenced. You therefore should not make such an offer to the vendors or their authorized representative(s).

11. Appointment of estate agent

- Note that if the vendor has appointed one or more than one estate agents to act in the sale of any specified residential property in the development, the price list for the development must set out the name of all the estate agents so appointed as at the date of printing of the price list.
- You may appoint any estate agent (not necessarily from those estate agency companies appointed by the vendor) to act in the purchase of any specified residential property in the development, and may also not appoint any estate agent to act on your behalf.
- Before you appoint an estate agent to look for a property, you should –
 - find out whether the agent will act on your behalf only. If the agent also acts for the vendor, he/she may not be able to protect your best interests in the event of a conflict of interest;
 - find out whether any commission is payable by you to the estate agent and, if so, its amount and the time of payment; and
 - note that only licensed estate agents or salespersons may accept your appointment. If in doubt, you should request the estate agent or salesperson to produce his/her Estate Agent Card, or check the Licence List on the Estate Agents Authority website: www.eaa.org.hk.

12. Appointment of solicitor

- Consider appointing your own solicitor to protect your interests. If the solicitor also acts for the vendor, he/she may not be able to protect your best interests in the event of a conflict of interest.
- Compare the charges of different solicitors.

For first-hand uncompleted residential properties

13. Pre-sale Consent

- For uncompleted residential property under the Lands Department Consent Scheme, seek confirmation from the vendor whether the “Pre-sale Consent” has been issued by the Lands Department for the development.

14. Show flats

- While the vendor is not required to make any show flat available for viewing by prospective purchasers or the general public, if the vendor wishes to make available show flats of a specified residential property, the vendor must first of all make available an unmodified show flat of that residential property and that, having made available such unmodified show flat, the vendor may then make available a modified show flat of that residential property. In this connection, the vendor is allowed to make available more than one modified show flat of that residential property.
- If you visit the show flats, you should always look at the unmodified show flats for comparison with the modified show flats. That said, the Ordinance does not restrict the discretion of the vendor in arranging the sequence of the viewing of unmodified and modified show flats.
- Sales brochure of the development should have been made available to the public when the show flat is made available for viewing. You are advised to get a copy of the sales brochure and make reference to it when viewing the show flats.
- You may take measurements in modified and unmodified show flats, and take photographs or make video recordings of unmodified show flats, subject to reasonable restriction(s) which may be set by the vendor for

ensuring safety of the persons viewing the show flat.

For first-hand uncompleted residential properties and completed residential properties pending compliance

15. Estimated material date and handing over date

- Check the estimated material date³ for the development in the sales brochure.
 - The estimated material date for a development in the sales brochure is not the same as the date on which a residential property is handed over to purchaser. The latter is normally later than the former. However, the handing over date may be earlier than the estimated material date set out in the sales brochure in case of earlier completion of the development.
- Handing over date
 - The mandatory provisions to be incorporated in an ASP as required by the Ordinance include a provision requiring the vendor to apply in writing for an Occupation Document / a Certificate of Compliance or the Director of Lands' Consent to Assign (as the case may be) in respect of the development within 14 days after the estimated material date as stipulated in the ASP.
 - > For development subject to the Lands Department Consent Scheme, the vendor is required to notify the purchaser in writing that the vendor is in a position validly to assign the property within one month after the issue of the Certificate of Compliance or the Consent to Assign, whichever first happens; or
 - > For development not subject to the Lands Department Consent Scheme, the vendor is required to notify the purchaser in writing that the vendor is in a position validly to assign the property within 6 months after the issue of the Occupation Document including Occupation Permit.
 - The mandatory provisions to be incorporated in an ASP as required by the Ordinance include a provision requiring completion of the sale and purchase within 14 days after the date of the notification aforesaid. Upon completion, the vendor shall arrange handover of the property to the purchaser.
- Authorized Person (AP) may grant extension(s) of time for completion of the development beyond the estimated material date.
 - The mandatory provisions to be incorporated in an ASP as required by the Ordinance include a provision that the AP of a development may grant an extension of time for completion of the development beyond the estimated material date having regard to delays caused exclusively by any one or more of the following reasons:
 - > strike or lock-out of workmen;
 - > riots or civil commotion;
 - > force majeure or Act of God;
 - > fire or other accident beyond the vendor's control;
 - > war; or
 - > inclement weather.
 - The AP may grant more than once such an extension of time depending on the circumstances. That means handover of the property may be delayed.
 - The mandatory provisions to be incorporated in an ASP as required by the Ordinance also include a provision requiring the vendor to, within 14 days after the issue of an extension of time granted by the AP, furnish the purchaser with a copy of the relevant certificate of extension.
- Ask the vendor if there are any questions on handing over date.

For first-hand completed residential properties

16. Vendor's information form

- Ensure that you obtain the “vendor's information form(s)” printed within the previous 3 months in relation to the residential property/properties you intend to purchase.

17. Viewing of property

- Ensure that, before you purchase a residential property, you are arranged to view the residential property that you would like to purchase or, if it is not reasonably practicable to view the property in question, a comparable property in the development, unless you agree in writing that the vendor is not required to arrange such a comparable property for viewing for you. You are advised to think carefully before signing any waiver.
- You may take measurements, take photographs or make video recordings of the property, unless the property is held under a tenancy or reasonable restriction(s) is/ are needed to ensure safety of the persons viewing the property.

NOTES TO PURCHASERS OF FIRST-HAND RESIDENTIAL PROPERTIES

一手住宅物業買家須知

For complaints and enquiries relating to the sales of first-hand residential properties by the vendors which the Ordinance applies, please contact the Sales of First-hand Residential Properties Authority-

Website: www.srpa.gov.hk
Telephone: 2817 3313
Email: enquiry_srpa@hd.gov.hk
Fax : 2219 2220

Other useful contacts:

	Website	Email	Telephone	Fax
Consumer Council	www.consumer.org.hk	cc@consumer.org.hk	2929 2222	2856 3611
Estate Agents Authority	www.eaa.org.hk	enquiry@eaa.org.hk	2111 2777	2598 9596
Real Estate Developers Association of Hong Kong			2826 0111	2845 2521

Sales of First-hand Residential Properties Authority
March 2023

- ¹ The details of various mortgage loan plans include the requirements for mortgagors on minimum income level, the loan limit under the first mortgage and second mortgage, the maximum loan repayment period, the change of mortgage interest rate throughout the entire repayment period, and the payment of administrative fees.
- ² According to section 10(2)(d) in Part 1 of Schedule 1 to the Ordinance, each of the floor plans of the residential properties in the development in the sales brochure must state the following—
- (i) the external dimensions of each residential property;
 - (ii) the internal dimensions of each residential property;
 - (iii) the thickness of the internal partitions of each residential property;
 - (iv) the external dimensions of individual compartments in each residential property.
- According to section 10(3) in Part 1 of Schedule 1 to the Ordinance, if any information required by section 10(2)(d) in Part 1 of Schedule 1 to the Ordinance is provided in the approved building plans for the development, a floor plan must state the information as so provided.
- ³ Generally speaking, “material date” means the date on which the conditions of the land grant are complied with in respect of the development, or the date on which the development is completed in all respects in compliance with the approved building plans or the conditions subject to which the certificate of exemption is issued. For details, please refer to section 2 of the Ordinance.

NOTES TO PURCHASERS OF FIRST-HAND RESIDENTIAL PROPERTIES

一手住宅物業買家須知

您在購置一手住宅物業之前，應留意下列事項：

適用於所有一手住宅物業

1. 重要資訊

- 瀏覽一手住宅物業銷售資訊網（下稱「銷售資訊網」）（網址：www.srpe.gov.hk），參考「銷售資訊網」內有關一手住宅物業的市場資料。
- 閱覽賣方就該發展項目所指定的互聯網網站內的有關資訊，包括售樓說明書、價單、載有銷售安排的文件，及成交紀錄冊。
- 發展項目的售樓說明書，會在該項目的出售日期前最少七日向公眾發布，而有關價單和銷售安排，亦會在該項目的出售日期前最少三日公布。
- 在賣方就有關發展項目所指定的互聯網網站，以及「銷售資訊網」內，均載有有關物業成交資料的成交紀錄冊，以供查閱。

2. 費用、按揭貸款和樓價

- 計算置業總開支，包括律師費、按揭費用、保險費，以及印花稅。
- 向銀行查詢可否取得所需的按揭貸款，然後選擇合適的還款方式，並小心計算按揭貸款金額，以確保貸款額沒有超出本身的負擔能力。
- 查閱同類物業最近的成交價格，以作比較。
- 向賣方或地產代理瞭解，您須付予賣方或該發展項目的管理人的預計的管理費、管理費上期金額（如有）、特別基金金額（如有）、補還的水、電力及氣體按金（如有），以及/或清理廢料的費用（如有）。

3. 價單、支付條款，以及其他財務優惠

- 賣方未必會把價單所涵蓋的住宅物業悉數推售，因此應留意有關的銷售安排，以了解賣方會推售的住宅物業為何。賣方會在有關住宅物業推售日期前最少三日公布銷售安排。
- 留意價單所載列的支付條款。倘買家可就購置有關住宅物業而連帶獲得價格折扣、贈品，或任何財務優惠或利益，上述資訊亦會在價單內列明。
- 如您擬選用由賣方指定的財務機構提供的各類按揭貸款計劃，在簽訂臨時買賣合約前，應先細閱有關價單內列出的按揭貸款計劃資料¹。如就該些按揭貸款計劃的詳情有任何疑問，應在簽訂臨時買賣合約前，直接向有關財務機構查詢。

4. 物業的面積及四周環境

- 留意載於售樓說明書和價單內的物業面積資料，以及載於價單內的每平方呎/每平方米售價。根據《一手住宅物業銷售條例》（第621章）（下稱「條例」），賣方只可以實用面積表達住宅物業的面積和每平方呎及平方米的售價。就住宅物業而言，實用面積指該住宅物業的樓面面積，包括在構成該物業的一部分的範圍內的以下每一項目樓面面積：(i) 露台；(ii) 工作平台；以及 (iii) 陽台。實用面積並不包括空調機房、窗台、閣樓、平台、花園、停車位、天台、梯屋、前庭及庭院的每一項目的面積，即使該些項目構成該物業的一部分的範圍。
- 售樓說明書必須顯示發展項目中所有住宅物業的樓面平面圖。在售樓說明書所載有關發展項目中住宅物業的每一份樓面平面圖，均須述明每個住宅物業的外部 and 內部尺寸²。售樓說明書所提供有關住宅物業外部和內部的尺寸，不會把批盪和裝飾物料包括在內。買家收樓前如欲購置家具，應留意這點。
- 親臨發展項目的所在地實地視察，以了解有關物業的四周環境（包括交通和社區設施）；亦應查詢有否任何城市規劃方案和議決，會對有關的物業造成影響；參閱載於售樓說明書內的位置圖、鳥瞰照片、分區計劃大綱圖，以及橫截面圖。

5. 售樓說明書

- 確保所取得的售樓說明書屬最新版本。根據條例，提供予公眾的售樓說明書必須是在之前的三個月之內印製或檢視、或檢視及修改。
- 如屬未落成發展項目，賣方在認為有需要時可改動建築圖則（如有的話），因此應留意由賣方提供的任何經修改的售樓說明書，以了解有關未落成發展項目的最新資料。
- 閱覽售樓說明書，並須特別留意以下資訊：
 - 售樓說明書內有否關於「有關資料」的部份，列出賣方知悉但並非為一般公眾人士所知悉，關於相當可能對享用有關住宅物業造成重大影響的事宜的資料。請注意，已在土地註冊處註冊的文件，其內容不會被視為「有關資料」；

- 橫截面圖會顯示有關建築物相對毗連該建築物的每條街道的橫截面，以及每條上述街道與已知基準面和該建築物最低的一層住宅樓層的水平相對的水平。橫截面圖能以圖解形式，顯示出建築物最低一層住宅樓層和街道水平的高低差距，不論該最低住宅樓層以何種方式命名；
- 室內和外部的裝置、裝修物料和設備；
- 管理費按甚麼基準分擔；
- 小業主有否責任或需要分擔管理、營運或維持有關發展項目以內或以外的公眾休憩用地或公共設施的開支，以及有關公眾休憩用地或公共設施的位置；以及
- 小業主是否須要負責維修斜坡。

6. 政府批地文件和公契

- 閱覽政府批地文件和公契（或公契擬稿）。公契內載有天台和外牆業權等相關資料。賣方會在售樓處提供政府批地文件和公契（或公契擬稿）的複本，供準買家免費閱覽。
- 留意政府批地文件內所訂明小業主是否須要負責支付地稅。
- 留意公契內訂明有關物業內可否飼養動物。

7. 售樓處內有關可供揀選住宅物業的資料

- 向賣方查詢清楚有哪些一手住宅物業可供揀選。若賣方在售樓處內展示「消耗表」，您可從該「消耗表」得悉在每個銷售日的銷售進度資料，包括在該個銷售日開始時有哪些住宅物業可供出售，以及在該個銷售日內有哪些住宅物業已獲揀選及售出。
- 切勿隨便相信有關發展項目銷情的傳言，倉卒簽立臨時買賣合約。

8. 成交紀錄冊

- 留意發展項目的成交紀錄冊。賣方須於臨時買賣合約訂立後的24小時內，於紀錄冊披露該臨時買賣合約的資料，以及於買賣合約訂立後一個工作天內，披露該買賣合約的資料。您可透過成交紀錄冊得悉發展項目的銷售情況。
- 切勿將賣方接獲用作登記的購樓意向書或本票的數目視為銷情指標。發展項目的成交紀錄冊才是讓公眾掌握發展項目每日銷售情況的最可靠資料來源。

9. 買賣合約

- 確保臨時買賣合約和買賣合約包含條例所規定的強制性條文。
- 留意有關物業買賣交易所包括的裝置、裝修物料和設備，須在臨時買賣合約和買賣合約上列明。
- 留意夾附於買賣合約的圖則。該圖則會顯示所有賣方售予您的物業面積，而該面積通常較該物業的實用面積為大。
- 留意賣方有權改動未落成發展項目的建築圖則（如有的話）。如屬未落成發展項目，條例規定物業的買賣合約須載有強制性條文，列明如有關改動在任何方面對該物業造成影響，賣方須在改動獲建築事務監督批准後的14日內，將該項改動以書面通知買家。
- 訂立臨時買賣合約時，您須向擁有人（即賣方）支付樓價**5%**的臨時訂金。
- 如您在訂立臨時買賣合約後**五個工作日**（工作日指並非公眾假日、星期六、黑色暴雨警告日或烈風警告日的日子）之內，沒有簽立買賣合約，該臨時買賣合約即告終止，有關臨時訂金（即樓價的5%）會被沒收，而擁有人（即賣方）不得因您沒有簽立買賣合約而對您提出進一步申索。
- 在訂立臨時買賣合約後的五個工作日之內，倘您簽立買賣合約，則擁有人（即賣方）必須在訂立該臨時買賣合約後的八個工作日之內簽立買賣合約。
- 有關的訂金，應付予負責為所涉物業擔任保證金保存人的律師事務所。

10. 表達購樓意向

- 留意在賣方（包括其獲授權代表）就有關住宅物業向公眾提供價單前，賣方不得尋求或接納任何對有關住宅物業的購樓意向（不論是否屬明確選擇購樓意向）。因此您不應向賣方或其授權代表提出有關意向。
- 留意在有關住宅物業的銷售開始前，賣方（包括其獲授權代表）不得尋求或接納任何對該物業的有明確選擇購樓意向。因此您不應向賣方或其授權代表提出有關意向。

11. 委託地產代理

- 留意倘賣方委任一個或多於一個地產代理，以協助銷售其發展項目內任何指明住宅物業，該發展項目的價單必須列明在價單印刷日期當日所有獲委任為地產代理的姓名/名稱。
- 您可委託任何地產代理（不一定是賣方所指定的地產代理），以協助您購置發展項目內任何指明住宅物業；您亦可不委託任何地產代理。
- 委託地產代理以物色物業前，您應該一

NOTES TO PURCHASERS OF FIRST-HAND RESIDENTIAL PROPERTIES

一手住宅物業買家須知

- 了解該地產代理是否只代表您行事。該地產代理若同時代表賣方行事，倘發生利益衝突，未必能夠保障您的最大利益；
 - 了解您須否支付佣金予該地產代理。若須支付，有關的佣金金額和支付日期為何；以及
 - 留意只有持牌地產代理或營業員才可以接受您的委託。如有疑問，應要求該地產代理或營業員出示其「地產代理證」，或瀏覽地產代理監管局的網頁（網址：www.eaa.org.hk），查閱牌照目錄。
12. 委聘律師
- 考慮自行委聘律師，以保障您的利益。該律師若同時代表賣方行事，倘發生利益衝突，未必能夠保障您的最大利益。
 - 比較不同律師的收費。

適用於一手未落成住宅物業

13. 預售樓花同意書
- 洽購地政總署「預售樓花同意方案」下的未落成住宅物業時，應向賣方確認地政總署是否已就該發展項目批出「預售樓花同意書」。
14. 示範單位
- 賣方不一定須設置示範單位供準買家或公眾參觀，但賣方如為某指明住宅物業設置示範單位，必須首先設置該住宅物業的無改動示範單位，才可設置該住宅物業的經改動示範單位，並可以就該住宅物業設置多於一個經改動示範單位。
 - 參觀示範單位時，務必視察無改動示範單位，以便與經改動示範單位作出比較。然而，條例並沒有限制賣方安排參觀無改動示範單位及經改動示範單位的先後次序。
 - 賣方設置示範單位供公眾參觀時，應已提供有關發展項目的售樓說明書。因此，緊記先行索取售樓說明書，以便在參觀示範單位時參閱相關資料。
 - 您可以在無改動示範單位及經改動示範單位中進行量度，並在無改動示範單位內拍照或拍攝影片，惟在確保示範單位參觀者人身安全的前提下，賣方可能會設定合理的限制。

適用於一手未落成住宅物業及尚待符合條件的已落成住宅物業

15. 預計關鍵日期及收樓日期
- 查閱售樓說明書中有關發展項目的預計關鍵日期³。
 - 售樓說明書中有關發展項目的預計關鍵日期並不同買家的「收樓日期」。買家的「收樓日期」一般會較發展項目的預計關鍵日期遲。然而，假若發展項目比預期早落成，「收樓日期」可能會較售樓說明書列出的預計關鍵日期為早。
 - 收樓日期
 - 條例規定買賣合約須載有強制性條文，列明賣方須於買賣合約內列出的預計關鍵日期後的14日內，以書面為發展項目申請佔用文件、合格證明書，或地政總署署長的轉讓同意（視屬何種情況而定）。
 - > 如發展項目屬地政總署預售樓花同意方案所規管，賣方須在合格證明書或地政總署署長的轉讓同意發出後的一個月內（以較早者為準），就賣方有能力有效地轉讓有關物業一事，以書面通知買家；或
 - > 如發展項目並非屬地政總署預售樓花同意方案所規管，賣方須在佔用文件（包括佔用許可證）發出後的六個月內，就賣方有能力有效地轉讓有關物業一事，以書面通知買家。
 - 條例規定買賣合約須載有強制性條文，列明有關物業的買賣須於賣方發出上述通知的日期的14日內完成。有關物業的買賣完成後，賣方將安排買家收樓事宜。
 - 認可人士可批予在預計關鍵日期之後完成發展項目
 - 條例規定買賣合約須載有強制性條文，列明發展項目的認可人士可以在顧及純粹由以下一個或多於一個原因所導致的延遲後，批予在預計關鍵日期之後，完成發展項目：
 - > 工人罷工或封閉工地；
 - > 暴動或內亂；
 - > 不可抗力或天災；
 - > 火警或其他賣方所不能控制的意外；
 - > 戰爭；或
 - > 惡劣天氣。

- 發展項目的認可人士可以按情況，多於一次批予延後預計關鍵日期以完成發展項目，即收樓日期可能延遲。
 - 條例規定買賣合約須載有強制性條文，列明賣方須於認可人士批予延期後的14日內，向買家提供有關延期證明書的文本。
- 如對收樓日期有任何疑問，可向賣方查詢。

適用於一手已落成住宅物業

16. 賣方資料表格
- 確保取得最近三個月內印製有關您擬購買的一手已落成住宅物業的「賣方資料表格」。
17. 參觀物業
- 購置住宅物業前，確保已獲安排參觀您打算購置的住宅物業。倘參觀有關物業並非合理地切實可行，則應參觀與有關物業相若的物業，除非您以書面同意賣方無須開放與有關物業相若的物業供您參觀。您應仔細考慮，然後才決定是否簽署豁免上述規定的書面同意。
 - 除非有關物業根據租約持有，或為確保物業參觀者的人身安全而須設定合理限制，您可以對該物業進行量度、拍照或拍攝影片。

任何與賣方銷售受條例所規管的一手住宅物業有關的投訴和查詢，請與一手住宅物業銷售監管局聯絡。

網址：www.srpa.gov.hk
電話：2817 3313
電郵：enquiry_srpa@hd.gov.hk
傳真：2219 2220

其他相關聯絡資料：

	網址	電郵	電話	傳真
消費者委員會	www.consumer.org.hk	cc@consumer.org.hk	2929 2222	2856 3611
地產代理監管局	www.eaa.org.hk	enquiry@eaa.org.hk	2111 2777	2598 9596
香港地產建設商會			2826 0111	2845 2521

一手住宅物業銷售監管局
2023年3月

¹ 按揭貸款計劃的資料包括有關按揭貸款計劃對借款人的最低收入的要求、就第一按揭連同第二按揭可獲得的按揭貸款金額上限、最長還款年期、整個還款期內的按揭利率變化，以及申請人須繳付的手續費。

² 根據條例附表1第1部第10(2)(d)條述明，售樓說明書內顯示的發展項目中的住宅物業的每一份樓面平面圖須述明以下各項—

(i) 每個住宅物業的外部尺寸；

(ii) 每個住宅物業的內部尺寸；

(iii) 每個住宅物業的內部間隔的厚度；

(iv) 每個住宅物業內個別分隔室的外部尺寸。

根據條例附表1第1部第10(3)條，如有關發展項目的經批准的建築圖則，提供條例附表1第1部第10(2)(d)條所規定的資料，樓面平面圖須述明如此規定的該資料。

³ 一般而言，「關鍵日期」指該項目符合批地文件的條件的日期，或該項目在遵照經批准的建築圖則的情況下或按照豁免證明書的發出的條件在各方面均屬完成的日期。有關詳情請參閱條例第2條。

INFORMATION ON THE DEVELOPMENT

發展項目的資料

NAME OF THE STREET AT WHICH THE DEVELOPMENT IS SITUATED AND THE STREET NUMBER ALLOCATED BY THE COMMISSIONER OF RATING AND VALUATION FOR THE PURPOSE OF DISTINGUISHING THE DEVELOPMENT

11 Yiu Sha Road

THE DEVELOPMENT CONSISTS OF MULTI-UNIT BUILDINGS AND HOUSES

TOTAL NUMBER OF STOREYS OF EACH MULTI-UNIT BUILDING

Tower 1 : 14 storeys

Tower 2 : 15 storeys

Tower 3 : 15 storeys

Tower 5 : 13 storeys

Block H17-H18, H19-H20 and H21 : 5 storeys

The above excludes Basement, Roof, Top Roof and Upper Roof

FLOOR NUMBERING IN EACH MULTI-UNIT BUILDING AS PROVIDED IN THE APPROVED BUILDING PLANS FOR THE DEVELOPMENT

Tower 1 : B/F, G/F, 1/F-3/F, 5/F-12/F, 15/F-16/F, Roof & Top Roof

Tower 2 : B/F, G/F, 1/F-3/F, 5/F-12/F, 15/F-17/F, Roof & Top Roof

Tower 3 : B/F, G/F, 1/F-3/F, 5/F-12/F, 15/F-17/F, Roof & Upper Roof

Tower 5 : B/F, G/F, 1/F-3/F, 5/F-12/F, 15/F, Roof & Upper Roof

Block H17-H18, H19-H20 and H21 : B/F, G/F, 1/F-3/F, 5/F, Roof & Upper Roof

OMITTED FLOOR NUMBERS IN EACH MULTI-UNIT BUILDING IN WHICH THE FLOOR NUMBERING IS NOT IN CONSECUTIVE ORDER

Tower 1, 2, 3, 5 : 4/F, 13/F, 14/F

Block H17-H18, H19-H20 and H21 : 4/F

REFUGE FLOORS (IF ANY) OF EACH MULTI-UNIT BUILDING

Not Applicable

TOTAL NUMBER OF HOUSES

13

HOUSE NUMBERING AS PROVIDED IN THE APPROVED BUILDING PLANS OF THE DEVELOPMENT

House 1, 2, 3, 5, 6, 7, 8, 9, 10, 11, 12, 15 and 16

OMITTED HOUSE NUMBERS

House 4, 13, 14

發展項目所位於的街道名稱及由差餉物業估價署署長為識別發展項目的目的而編配的門牌號數

耀沙路11號

發展項目包含多單位建築物及獨立屋

每幢多單位建築物的樓層的總數

第1座：14層

第2座：15層

第3座：15層

第5座：13層

第H17-H18、H19-H20及H21座：5層

以上不包括地庫，天台，頂層天台及上層天台

發展項目的經批准的建築圖則所規定的每幢多單位建築物內的樓層號數

第1座：地庫、地下、1樓至3樓、5樓至12樓、15樓至16樓、天台及頂層天台

第2座：地庫、地下、1樓至3樓、5樓至12樓、15樓至17樓、天台及頂層天台

第3座：地庫、地下、1樓至3樓、5樓至12樓、15樓至17樓、天台及上層天台

第5座：地庫、地下、1樓至3樓、5樓至12樓、15樓、天台及上層天台

第H17-H18、H19-H20及H21座：地庫、地下、1樓至3樓、5樓、天台及上層天台

每幢有不依連續次序的樓層號數的多單位建築物內被略去的樓層號數

第1、2、3、5座：4樓、13樓、14樓

第H17-H18、H19-H20及H21座：4樓

每幢多單位建築物內的庇護層 (如有的話)

不適用

獨立屋的總數

13

發展項目的經批准建築圖則所規定的獨立屋的門牌號數

獨立屋 1、2、3、5、6、7、8、9、10、11、12、15及16號

被略去的門牌號數

獨立屋4、13、14號

INFORMATION ON VENDOR AND OTHERS INVOLVED IN THE DEVELOPMENT

賣方及有參與發展項目的其他人的資料

VENDOR
Loyal Pioneer Limited

賣方
鋒尚有限公司

HOLDING COMPANIES OF THE VENDOR
Ease Mind Investments Limited
Clear Idea International Limited

賣方的控權公司
Ease Mind Investments Limited
顯意國際有限公司

AUTHORIZED PERSON FOR THE DEVELOPMENT
Mr. Lai Siu Kin

發展項目的認可人士
黎紹堅先生

THE FIRM OR CORPORATION OF WHICH THE AUTHORIZED PERSON FOR THE DEVELOPMENT IS A PROPRIETOR, DIRECTOR OR EMPLOYEE IN HIS OR HER PROFESSIONAL CAPACITY
Lu Tang Lai Architects Limited

發展項目的認可人士以其專業身份擔任經營人、董事或僱員的商號或法團
呂鄧黎建築師有限公司

BUILDING CONTRACTOR FOR THE DEVELOPMENT
China Overseas Buiding Construction Limited

發展項目的承建商
中國海外房屋工程有限公司

THE FIRMS OF SOLICITORS ACTING FOR THE OWNER IN RELATION TO THE SALE OF RESIDENTIAL PROPERTIES IN THE DEVELOPMENT
Deacons
Iu, Lai & Li
Johnson Stokes & Master

就發展項目中的住宅物業的出售而代表擁有人行事的律師事務所的近律師行
姚黎李律師行
孖士打律師行

AUTHORIZED INSTITUTIONS THAT HAVE MADE A LOAN, OR HAS UNDERTAKEN TO PROVIDE FINANCE, FOR THE CONSTRUCTION OF THE DEVELOPMENT
The Hongkong and Shanghai Banking Corporation Limited
Standard Chartered Bank (Hong Kong) Limited
The Bank of East Asia, Limited
United Overseas Bank Limited
DBS Bank Ltd., Hong Kong Branch

已為發展項目的建造提供貸款或已承諾為該項建造提供融資的認可機構
香港上海滙豐銀行有限公司
渣打銀行(香港)有限公司
東亞銀行有限公司
大華銀行有限公司
DBS Bank Ltd., Hong Kong Branch

ANY OTHER PERSON WHO HAS MADE A LOAN FOR THE CONSTRUCTION OF THE DEVELOPMENT
Tai Fung Bank Limited

已為發展項目的建造提供貸款的任何其他人
大豐銀行有限公司

RELATIONSHIP BETWEEN PARTIES INVOLVED IN THE DEVELOPMENT

有參與發展項目的各方的關係

(a) The Vendor or a building contractor for the Development is an individual, and that Vendor or contractor is an immediate family member of an Authorized Person for the Development;	Not Applicable
(b) The Vendor or a building contractor for the Development is a partnership, and a partner of that Vendor or contractor is an immediate family member of such an Authorized Person;	Not Applicable
(c) The Vendor or a building contractor for the Development is a corporation, and a director or the secretary of that Vendor or contractor (or a holding company of that Vendor) is an immediate family member of such an Authorized Person;	No
(d) The Vendor or a building contractor for the Development is an individual, and that Vendor or contractor is an immediate family member of an associate of such an Authorized Person;	Not Applicable
(e) The Vendor or a building contractor for the Development is a partnership, and a partner of that Vendor or contractor is an immediate family member of an associate of such an Authorized Person;	Not Applicable
(f) The Vendor or a building contractor for the Development is a corporation, and a director or the secretary of that Vendor or contractor (or a holding company of that Vendor) is an immediate family member of an associate of such an Authorized Person;	No
(g) The Vendor or a building contractor for the Development is an individual, and that vendor or contractor is an immediate family member of a proprietor of a firm of solicitors acting for the owner in relation to the sale of residential properties in the Development;	Not Applicable
(h) The Vendor or a building contractor for the Development is a partnership, and a partner of that Vendor or contractor is an immediate family member of a proprietor of a firm of solicitors acting for the owner in relation to the sale of residential properties in the Development;	Not Applicable
(i) The Vendor or a building contractor for the Development is a corporation, and a director or the secretary of that Vendor or contractor (or a holding company of that Vendor) is an immediate family member of a proprietor of such a firm of solicitors;	No
(j) The Vendor, a holding company of the Vendor, or a building contractor for the Development, is a private company, and an Authorised Person for the Development, or an associate of such an Authorised Person, holds at least 10% of the issued shares in that Vendor, holding company or contractor;	No
(k) The Vendor, a holding company of the Vendor, or a building contractor for the Development, is a listed company, and such an Authorised Person, or such an associate, holds at least 1% of the issued shares in that Vendor, holding company or contractor;	Not Applicable
(l) The Vendor or a building contractor for the Development is a corporation, and such an Authorised Person, or such an associate, is an employee, director or secretary of that Vendor or contractor or of a holding company of that Vendor;	No
(m) The Vendor or a building contractor for the Development is a partnership, and such an Authorised Person, or such an associate, is an employee of that Vendor or contractor;	Not Applicable
(n) The Vendor, a holding company of the Vendor, or a building contractor for the Development, is a private company, and a proprietor of a firm of solicitors acting for the owner in relation to the sale of residential properties in the Development holds at least 10% of the issued shares in that Vendor, holding company or contractor;	No
(o) The Vendor, a holding company of the Vendor, or a building contractor for the Development, is a listed company, and a proprietor of such a firm of solicitors holds at least 1% of the issued shares in the Vendor, holding company or contractor;	Not Applicable
(p) The Vendor or a building contractor for the Development is a corporation, and a proprietor of such a firm of solicitors is an employee, director or secretary of that Vendor or contractor or of a holding company of that Vendor;	No
(q) The Vendor or a building contractor for the Development is a partnership, and a proprietor of such a firm of solicitors is an employee of that Vendor or contractor;	Not Applicable
(r) The Vendor or a building contractor for the Development is a corporation, and the corporation of which an Authorised Person for the Development is a director or employee in his or her professional capacity is an associate corporation of that Vendor or contractor or of a holding company of that Vendor;	No
(s) The Vendor or a building contractor for the Development is a corporation, and that contractor is an associate corporation of that Vendor or of a holding company of that Vendor.	No

RELATIONSHIP BETWEEN PARTIES INVOLVED IN THE DEVELOPMENT
有參與發展項目的各方的關係

(a) 賣方或有關發展項目的承建商屬個人，並屬該項目的認可人士的家人；	不適用
(b) 賣方或該項目的承建商屬合夥，而該賣方或承建商的合夥人屬上述認可人士的家人；	不適用
(c) 賣方或該項目承建商屬法團，而該賣方或承建商(或該賣方的控權公司)的董事或秘書屬上述認可人士的家人；	否
(d) 賣方或該項目的承建商屬個人，並屬上述認可人士的有聯繫人士的家人；	不適用
(e) 賣方或該項目的承建商屬合夥，而該賣方或承建商的合夥人屬上述認可人士的有聯繫人士的家人；	不適用
(f) 賣方或該項目的承建商屬法團，而該賣方或承建商(或該賣方的控權公司)的董事或秘書屬上述認可人士的有聯繫人士的家人；	否
(g) 賣方或該項目的承建商屬個人，並屬就該項目內的住宅物業的出售代表擁有人行事的律師事務所行事的經營人的家人；	不適用
(h) 賣方或該項目的承建商屬合夥，而該賣方或承建商的合夥人屬就該項目內的住宅物業的出售代表擁有人行事的律師事務所行事的經營人的家人；	不適用
(i) 賣方或該項目的承建商屬法團，而該賣方或承建商(或該賣方的控權公司)的董事或秘書屬上述律師事務所的經營人的家人；	否
(j) 賣方、賣方的控權公司或有關發展項目的承建商屬私人公司，而該項目的認可人士或該認可人士的有聯繫人士持有該賣方、控權公司或承建商最少10%的已發行股份；	否
(k) 賣方、賣方的控權公司或該項目的承建商屬上市公司，而上述認可人士或上述有聯繫人士持有該賣方、控權公司或承建商最少1%的已發行股份；	不適用
(l) 賣方或該項目的承建商屬法團，而上述認可人士或上述有聯繫人士屬該賣方、承建商或該賣方的控權公司的僱員、董事或秘書；	否
(m) 賣方或該項目的承建商屬合夥，而上述認可人士或上述有聯繫人士屬該賣方或承建商的僱員；	不適用
(n) 賣方、賣方的控權公司或該項目的承建商屬私人公司，而就該項目中的住宅物業的出售而代表擁有人行事的律師事務所的經營人持有該賣方、控權公司或承建商最少10%的已發行股份；	否
(o) 賣方、賣方的控權公司或該項目的承建商屬上市公司，而上述律師事務所的經營人持有該賣方、控權公司或承建商最少1%的已發行股份；	不適用
(p) 賣方或該項目的承建商屬法團，而上述律師事務所的經營人屬該賣方或承建商或該賣方的控權公司的僱員、董事或秘書；	否
(q) 賣方或該項目的承建商屬合夥，而上述律師事務所的經營人屬該賣方或承建商的僱員；	不適用
(r) 賣方或該項目的承建商屬法團，而該項目的認可人士以其專業身份擔任董事或僱員的法團為該賣方或承建商或該賣方的控權公司的有聯繫法團；	否
(s) 賣方或該項目的承建商屬法團，而該承建商屬該賣方或該賣方的控權公司的有聯繫法團。	否

INFORMATION ON DESIGN OF THE DEVELOPMENT

發展項目的設計的資料

1. There are non-structural prefabricated external walls forming part of the enclosing walls of the Development.
發展項目有構成圍封牆的一部分的非結構預製外牆。
2. The range of thickness of the non-structural prefabricated external walls of each building is 150mm.
每幢建築物的非結構預製外牆的厚度範圍為150 毫米。

Schedule of total area of the non-structural prefabricated external walls of each residential property
每個住宅物業的非結構預製外牆的總面積表

Tower 座數	Floor 樓層	Flat 單位	The total area of the non-structural prefabricated external walls of each residential property (sq.m.) 每個住宅物業的非結構預製外牆的總面積 (平方米)
Tower 1 第1座	G/F 地下	A	0.703
		B	0.397
		D	0.732
		E	0.567
		F	0.691
		G	0.413
		H	0.596
	1/F 1樓	A	0.703
		B	0.728
		C	0.804
		D	0.750
		E	0.697
		F	0.691
		G	0.558
		H	0.952
	2/F - 3/F, 5/F - 12/F and 15/F 2樓至3樓、 5樓至12樓 及15樓	A	0.703
		B	0.728
		C	0.804
		D	0.750
		E	0.697
		F	0.691
		G	0.558
		H	0.952
	16/F 16樓	A	2.567
		B	0.608
		C	1.001

Note:
There are no 4/F, 13/F and 14/F.

Tower 座數	Floor 樓層	Flat 單位	The total area of the non-structural prefabricated external walls of each residential property (sq.m.) 每個住宅物業的非結構預製外牆的總面積 (平方米)
Tower 2 第2座	G/F 地下	A	0.675
		B	-
		C	0.492
		D	1.361
		E	0.878
		F	0.475
		H	0.407
	1/F 1樓	A	0.881
		B	-
		C	0.906
		D	1.569
		E	1.008
		F	0.596
		G	0.726
		H	0.544
	2/F - 3/F, 5/F - 12/F and 15/F - 16/F 2樓至3樓、 5樓至12樓及 15樓至16樓	A	0.881
		B	-
		C	0.906
		D	1.569
		E	1.008
		F	0.596
		G	0.726
		H	0.544
	17/F 17樓	A	1.160
		B	1.959
		C	0.596

註：
不設4樓、13樓及14樓。

INFORMATION ON DESIGN OF THE DEVELOPMENT

發展項目的設計的資料

Schedule of total area of the non-structural prefabricated external walls of each residential property
每個住宅物業的非結構預製外牆的總面積表

Tower 座數	Floor 樓層	Flat 單位	The total area of the non-structural prefabricated external walls of each residential property (sq.m.) 每個住宅物業的非結構預製外牆的總面積 (平方米)
Tower 3 第3座	G/F 地下	E	0.622
		F	0.363
		G	0.344
		H	0.808
		J	0.649
		K	0.755
	1/F 1樓	A	1.117
		B	0.854
		C	1.242
		D	0.320
		E	0.479
		F	0.363
		G	0.345
		H	0.681
		J	0.526
		K	0.860
		L	0.414
	2/F - 3/F, 5/F - 12/F and 15/F - 16/F 2樓至3樓、 5樓至12樓及 15樓至16樓	A	1.117
		B	0.854
		C	1.361
		D	0.441
		E	0.479
		F	0.363
		G	0.345
		H	0.681
		J	0.526
		K	0.860
		L	0.414
	17/F 17樓	A	1.403
		B	1.268
		C	0.936
		D	0.816
		E	1.178

Tower 座數	Floor 樓層	Flat 單位	The total area of the non-structural prefabricated external walls of each residential property (sq.m.) 每個住宅物業的非結構預製外牆的總面積 (平方米)
Tower 5 第5座	G/F 地下	C	-
		D	0.721
		E	0.358
		F	0.418
		G	0.395
	1/F 1樓	A	1.774
		B	0.760
		C	-
		D	0.715
		E	0.501
		F	0.562
		G	0.539
		H	1.903
		J	1.903
		K	0.629
	2/F - 3/F and 5/F - 12/F 2樓至3樓及 5樓至12樓	A	1.774
		B	0.760
		C	-
		D	0.715
		E	0.501
		F	0.562
		G	0.539
		H	2.024
		J	2.024
		K	0.629
	15/F 15樓	A	1.563
		B	0.408
		C	0.917
		D	2.154
		E	2.092

Note:
There are no 4/F, 13/F and 14/F.

註：
不設4樓、13樓及14樓。

INFORMATION ON DESIGN OF THE DEVELOPMENT

發展項目的設計的資料

Schedule of total area of the non-structural prefabricated external walls of each residential property
每個住宅物業的非結構預製外牆的總面積表

Tower 座數	Floor 樓層	Flat 單位	The total area of the non-structural prefabricated external walls of each residential property (sq.m.) 每個住宅物業的非結構預製外牆的總面積 (平方米)
Block H17 - H18 第H17 - H18座	1/F 1樓	H17-A	1.991
		H17-B	1.290
		H18-A	0.870
		H18-B	0.686
	2/F - 3/F and 5/F 2樓至3樓及5樓	H17-A	1.991
		H17-B	1.290
		H18-A	0.870
		H18-B	0.686
Block H19 - H20 第H19 - H20座	1/F 1樓	H19-A	0.900
		H19-B	0.656
		H20-A	0.900
		H20-B	0.672
	2/F - 3/F and 5/F 2樓至3樓及5樓	H19-A	0.900
		H19-B	0.656
		H20-A	0.900
		H20-B	0.672
Block H21 第H21座	1/F 1樓	H21-A	1.989
		H21-B	1.193
	2/F - 3/F and 5/F 2樓至3樓及5樓	H21-A	1.989
		H21-B	1.193

Note:
There is no 4/F.
There are no House 4, 13 and 14.

House 獨立屋	The total area of the non-structural prefabricated external walls of each residential property (sq.m.) 每個住宅物業的非結構預製外牆的總面積 (平方米)
House 1 獨立屋1號	-
House 2 獨立屋2號	-
House 3 獨立屋3號	-
House 5 獨立屋5號	-
House 6 獨立屋6號	-
House 7 獨立屋7號	-
House 8 獨立屋8號	-
House 9 獨立屋9號	-
House 10 獨立屋10號	-
House 11 獨立屋11號	-
House 12 獨立屋12號	-
House 15 獨立屋15號	-
House 16 獨立屋16號	-

註：
不設4樓。
不設獨立屋4、13及14號。

INFORMATION ON DESIGN OF THE DEVELOPMENT

發展項目的設計的資料

1. There are curtain walls forming part of the enclosing walls of the Development.
發展項目有構成圍封牆的一部分的幕牆。
2. The range of thickness of the curtain walls of each building is 200mm.
每幢建築物的幕牆的厚度範圍為200 毫米。

Schedule of total area of the curtain walls of each residential property
每個住宅物業的幕牆的總面積表

Tower 座數	Floor 樓層	Flat 單位	The total area of the curtain walls of each residential property (sq.m.) 每個住宅物業的幕牆的總面積 (平方米)
Tower 1 第1座	G/F 地下	A	2.801
		B	2.115
		D	-
		E	0.800
		F	1.505
		G	-
		H	1.115
	1/F 1樓	A	2.525
		B	2.034
		C	-
		D	-
		E	0.800
		F	1.214
		G	-
		H	0.824
	2/F - 3/F, 5/F - 12/F and 15/F 2樓至3樓、 5樓至12樓 及15樓	A	2.525
		B	2.424
		C	-
		D	-
		E	0.800
		F	1.214
		G	-
		H	0.824
	16/F 16樓	A	3.040
		B	3.152
		C	0.955

Note:
There are no 4/F, 13/F and 14/F.

Tower 座數	Floor 樓層	Flat 單位	The total area of the curtain walls of each residential property (sq.m.) 每個住宅物業的幕牆的總面積 (平方米)
Tower 2 第2座	G/F 地下	A	1.360
		B	0.840
		C	-
		D	1.470
		E	0.910
		F	0.850
		H	-
	1/F 1樓	A	1.069
		B	0.524
		C	-
		D	1.179
		E	0.910
		F	1.010
		G	-
		H	-
	2/F - 3/F, 5/F - 12/F and 15/F - 16/F 2樓至3樓、 5樓至12樓及 15樓至16樓	A	1.069
		B	0.524
		C	-
		D	1.179
		E	0.910
		F	1.010
		G	-
		H	-
	17/F 17樓	A	2.630
		B	2.175
		C	2.481

註：
不設4樓、13樓及14樓。

INFORMATION ON DESIGN OF THE DEVELOPMENT

發展項目的設計的資料

Schedule of total area of the curtain walls of each residential property
每個住宅物業的幕牆的總面積表

Tower 座數	Floor 樓層	Flat 單位	The total area of the curtain walls of each residential property (sq.m.) 每個住宅物業的幕牆的總面積 (平方米)
Tower 3 第3座	G/F 地下	E	-
		F	-
		G	-
		H	0.332
		J	0.584
		K	-
	1/F 1樓	A	0.899
		B	-
		C	1.171
		D	0.743
		E	-
		F	-
		G	-
		H	0.494
		J	0.584
		K	-
		L	0.596
	2/F - 3/F, 5/F - 12/F and 15/F - 16/F 2樓至3樓、 5樓至12樓及 15樓至16樓	A	0.655
		B	-
		C	1.171
		D	0.743
		E	-
		F	-
		G	-
		H	0.494
		J	0.584
		K	-
		L	0.596
	17/F 17樓	A	1.461
		B	2.461
		C	1.584
		D	1.247
		E	0.984

Tower 座數	Floor 樓層	Flat 單位	The total area of the curtain walls of each residential property (sq.m.) 每個住宅物業的幕牆的總面積 (平方米)
Tower 5 第5座	G/F 地下	C	0.460
		D	0.333
		E	-
		F	-
		G	-
	1/F 1樓	A	1.069
		B	-
		C	0.460
		D	0.474
		E	-
		F	-
		G	-
		H	0.677
		J	0.677
		K	-
	2/F - 3/F and 5/F - 12/F 2樓至3樓及 5樓至12樓	A	1.069
		B	-
		C	0.460
		D	0.474
		E	-
		F	-
		G	-
		H	0.677
		J	0.677
		K	-
	15/F 15樓	A	1.595
		B	0.850
		C	1.005
		D	1.847
		E	0.961

Note:
There are no 4/E, 13/F and 14/E.

註：
不設4樓、13樓及14樓。

INFORMATION ON DESIGN OF THE DEVELOPMENT

發展項目的設計的資料

Schedule of total area of the curtain walls of each residential property
每個住宅物業的幕牆的總面積表

Tower 座數	Floor 樓層	Flat 單位	The total area of the curtain walls of each residential property (sq.m.) 每個住宅物業的幕牆的總面積 (平方米)
Block H17 - H18 第H17 - H18座	1/F 1樓	H17-A	-
		H17-B	-
		H18-A	-
		H18-B	-
	2/F - 3/F and 5/F 2樓至3樓及5樓	H17-A	-
		H17-B	-
		H18-A	-
		H18-B	-
Block H19 - H20 第H19 - H20座	1/F 1樓	H19-A	-
		H19-B	-
		H20-A	-
		H20-B	-
	2/F - 3/F and 5/F 2樓至3樓及5樓	H19-A	-
		H19-B	-
		H20-A	-
		H20-B	-
Block H21 第H21座	1/F 1樓	H21-A	-
		H21-B	-
	2/F - 3/F and 5/F 2樓至3樓及5樓	H21-A	-
		H21-B	-

Note:
There is no 4/F.
There are no House 4, 13 and 14.

House 獨立屋	The total area of the curtain walls of each residential property (sq.m.) 每個住宅物業的幕牆的總面積 (平方米)
House 1 獨立屋1號	-
House 2 獨立屋2號	-
House 3 獨立屋3號	-
House 5 獨立屋5號	-
House 6 獨立屋6號	-
House 7 獨立屋7號	-
House 8 獨立屋8號	-
House 9 獨立屋9號	-
House 10 獨立屋10號	-
House 11 獨立屋11號	-
House 12 獨立屋12號	-
House 15 獨立屋15號	-
House 16 獨立屋16號	-

註：
不設4樓。
不設獨立屋4、13及14號。

INFORMATION ON PROPERTY MANAGEMENT

物業管理的資料

THE MANAGER OF THE DEVELOPMENT APPOINTED UNDER THE EXECUTED DEED OF MUTUAL COVENANT

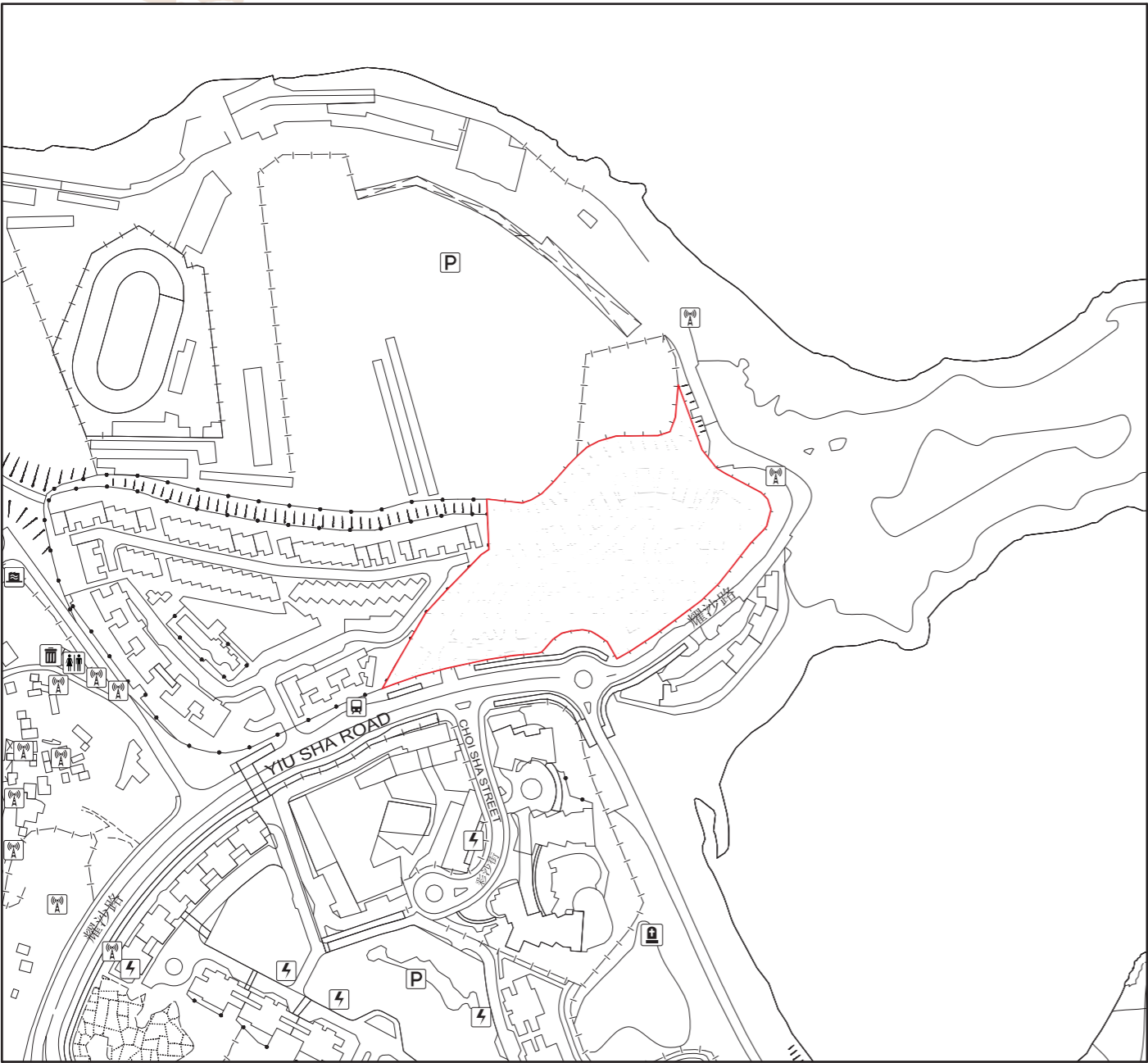
Under the executed Deed of Mutual Covenant, Country Garden Property Services HK Holdings Company Limited is appointed as the manager of the Development.

根據已簽立的公契獲委任為發展項目的管理人

根據已簽立的公契，碧桂園物業香港控股有限公司獲委任為發展項目的管理人。

LOCATION PLAN OF THE DEVELOPMENT

發展項目的所在位置圖



 Boundary of the Development
發展項目邊界









 SCALE 0 50 100 150 200 250 M/米
比例尺：

The map is provided by the CSDI Portal and intellectual property rights are owned by the Government of the HKSAR.
地圖由空間數據共享平台提供，香港特別行政區政府為知識產權擁有人。

This location plan is prepared by the Vendor with reference to the Digital Topographic Map No. T7-NE-B dated 5 June 2025 and T7-NE-D dated 5 June 2025 from Survey and Mapping Office of the Lands Department, with adjustments where necessary.

此位置圖是由賣方擬備並參考地政總署測繪處於2025年6月5日出版之數碼地形圖，圖幅編號T7-NE-B及於2025年6月5日出版之數碼地形圖，圖幅編號T7-NE-D，有需要處經修正處理。

NOTATION 圖例

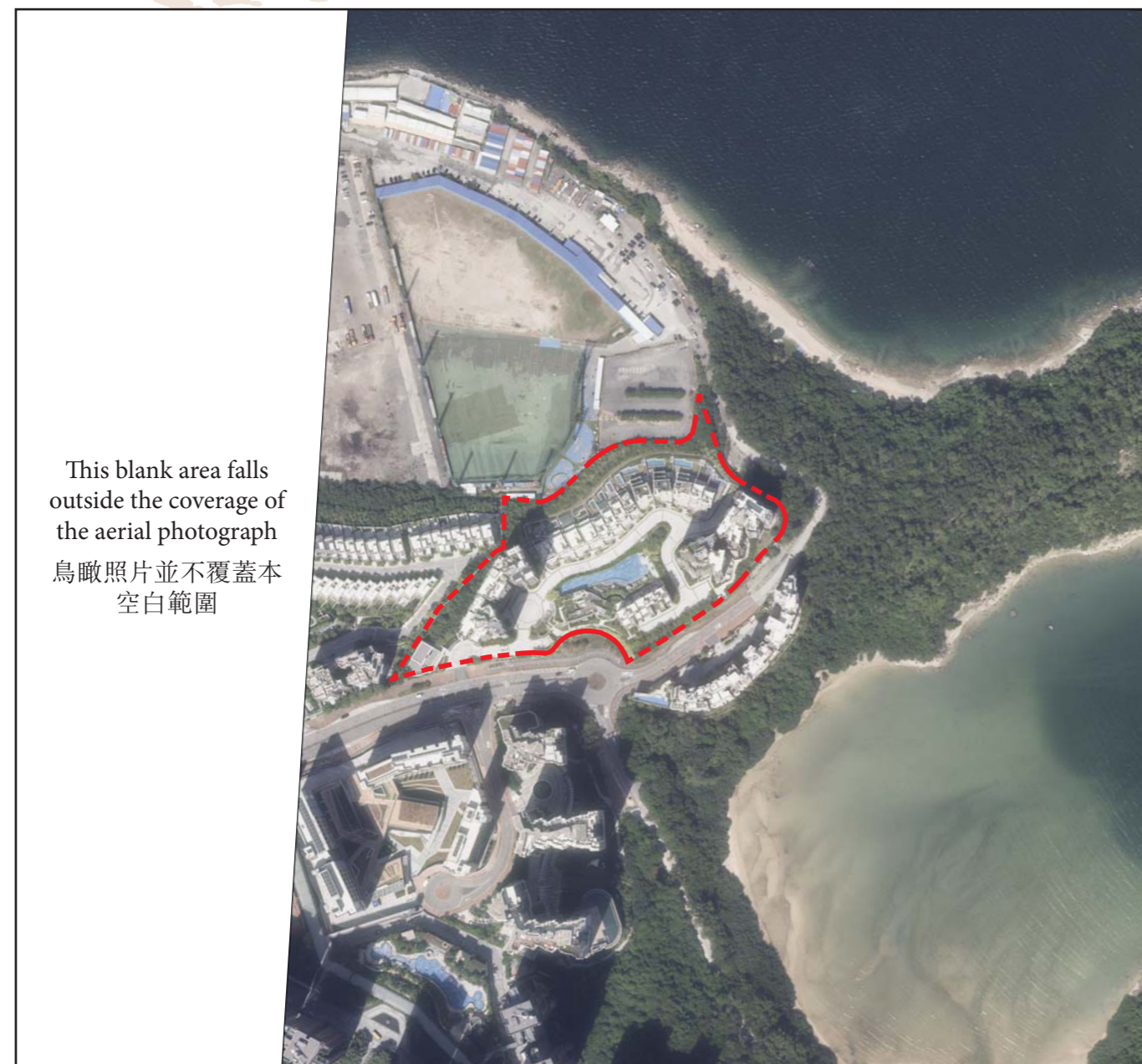
- | | |
|--|---|
|  Sewage Treatment Works and Facilities
污水處理廠及設施 |  Public Carpark (including a Lorry Park)
公眾停車場(包括貨車停泊處) |
|  Power Plant (including Electricity Sub-stations)
發電廠(包括電力分站) |  Public Utility Installation
公用事業設施裝置 |
|  Cemetery
墳場 |  Refuse Collection Point
垃圾收集站 |
|  Public Transport Terminal (including a Rail Station)
公共交通總站(包括鐵路車站) |  Public Convenience
公廁 |

- Notes:
1. The Vendor advises prospective purchasers to conduct an on-site visit for a better understanding of the development site, its surrounding environment and the public facilities nearby.
 2. The location plan may show more than the area required under the Residential Properties (First-hand Sales) Ordinance due to the technical reason that the boundary of the Development is irregular.

- 註：
1. 賣方建議買家到有關發展地盤作實地考察，以對該發展地盤、其周邊地區環境及附近的公共設施有較佳了解。
 2. 由於發展項目的邊界不規則的技術原因，此位置圖所顯示的範圍可能超過《一手住宅物業銷售條例》所規定的範圍。

AERIAL PHOTOGRAPH OF THE DEVELOPMENT

發展項目的鳥瞰照片



Adopted from part of the aerial photograph taken by the Survey and Mapping Office of the Lands Department at a flying height of 6,900 feet, Photo No. E237686C, dated 24 October 2024.

摘錄自地政總署測繪處在6,900呎的飛行高度拍攝之鳥瞰照片，照片編號E237686C，飛行日期：2024年10月24日。

 Boundary of the Development
發展項目邊界

Survey and Mapping Office, Lands Department, The Government of HKSAR © Copyright reserved – reproduction by permission only.
香港特別行政區政府地政總署測繪處 © 版權所有，未經許可，不得翻印。

Notes:

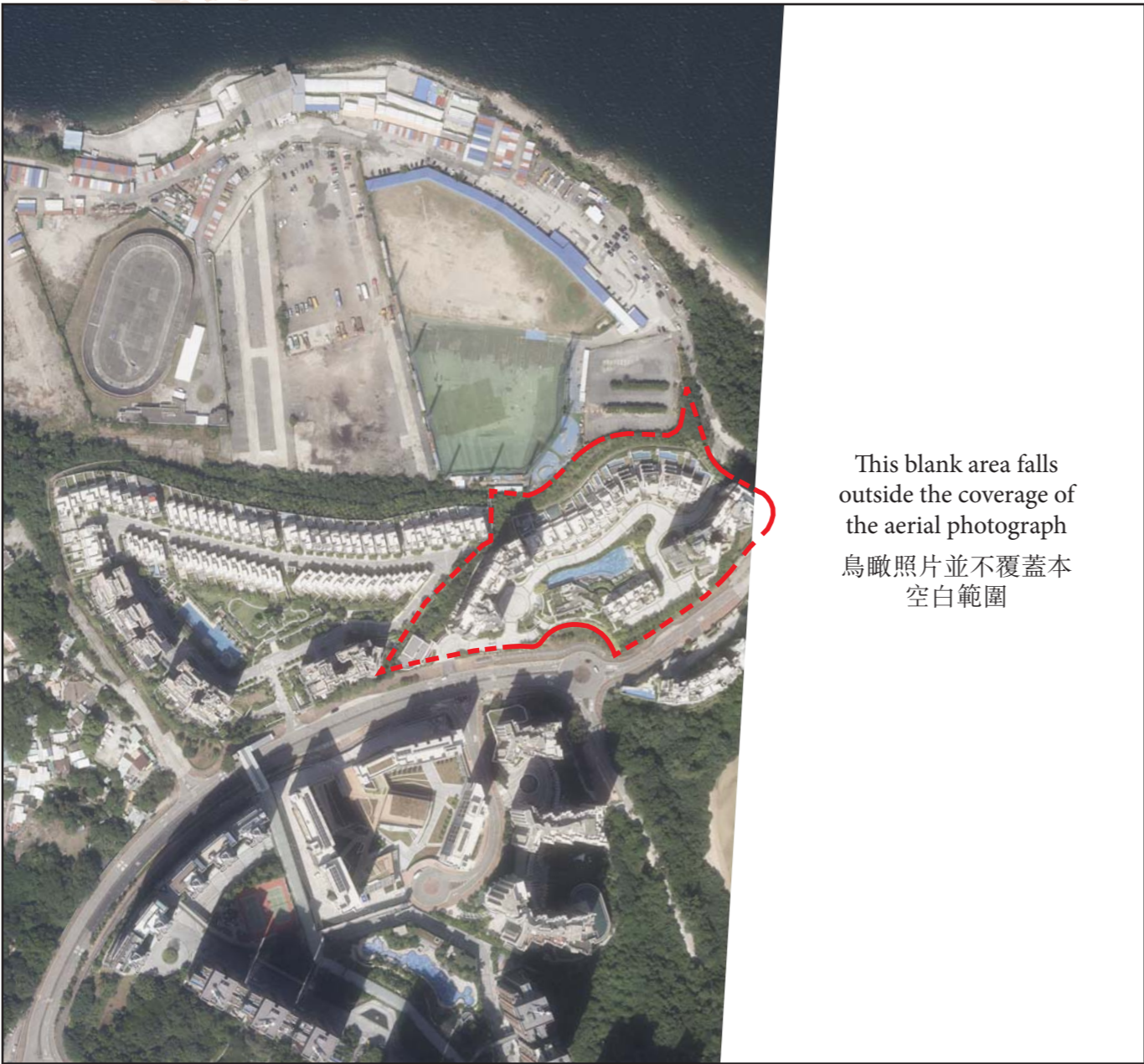
1. Copy of the aerial photograph of the Development is available for free inspection at the sales office during opening hours.
2. The aerial photograph may show more than the area required under the Residential Properties (First-hand Sales) Ordinance due to the technical reason that the boundary of the Development is irregular.

註：

1. 發展項目的鳥瞰照片之副本可於售樓處開放時間內免費查閱。
2. 由於發展項目的邊界不規則的技術原因，此鳥瞰照片所顯示的範圍可能超過《一手住宅物業銷售條例》所規定的範圍。


AERIAL PHOTOGRAPH OF THE DEVELOPMENT

發展項目的鳥瞰照片



Adopted from part of the aerial photograph taken by the Survey and Mapping Office of the Lands Department at a flying height of 6,900 feet, Photo No. E237688C, dated 24 October 2024.

摘錄自地政總署測繪處在6,900呎的飛行高度拍攝之鳥瞰照片，照片編號E237688C，飛行日期：2024年10月24日。

 Boundary of the Development
發展項目邊界

Survey and Mapping Office, Lands Department, The Government of HKSAR © Copyright reserved – reproduction by permission only.
香港特別行政區政府地政總署測繪處 © 版權所有，未經許可，不得翻印。

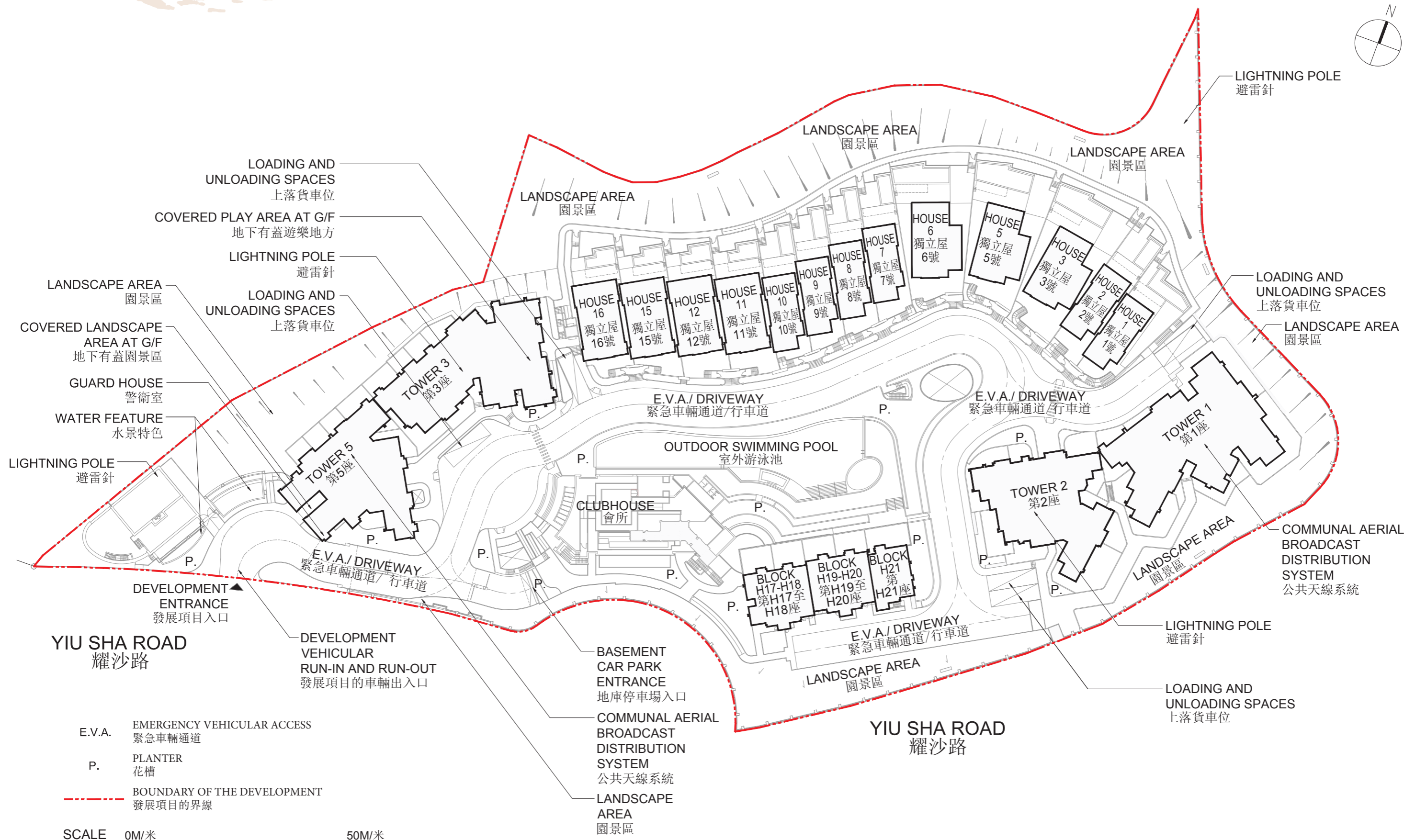
Notes:
1. Copy of the aerial photograph of the Development is available for free inspection at the sales office during opening hours.
2. The aerial photograph may show more than the area required under the Residential Properties (First-hand Sales) Ordinance due to the technical reason that the boundary of the Development is irregular.

註：
1. 發展項目的鳥瞰照片之副本可於售樓處開放時間內免費查閱。
2. 由於發展項目的邊界不規則的技術原因，此鳥瞰照片所顯示的範圍可能超過《一手住宅物業銷售條例》所規定的範圍。

This is a blank page
此為空白頁

This is a blank page
此為空白頁

LAYOUT PLAN OF THE DEVELOPMENT
發展項目的布局圖



FLOOR PLANS OF RESIDENTIAL PROPERTIES IN THE DEVELOPMENT

發展項目的住宅物業的樓面平面圖

LEGEND FOR FLOOR PLAN 平面圖圖例

A.C. PLATFORM	= Air Conditioner Platform	= 空調機平台	H.R. AT H/L	= Hose Reel at High Level	= 高位之消防喉轆
A.C. PLATFORM ABOVE	= Air Conditioner Platform Above	= 上層空調機平台	H.R. PLANT RM.	= Hose Reel Plant Room	= 消防喉轆機房
A.F.	= Architectural Feature	= 建築裝飾	INACCESSIBLE FLAT ROOF	= Inaccessible Flat Roof	= 不可內進之平台
A.F. ABOVE	= Architectural Feature Above	= 上層建築裝飾	KIT.	= Kitchen	= 廚房
A.F. AT H/L	= Architectural Feature at High Level	= 高位之建築裝飾	LAV.	= Lavatory	= 洗手間
A.D.	= Air Duct	= 空氣管道	LIFT	= Lift	= 升降機
A.P.	= Access Panel	= 檢修門	LIFT LOBBY	= Lift Lobby	= 升降機大堂
A.T.	= Accessible Toilet	= 暢通易達洗手間	LIFT MACHINE ROOM	= Lift Machine Room	= 升降機機房
B.	= Bathroom	= 浴室	LIGHT WELL	= Light Well	= 天井
B. 1	= Bathroom 1	= 浴室1	LIV. / DIN.	= Living Room and Dining Room	= 客廳及飯廳
B. 2	= Bathroom 2	= 浴室2		= Living / Dining Room	= 客/飯廳
B. 3	= Bathroom 3	= 浴室3	LOBBY	= Lobby	= 大堂
B. 3/4	= Bathroom 3/4	= 浴室3/4	M.B.R.	= Master Bedroom	= 主人睡房
BAL.	= Balcony	= 露台	M.B.	= Master Bathroom	= 主人浴室
BAL. ABOVE	= Balcony above	= 上層露台	MAINTENANCE VOID	= Maintenance Void	= 維修空間
BAL. COVER	= Balcony Cover	= 露台簷篷	M.L.	= Metal Louvre	= 金屬百葉
B.R.	= Bedroom	= 睡房	OFFICE ACCOMMODATION FOR WATCHMAN CARETAKERS	= Office Accommodation For Watchman Caretakers	= 警衛及管理員辦公室
B.R. 1	= Bedroom 1	= 睡房1	OPEN KIT.	= Open Kitchen	= 開放式廚房
B.R. 2	= Bedroom 2	= 睡房2	OWNERS' CORPORATION OFFICE	= Owners' Corporation Office	= 業主立案法團辦公室
B.R. 3	= Bedroom 3	= 睡房3	P.D.	= Pipe Duct	= 管道槽
BUILDING LINE ABOVE	= Building Line Above	= 上層建築物邊線	PIPE WELL	= Pipe Well	= 管道井
CANOPY AT 1/F ONLY	= Canopy at 1/F Only	= 只於1樓之簷篷	PLANTER	= Planter Box	= 花槽
CARETAKER'S QUARTER	= Caretaker's Quarter	= 管理員宿舍	POTABLE & FLUSHING WATER PUMP RM.	= Potable and Flushing Water Pump Room	= 食水及沖廁水泵房
C.L.	= Cat Ladder	= 爬梯	POWDER RM.	= Powder Room	= 化妝間
CLO.	= Closet Room	= 衣帽間	PRIVATE GARDEN	= Private Garden	= 私人花園
CLOAK RM.	= Cloakroom	= 存衣處	R.S.M.R.R.	= Refuse Storage and Material Recovery Room	= 垃圾儲存及物料回收房
COMMON AREA	= Common Area	= 公用地方			
COVER BELOW	= Cover Below	= 下層簷篷	ROOF	= Roof	= 天台
COVERED LANDSCAPE	= Covered Landscape	= 有蓋園林	S.	= Stove	= 煮食爐
COVERED PLAY AREA	= Covered Play Area	= 有蓋遊樂地方	SINK	= Sink	= 洗滌盤
C. W.	= Curtain Wall	= 幕牆	SPRINKLER CONTROL VALVE	= Sprinkler Control Valve	= 灑水器控制閥門
C. W. BELOW	= Curtain Wall Below	= 下層幕牆	STO.	= Store Room	= 儲物房
DN	= Down	= 落	STUDY ROOM	= Study Room	= 書房
E.L.V.	= Extra Low Voltage Duct/Cabinet	= 特低電壓管道/箱	STUDY / CLOSET	= Study / Closet	= 書房/衣帽間
E.L.V.R.	= Extra Low Voltage Room	= 特低電壓電房	SWIMMING POOL	= Swimming Pool	= 游泳池
E.M.C.	= Electrical Meter Cabinet	= 電錶櫃	T.	= Toilet	= 衛生間
E.M.R.	= Electrical Meter Room	= 電錶房	TOP OF A. F.	= Top of Architectural Feature	= 建築裝飾頂部
ENTRANCE LOBBY	= Entrance Lobby	= 入口大堂	TRS	= Temporary Refuge Space	= 臨時庇護處
FAMILY	= Family Room	= 家庭室	UP	= Up	= 上
FCC	= Fireman's Control Centre	= 消防控制中心	UTI.	= Utility Room	= 工作房
FILTRATION PLANT PIT	= Filtration Plant Pit	= 過濾機井	UTI. 1	= Utility Room 1	= 工作房1
FLAT ROOF	= Flat Roof	= 平台	UTI. 2	= Utility Room 2	= 工作房2
F. R. R. WALL	= Fire Resistance Rated Wall	= 耐火牆	UTP	= Utility Platform	= 工作平台
F. R. R. WINDOW	= Fire Resistance Rated Window	= 耐火窗	UTP ABOVE	= Utility Platform Above	= 上層工作平台
F.S. INLET & SPRINKLER INLET	= Fire Services Inlet and Sprinkler Inlet	= 消防進水口及灑水器進水口	UTP COVER	= Utility Platform Cover	= 工作平台簷篷
GAS CABINET	= Gas Cabinet	= 氣體櫃	VOID	= Void	= 中空
GUARD HOUSE	= Guard House	= 警衛室	W.M.C.	= Water Meter Cabinet	= 水錶櫃
H.R.	= Hose Reel	= 消防喉轆			

FLOOR PLANS OF RESIDENTIAL PROPERTIES IN THE DEVELOPMENT

發展項目的住宅物業的樓面平面圖

TOWER 1 第1座

Floor 樓層	Flat 單位	Floor-to-floor height of each residential property (mm) 每個住宅物業的層與層之間的高度（毫米）	The thickness of the floor slabs (excluding plaster) of each residential property (mm) 每個住宅物業的樓板（不包括灰泥）的厚度（毫米）
G/F 地下	A	3150, 3500	150
	B	3150, 3250, 3500	150, 175
	D	3150, 3500	150
	E	3150, 3250, 3500	150
	F	3150, 3250, 3500	150
	G	3150, 3500	150
	H	3150, 3500	150

The internal areas of the residential properties on the upper floors will generally be slightly larger than those on the lower floors because of the reducing thickness of the structural walls on the upper floors.

因住宅物業的較高樓層的結構牆的厚度遞減，較高樓層的內部面積，一般比較低樓層的內部面積稍大。

Notes:
1. The dimensions in floor plans are all structural dimensions in millimetre.
2. Please refer to Page 26 of this sales brochure for remarks and legend of the terms and abbreviations shown on the floor plans.

備註：
1. 樓層平面圖所列之尺寸數字為以毫米標示之建築結構尺寸。
2. 請參閱本售樓書第26頁之備註及圖例以協助解讀此部份的平面圖及其顯示之名詞及簡稱。

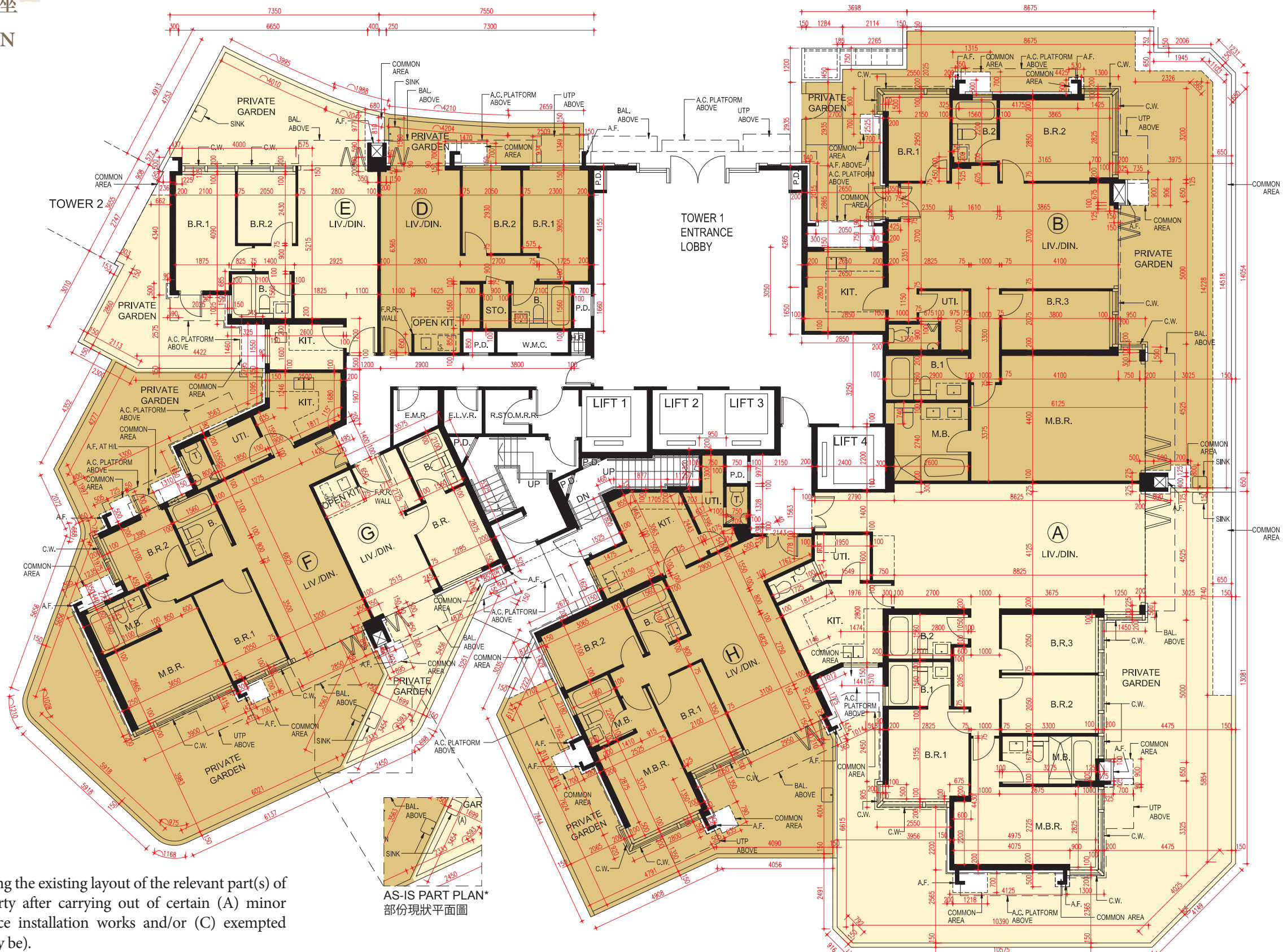
FLOOR PLANS OF RESIDENTIAL PROPERTIES IN THE DEVELOPMENT

發展項目的住宅物業的樓面平面圖

TOWER 1 第1座

G/F FLOOR PLAN

地下平面圖



* As-is Part Plan showing the existing layout of the relevant part(s) of the residential property after carrying out of certain (A) minor works, (B) fire service installation works and/or (C) exempted works (as the case may be).
部份現狀平面圖顯示住宅物業的相關部份在完成某些(A)小型工程、(B)消防裝置工程及/或(C)豁免工程後之現時的布局(視情況而定)。

SCALE 0M/米
比例尺: 10M/米

FLOOR PLANS OF RESIDENTIAL PROPERTIES IN THE DEVELOPMENT

發展項目的住宅物業的樓面平面圖

TOWER 1 第1座

Floor 樓層	Flat 單位	Floor-to-floor height of each residential property (mm) 每個住宅物業的層與層之間的高度（毫米）	The thickness of the floor slabs (excluding plaster) of each residential property (mm) 每個住宅物業的樓板（不包括灰泥）的厚度（毫米）
1/F 1樓	A	2800, 3150	150
	B	2800, 3150	150
	C	2800, 3150	150
	D	2800, 3150	150
	E	2800, 2900, 3150	150
	F	2800, 2900, 3150	150
	G	2800, 3150	150
	H	2800, 3150	150

The internal areas of the residential properties on the upper floors will generally be slightly larger than those on the lower floors because of the reducing thickness of the structural walls on the upper floors.

因住宅物業的較高樓層的結構牆的厚度遞減，較高樓層的內部面積，一般比較低樓層的內部面積稍大。

Notes:

- The dimensions in floor plans are all structural dimensions in millimetre.
- Please refer to Page 26 of this sales brochure for remarks and legend of the terms and abbreviations shown on the floor plans.

備註：

- 樓層平面圖所列之尺寸數字為以毫米標示之建築結構尺寸。
- 請參閱本售樓書第26頁之備註及圖例以協助解讀此部份的平面圖及其顯示之名詞及簡稱。

FLOOR PLANS OF RESIDENTIAL PROPERTIES IN THE DEVELOPMENT

發展項目的住宅物業的樓面平面圖

TOWER 1 第1座
1/F FLOOR PLAN
1樓平面圖



FLOOR PLANS OF RESIDENTIAL PROPERTIES IN THE DEVELOPMENT

發展項目的住宅物業的樓面平面圖

TOWER 1 第1座

Floor 樓層	Flat 單位	Floor-to-floor height of each residential property (mm) 每個住宅物業的層與層之間的高度（毫米）	The thickness of the floor slabs (excluding plaster) of each residential property (mm) 每個住宅物業的樓板（不包括灰泥）的厚度（毫米）
2/F - 3/F and 5/F - 12/F 2樓至3樓及 5樓至12樓	A	2800, 3150	150
	B	2800, 3150	150
	C	2800, 3150	150
	D	2800, 3150	150
	E	2800, 2900, 3150	150
	F	2800, 2900, 3150	150
	G	2800, 3150	150
	H	2800, 3150	150
15/F 15樓	A	2900, 2950, 3050, 3220, 3300	150, 175
	B	2900, 2950, 3000, 3050, 3300	150, 175
	C	3000, 3300	150
	D	2900, 2950, 3220, 3300	150
	E	2950, 3300	150
	F	2850, 2900, 2950, 3050, 3220, 3300	150, 175
	G	3300	150
	H	2800, 2850, 2950, 3050, 3300	150, 175

The internal areas of the residential properties on the upper floors will generally be slightly larger than those on the lower floors because of the reducing thickness of the structural walls on the upper floors.

因住宅物業的較高樓層的結構牆的厚度遞減，較高樓層的內部面積，一般比較低樓層的內部面積稍大。

- Notes:
- 1. The dimensions in floor plans are all structural dimensions in millimetre.
 - 2. Please refer to Page 26 of this sales brochure for remarks and legend of the terms and abbreviations shown on the floor plans.
 - 3. 4/F, 13/F and 14/F are Omitted.

- 備註：
- 1. 樓層平面圖所列之尺寸數字為以毫米標示之建築結構尺寸。
 - 2. 請參閱本售樓書第26頁之備註及圖例以協助解讀此部份的平面圖及其顯示之名詞及簡稱。
 - 3. 不設4樓、13樓及14樓。

FLOOR PLANS OF RESIDENTIAL PROPERTIES IN THE DEVELOPMENT

發展項目的住宅物業的樓面平面圖

TOWER 1 第1座

2/F - 3/F, 5/F - 12/F and 15/F
(4/F, 13/F & 14/F are omitted)
2樓至3樓、5樓至12樓及15樓
(不設4樓、13樓及14樓)



AS-IS PART PLAN OF 10/F*
部份現狀10樓平面圖

* As-is Part Plan showing the existing layout of the relevant part(s) of the residential property after carrying out of certain (A) minor works, (B) fire service installation works and/or (C) exempted works (as the case may be).
部份現狀平面圖顯示住宅物業的相關部份在完成某些(A)小型工程、(B)消防裝置工程及/或(C)豁免工程後之現時的布局(視情況而定)。

SCALE 0M/米 10M/米
比例尺:

FLOOR PLANS OF RESIDENTIAL PROPERTIES IN THE DEVELOPMENT

發展項目的住宅物業的樓面平面圖

TOWER 1 第1座

Floor 樓層	Flat 單位	Floor-to-floor height of each residential property (mm) 每個住宅物業的層與層之間的高度（毫米）	The thickness of the floor slabs (excluding plaster) of each residential property (mm) 每個住宅物業的樓板（不包括灰泥）的厚度（毫米）
16/F 16樓	A	2625, 3500	150, 175
	B	3500	175
	C	3500	175

The internal areas of the residential properties on the upper floors will generally be slightly larger than those on the lower floors because of the reducing thickness of the structural walls on the upper floors.

因住宅物業的較高樓層的結構牆的厚度遞減，較高樓層的內部面積，一般比較低樓層的內部面積稍大。

Notes:

- 1. The dimensions in floor plans are all structural dimensions in millimetre.
- 2. Please refer to Page 26 of this sales brochure for remarks and legend of the terms and abbreviations shown on the floor plans.

備註：

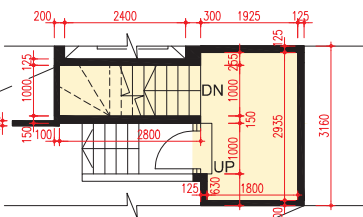
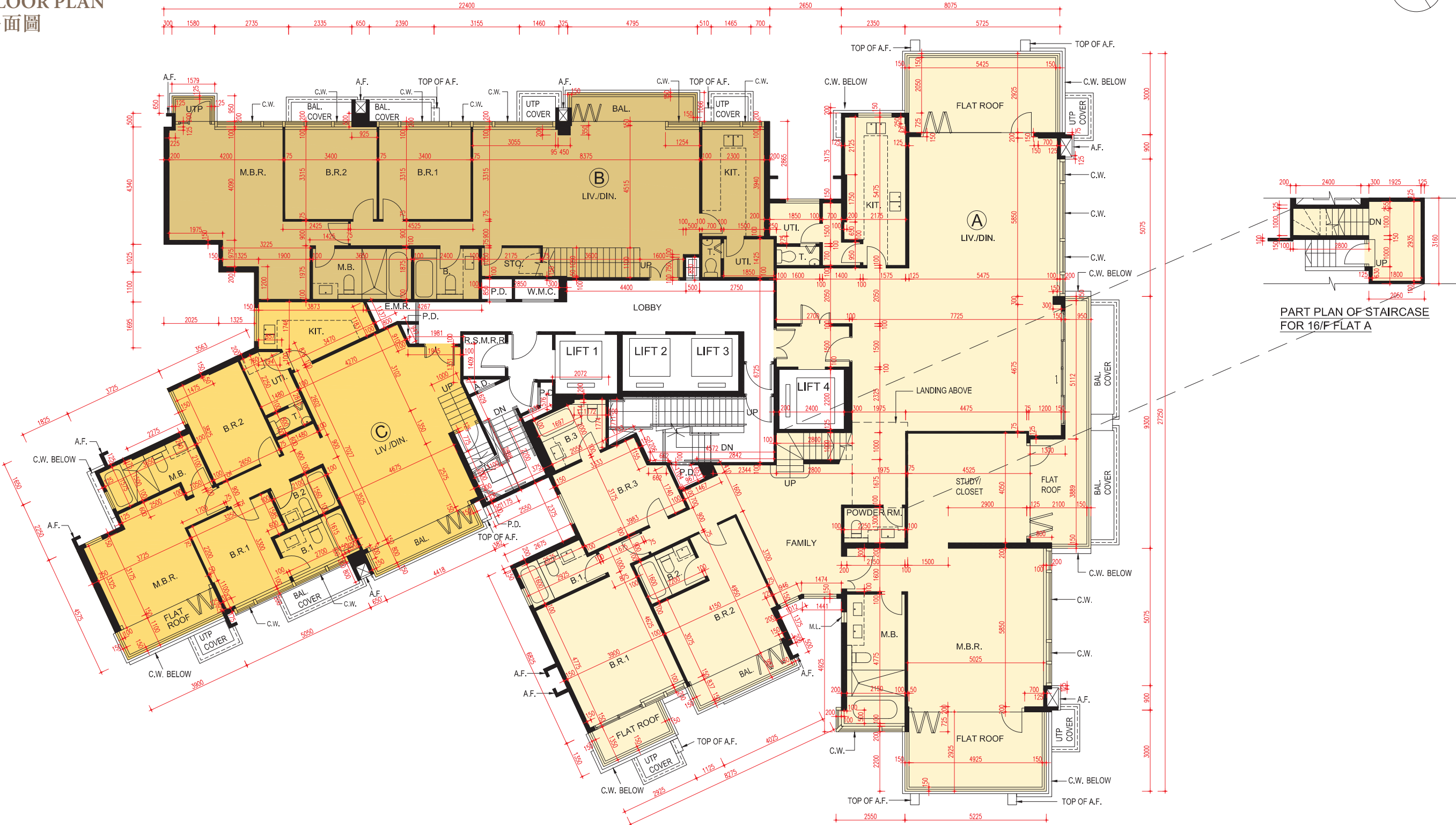
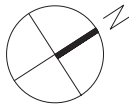
- 1. 樓層平面圖所列之尺寸數字為以毫米標示之建築結構尺寸。
- 2. 請參閱本售樓書第26頁之備註及圖例以協助解讀此部份的平面圖及其顯示之名詞及簡稱。

FLOOR PLANS OF RESIDENTIAL PROPERTIES IN THE DEVELOPMENT

發展項目的住宅物業的樓面平面圖

TOWER 1 第1座

16/F FLOOR PLAN 16樓平面圖



SCALE 0M/米 10M/米
比例尺:

FLOOR PLANS OF RESIDENTIAL PROPERTIES IN THE DEVELOPMENT

發展項目的住宅物業的樓面平面圖

TOWER 1 第1座

Floor 樓層	Flat 單位	Floor-to-floor height of each residential property (mm) 每個住宅物業的層與層之間的高度（毫米）	The thickness of the floor slabs (excluding plaster) of each residential property (mm) 每個住宅物業的樓板（不包括灰泥）的厚度（毫米）
Roof 天台	A	N/A 不適用	N/A 不適用
	B	N/A 不適用	N/A 不適用
	C	N/A 不適用	N/A 不適用

The internal areas of the residential properties on the upper floors will generally be slightly larger than those on the lower floors because of the reducing thickness of the structural walls on the upper floors.

因住宅物業的較高樓層的結構牆的厚度遞減，較高樓層的內部面積，一般比較低樓層的內部面積稍大。

Notes:

- The dimensions in floor plans are all structural dimensions in millimetre.
- Please refer to Page 26 of this sales brochure for remarks and legend of the terms and abbreviations shown on the floor plans.

備註：

- 樓層平面圖所列之尺寸數字為以毫米標示之建築結構尺寸。
- 請參閱本售樓書第26頁之備註及圖例以協助解讀此部份的平面圖及其顯示之名詞及簡稱。

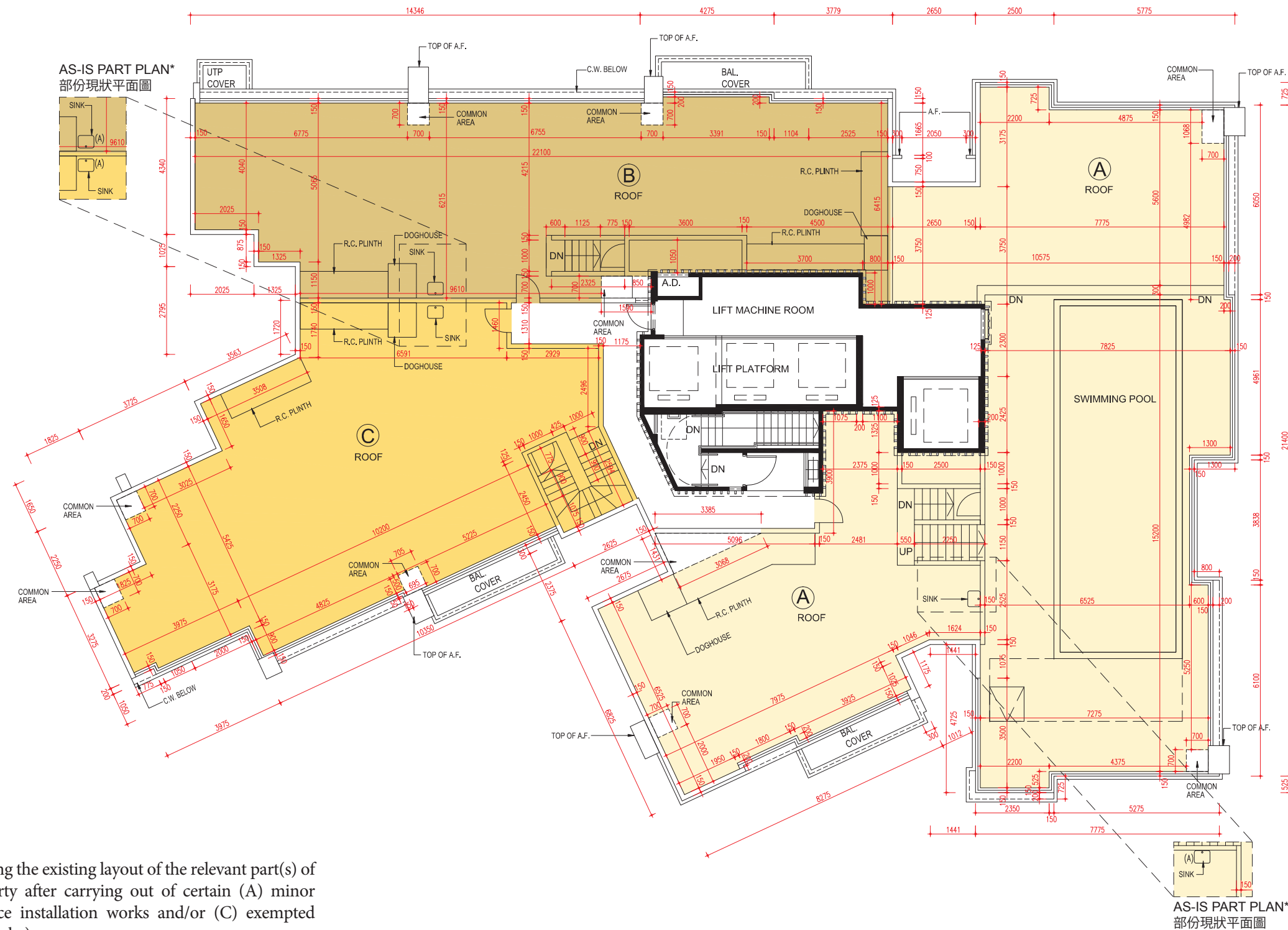
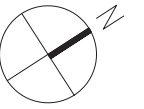
FLOOR PLANS OF RESIDENTIAL PROPERTIES IN THE DEVELOPMENT

發展項目的住宅物業的樓面平面圖

TOWER 1 第1座

ROOF FLOOR PLAN

天台平面圖



* As-is Part Plan showing the existing layout of the relevant part(s) of the residential property after carrying out of certain (A) minor works, (B) fire service installation works and/or (C) exempted works (as the case may be).

部份現狀平面圖顯示住宅物業的相關部份在完成某些(A)小型工程、(B)消防裝置工程及/或(C)豁免工程後之現時的布局(視情況而定)。

SCALE 0M/米
比例尺:

10M/米

FLOOR PLANS OF RESIDENTIAL PROPERTIES IN THE DEVELOPMENT

發展項目的住宅物業的樓面平面圖

TOWER 2 第2座

Floor 樓層	Flat 單位	Floor-to-floor height of each residential property (mm) 每個住宅物業的層與層之間的高度（毫米）	The thickness of the floor slabs (excluding plaster) of each residential property (mm) 每個住宅物業的樓板（不包括灰泥）的厚度（毫米）
G/F 地下	A	3050, 3150, 3500	150
	B	3150, 3500	150
	C	3150, 3500	150
	D	3150, 3500	150
	E	3150, 3500	150
	F	3150, 3500	150
	H	3150, 3500	150

The internal areas of the residential properties on the upper floors will generally be slightly larger than those on the lower floors because of the reducing thickness of the structural walls on the upper floors.

因住宅物業的較高樓層的結構牆的厚度遞減，較高樓層的內部面積，一般比較低樓層的內部面積稍大。

Notes:

- The dimensions in floor plans are all structural dimensions in millimetre.
- Please refer to Page 26 of this sales brochure for remarks and legend of the terms and abbreviations shown on the floor plans.

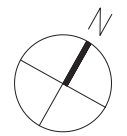
備註：

- 樓層平面圖所列之尺寸數字為以毫米標示之建築結構尺寸。
- 請參閱本售樓書第26頁之備註及圖例以協助解讀此部份的平面圖及其顯示之名詞及簡稱。

FLOOR PLANS OF RESIDENTIAL PROPERTIES IN THE DEVELOPMENT

發展項目的住宅物業的樓面平面圖

TOWER 2 第2座
G/F FLOOR PLAN
地下平面圖



SCALE 0M/米 10M/米
比例尺:

FLOOR PLANS OF RESIDENTIAL PROPERTIES IN THE DEVELOPMENT

發展項目的住宅物業的樓面平面圖

TOWER 2 第2座

Floor 樓層	Flat 單位	Floor-to-floor height of each residential property (mm) 每個住宅物業的層與層之間的高度（毫米）	The thickness of the floor slabs (excluding plaster) of each residential property (mm) 每個住宅物業的樓板（不包括灰泥）的厚度（毫米）
1/F 1樓	A	2700, 2800, 3150	150
	B	2800, 3150	150
	C	2800, 3150	150
	D	2800, 3150	150
	E	2800, 3150	150
	F	2800, 3150	150
	G	2800, 2900, 3150	150
	H	2800, 3150	150

The internal areas of the residential properties on the upper floors will generally be slightly larger than those on the lower floors because of the reducing thickness of the structural walls on the upper floors.

因住宅物業的較高樓層的結構牆的厚度遞減，較高樓層的內部面積，一般比較低樓層的內部面積稍大。

Notes:

1. The dimensions in floor plans are all structural dimensions in millimetre.

2. Please refer to Page 26 of this sales brochure for remarks and legend of the terms and abbreviations shown on the floor plans.

備註：

1. 樓層平面圖所列之尺寸數字為以毫米標示之建築結構尺寸。

2. 請參閱本售樓書第26頁之備註及圖例以協助解讀此部份的平面圖及其顯示之名詞及簡稱。

FLOOR PLANS OF RESIDENTIAL PROPERTIES IN THE DEVELOPMENT

發展項目的住宅物業的樓面平面圖

TOWER 2 第2座

1/F FLOOR PLAN 1樓平面圖



FLOOR PLANS OF RESIDENTIAL PROPERTIES IN THE DEVELOPMENT

發展項目的住宅物業的樓面平面圖

TOWER 2 第2座

Floor 樓層	Flat 單位	Floor-to-floor height of each residential property (mm) 每個住宅物業的層與層之間的高度（毫米）	The thickness of the floor slabs (excluding plaster) of each residential property (mm) 每個住宅物業的樓板（不包括灰泥）的厚度（毫米）
2/F - 3/F, 5/F - 12/F and 15/F 2樓至3樓、5樓至12樓及 15樓	A	2700, 2800, 3150	150
	B	2800, 3150	150
	C	2800, 3150	150
	D	2800, 3150	150
	E	2800, 3150	150
	F	2800, 3150	150
	G	2800, 2900, 3150	150
	H	2800, 3150	150
16/F 16樓	A	2850, 3000, 3300	150
	B	2800, 2850, 2900, 2950, 3220, 3300	150
	C	2950, 3050, 3300	150, 175
	D	2900, 2950, 3050, 3220, 3300	150, 175
	E	3300	150
	F	2950, 3300	150
	G	3300	150
	H	2900, 2950, 3220, 3300	150

The internal areas of the residential properties on the upper floors will generally be slightly larger than those on the lower floors because of the reducing thickness of the structural walls on the upper floors.

因住宅物業的較高樓層的結構牆的厚度遞減，較高樓層的內部面積，一般比較低樓層的內部面積稍大。

Notes:

- The dimensions in floor plans are all structural dimensions in millimetre.
- Please refer to Page 26 of this sales brochure for remarks and legend of the terms and abbreviations shown on the floor plans.
- 4/F, 13/F and 14/F are Omitted.

備註：

- 樓層平面圖所列之尺寸數字為以毫米標示之建築結構尺寸。
- 請參閱本售樓書第26頁之備註及圖例以協助解讀此部份的平面圖及其顯示之名詞及簡稱。
- 不設4樓、13樓及14樓。

FLOOR PLANS OF RESIDENTIAL PROPERTIES IN THE DEVELOPMENT

發展項目的住宅物業的樓面平面圖

TOWER 2 第2座

2/F - 3/F, 5/F - 12/F and 15/F - 16/F
(4/F, 13/F & 14/F are omitted)
2樓至3樓、5樓至12樓及15樓至16樓
(不設4樓、13樓及14樓)



SCALE 0M/米 10M/米
比例尺:

FLOOR PLANS OF RESIDENTIAL PROPERTIES IN THE DEVELOPMENT

發展項目的住宅物業的樓面平面圖

TOWER 2 第2座

Floor 樓層	Flat 單位	Floor-to-floor height of each residential property (mm) 每個住宅物業的層與層之間的高度（毫米）	The thickness of the floor slabs (excluding plaster) of each residential property (mm) 每個住宅物業的樓板（不包括灰泥）的厚度（毫米）
17/F 17樓	A	3500	175
	B	3500	175
	C	3500	175

The internal areas of the residential properties on the upper floors will generally be slightly larger than those on the lower floors because of the reducing thickness of the structural walls on the upper floors.

因住宅物業的較高樓層的結構牆的厚度遞減，較高樓層的內部面積，一般比較低樓層的內部面積稍大。

Notes:

- The dimensions in floor plans are all structural dimensions in millimetre.
- Please refer to Page 26 of this sales brochure for remarks and legend of the terms and abbreviations shown on the floor plans.

備註：

- 樓層平面圖所列之尺寸數字為以毫米標示之建築結構尺寸。
- 請參閱本售樓書第26頁之備註及圖例以協助解讀此部份的平面圖及其顯示之名詞及簡稱。

FLOOR PLANS OF RESIDENTIAL PROPERTIES IN THE DEVELOPMENT

發展項目的住宅物業的樓面平面圖

TOWER 2 第2座

17/F FLOOR PLAN
17樓平面圖



SCALE 0M/米 10M/米
比例尺:

FLOOR PLANS OF RESIDENTIAL PROPERTIES IN THE DEVELOPMENT

發展項目的住宅物業的樓面平面圖

TOWER 2 第2座

Floor 樓層	Flat 單位	Floor-to-floor height of each residential property (mm) 每個住宅物業的層與層之間的高度（毫米）	The thickness of the floor slabs (excluding plaster) of each residential property (mm) 每個住宅物業的樓板（不包括灰泥）的厚度（毫米）
Roof 天台	A	N/A 不適用	N/A 不適用
	C	N/A 不適用	N/A 不適用
	D	N/A 不適用	N/A 不適用

The internal areas of the residential properties on the upper floors will generally be slightly larger than those on the lower floors because of the reducing thickness of the structural walls on the upper floors.

因住宅物業的較高樓層的結構牆的厚度遞減，較高樓層的內部面積，一般比較低樓層的內部面積稍大。

Notes:

1. The dimensions in floor plans are all structural dimensions in millimetre.

2. Please refer to Page 26 of this sales brochure for remarks and legend of the terms and abbreviations shown on the floor plans.

備註：

1. 樓層平面圖所列之尺寸數字為以毫米標示之建築結構尺寸。

2. 請參閱本售樓書第26頁之備註及圖例以協助解讀此部份的平面圖及其顯示之名詞及簡稱。

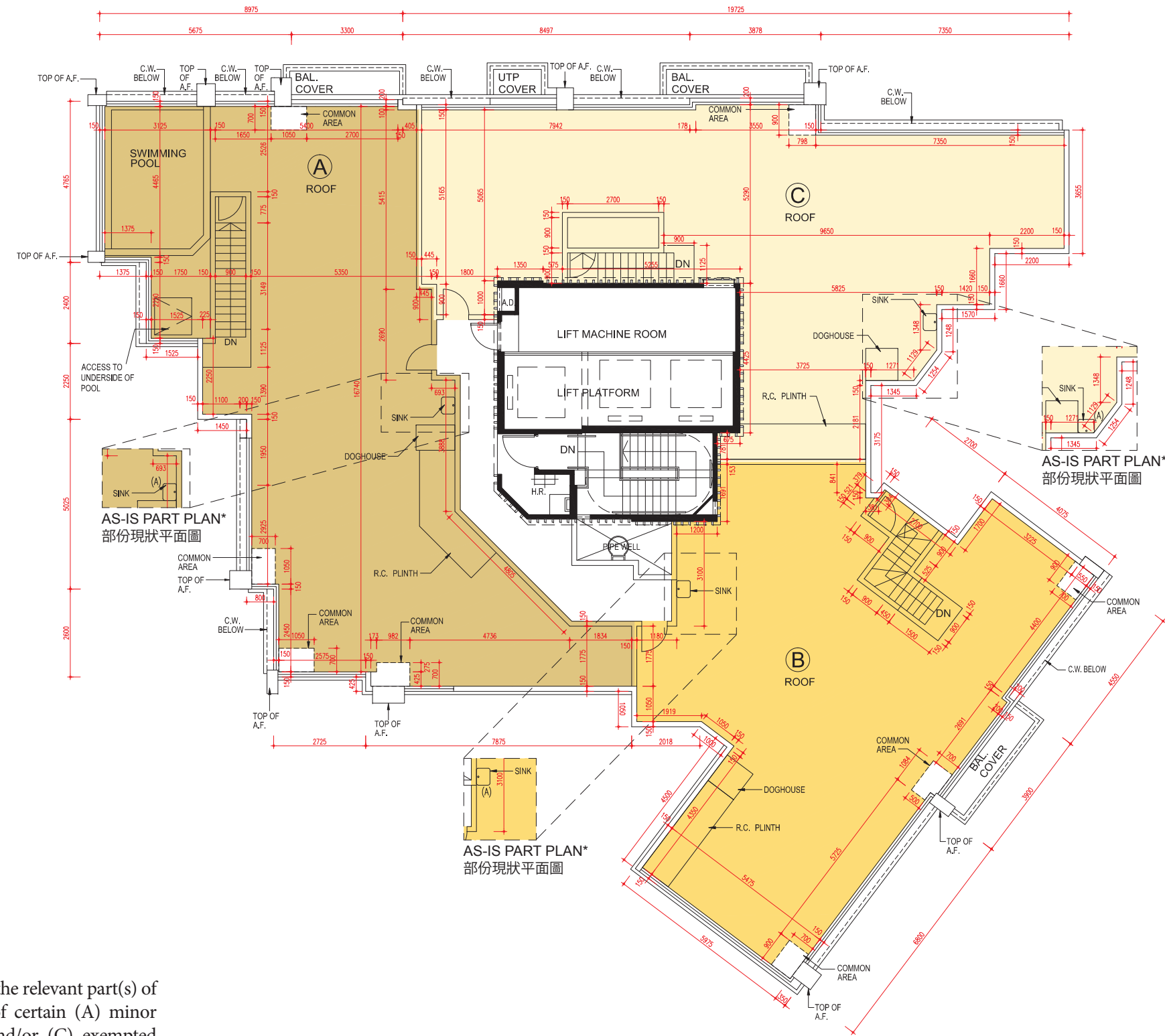
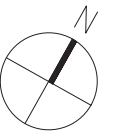
FLOOR PLANS OF RESIDENTIAL PROPERTIES IN THE DEVELOPMENT

發展項目的住宅物業的樓面平面圖

TOWER 2 第2座

ROOF FLOOR PLAN

天台平面圖



* As-is Part Plan showing the existing layout of the relevant part(s) of the residential property after carrying out of certain (A) minor works, (B) fire service installation works and/or (C) exempted works (as the case may be).

部份現狀平面圖顯示住宅物業的相關部份在完成某些(A)小型工程、(B)消防裝置工程及/或(C)豁免工程後之現時的布局(視情況而定)。

SCALE 0M/米 10M/米
比例尺:

FLOOR PLANS OF RESIDENTIAL PROPERTIES IN THE DEVELOPMENT

發展項目的住宅物業的樓面平面圖

TOWER 3 第3座

Floor 樓層	Flat 單位	Floor-to-floor height of each residential property (mm) 每個住宅物業的層與層之間的高度（毫米）	The thickness of the floor slabs (excluding plaster) of each residential property (mm) 每個住宅物業的樓板（不包括灰泥）的厚度（毫米）
G/F 地下	E	3150, 3500	150
	F	3150, 3500	150
	G	3150, 3500	150
	H	3150, 3500	150
	J	3150, 3500	150
	K	3150, 3500	150

The internal areas of the residential properties on the upper floors will generally be slightly larger than those on the lower floors because of the reducing thickness of the structural walls on the upper floors.

因住宅物業的較高樓層的結構牆的厚度遞減，較高樓層的內部面積，一般比較低樓層的內部面積稍大。

Notes:

1. The dimensions in floor plans are all structural dimensions in millimetre.

2. Please refer to Page 26 of this sales brochure for remarks and legend of the terms and abbreviations shown on the floor plans.

備註：

1. 樓層平面圖所列之尺寸數字為以毫米標示之建築結構尺寸。

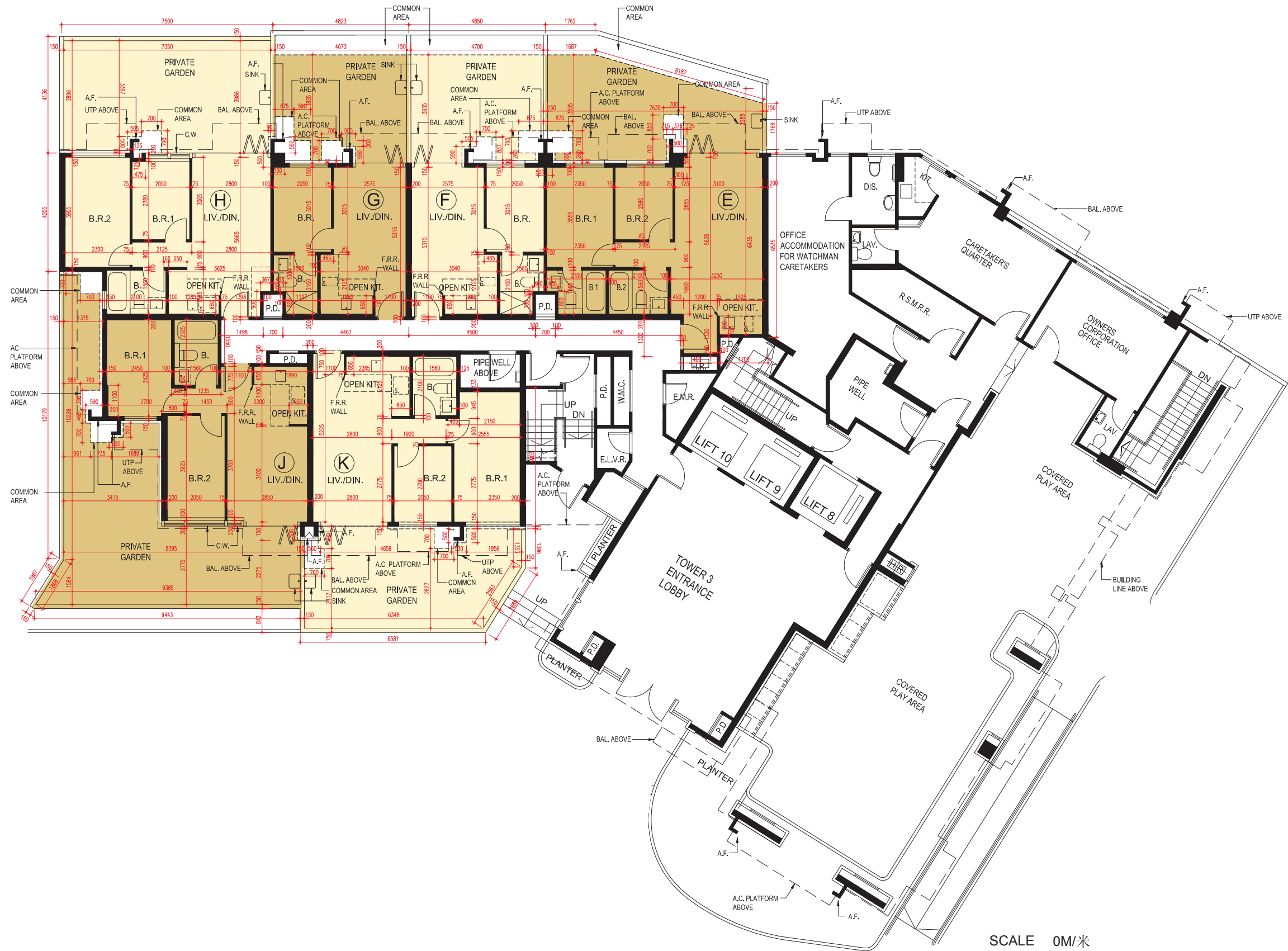
2. 請參閱本售樓書第26頁之備註及圖例以協助解讀此部份的平面圖及其顯示之名詞及簡稱。

FLOOR PLANS OF RESIDENTIAL PROPERTIES IN THE DEVELOPMENT

發展項目的住宅物業的樓面平面圖

TOWER 3 第3座

G/F FLOOR PLAN 地下平面圖



FLOOR PLANS OF RESIDENTIAL PROPERTIES IN THE DEVELOPMENT

發展項目的住宅物業的樓面平面圖

TOWER 3 第3座

Floor 樓層	Flat 單位	Floor-to-floor height of each residential property (mm) 每個住宅物業的層與層之間的高度（毫米）	The thickness of the floor slabs (excluding plaster) of each residential property (mm) 每個住宅物業的樓板（不包括灰泥）的厚度（毫米）
1/F 1樓	A	2800, 3150	150
	B	2800, 2900, 3150	150
	C	2800, 3150	150
	D	2800, 2900, 3150	150
	E	2800, 3150	150
	F	2800, 3150	150
	G	2800, 3150	150
	H	2800, 3150	150
	J	2800, 3150	150
	K	2800, 3150	150
	L	2800, 3150	150

The internal areas of the residential properties on the upper floors will generally be slightly larger than those on the lower floors because of the reducing thickness of the structural walls on the upper floors.

因住宅物業的較高樓層的結構牆的厚度遞減，較高樓層的內部面積，一般比較低樓層的內部面積稍大。

Notes:

1. The dimensions in floor plans are all structural dimensions in millimetre.

2. Please refer to Page 26 of this sales brochure for remarks and legend of the terms and abbreviations shown on the floor plans.

備註：

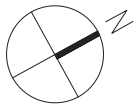
1. 樓層平面圖所列之尺寸數字為以毫米標示之建築結構尺寸。

2. 請參閱本售樓書第26頁之備註及圖例以協助解讀此部份的平面圖及其顯示之名詞及簡稱。

FLOOR PLANS OF RESIDENTIAL PROPERTIES IN THE DEVELOPMENT

發展項目的住宅物業的樓面平面圖

TOWER 3 第3座
1/F FLOOR PLAN
1樓平面圖



SCALE 0M/米 10M/米
比例尺:

FLOOR PLANS OF RESIDENTIAL PROPERTIES IN THE DEVELOPMENT

發展項目的住宅物業的樓面平面圖

TOWER 3 第3座

Floor 樓層	Flat 單位	Floor-to-floor height of each residential property (mm) 每個住宅物業的層與層之間的高度（毫米）	The thickness of the floor slabs (excluding plaster) of each residential property (mm) 每個住宅物業的樓板（不包括灰泥）的厚度（毫米）
2/F - 3/F, 5/F - 12/F and 15/F 2樓至3樓、5樓至12樓及 15樓	A	2800, 3150	150
	B	2800, 2900, 3150	150
	C	2800, 3150	150
	D	2800, 2900, 3150	150
	E	2800, 3150	150
	F	2800, 3150	150
	G	2800, 3150	150
	H	2800, 3150	150
	J	2800, 3150	150
	K	2800, 3150	150
	L	2800, 3150	150
16/F 16樓	A	2900, 2950, 3220, 3300	150
	B	3300	150
	C	2950, 3000, 3220, 3300	150
	D	2950, 3300	150
	E	2900, 2950, 3220, 3300	150
	F	2850, 2950, 3300	150
	G	3300	150
	H	2800, 2950, 3300	150
	J	2950, 3300	150
	K	2900, 2950, 3300	150
	L	3000, 3300	150

The internal areas of the residential properties on the upper floors will generally be slightly larger than those on the lower floors because of the reducing thickness of the structural walls on the upper floors.

因住宅物業的較高樓層的結構牆的厚度遞減，較高樓層的內部面積，一般比較低樓層的內部面積稍大。

- Notes:
- The dimensions in floor plans are all structural dimensions in millimetre.
 - Please refer to Page 26 of this sales brochure for remarks and legend of the terms and abbreviations shown on the floor plans.
 - 4/F, 13/F and 14/F are Omitted.

- 備註：
- 樓層平面圖所列之尺寸數字為以毫米標示之建築結構尺寸。
 - 請參閱本售樓書第26頁之備註及圖例以協助解讀此部份的平面圖及其顯示之名詞及簡稱。
 - 不設4樓、13樓及14樓。

FLOOR PLANS OF RESIDENTIAL PROPERTIES IN THE DEVELOPMENT

發展項目的住宅物業的樓面平面圖

TOWER 3 第3座

2/F - 3/F, 5/F - 12/F and

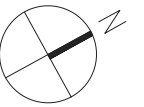
15/F - 16/F

(4/F, 13/F & 14/F are omitted)

2樓至3樓、5樓至12樓及

15樓至16樓

(不設4樓、13樓及14樓)



SCALE 0M/米
比例尺:

10M/米

FLOOR PLANS OF RESIDENTIAL PROPERTIES IN THE DEVELOPMENT

發展項目的住宅物業的樓面平面圖

TOWER 3 第3座

Floor 樓層	Flat 單位	Floor-to-floor height of each residential property (mm) 每個住宅物業的層與層之間的高度（毫米）	The thickness of the floor slabs (excluding plaster) of each residential property (mm) 每個住宅物業的樓板（不包括灰泥）的厚度（毫米）
17/F 17樓	A	3500	175
	B	3500	175
	C	3500	175
	D	3500	175
	E	3500	175

The internal areas of the residential properties on the upper floors will generally be slightly larger than those on the lower floors because of the reducing thickness of the structural walls on the upper floors.

因住宅物業的較高樓層的結構牆的厚度遞減，較高樓層的內部面積，一般比較低樓層的內部面積稍大。

Notes:

1. The dimensions in floor plans are all structural dimensions in millimetre.

2. Please refer to Page 26 of this sales brochure for remarks and legend of the terms and abbreviations shown on the floor plans.

備註：

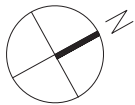
1. 樓層平面圖所列之尺寸數字為以毫米標示之建築結構尺寸。

2. 請參閱本售樓書第26頁之備註及圖例以協助解讀此部份的平面圖及其顯示之名詞及簡稱。

FLOOR PLANS OF RESIDENTIAL PROPERTIES IN THE DEVELOPMENT

發展項目的住宅物業的樓面平面圖

TOWER 3 第3座
17/F FLOOR PLAN
17樓平面圖



FLOOR PLANS OF RESIDENTIAL PROPERTIES IN THE DEVELOPMENT

發展項目的住宅物業的樓面平面圖

TOWER 3 第3座

Floor 樓層	Flat 單位	Floor-to-floor height of each residential property (mm) 每個住宅物業的層與層之間的高度（毫米）	The thickness of the floor slabs (excluding plaster) of each residential property (mm) 每個住宅物業的樓板（不包括灰泥）的厚度（毫米）
Roof 天台	A	N/A 不適用	N/A 不適用
	B	N/A 不適用	N/A 不適用
	C	N/A 不適用	N/A 不適用
	D	N/A 不適用	N/A 不適用
	E	N/A 不適用	N/A 不適用

The internal areas of the residential properties on the upper floors will generally be slightly larger than those on the lower floors because of the reducing thickness of the structural walls on the upper floors.

因住宅物業的較高樓層的結構牆的厚度遞減，較高樓層的內部面積，一般比較低樓層的內部面積稍大。

Notes:
1. The dimensions in floor plans are all structural dimensions in millimetre.
2. Please refer to Page 26 of this sales brochure for remarks and legend of the terms and abbreviations shown on the floor plans.

備註：
1. 樓層平面圖所列之尺寸數字為以毫米標示之建築結構尺寸。
2. 請參閱本售樓書第26頁之備註及圖例以協助解讀此部份的平面圖及其顯示之名詞及簡稱。

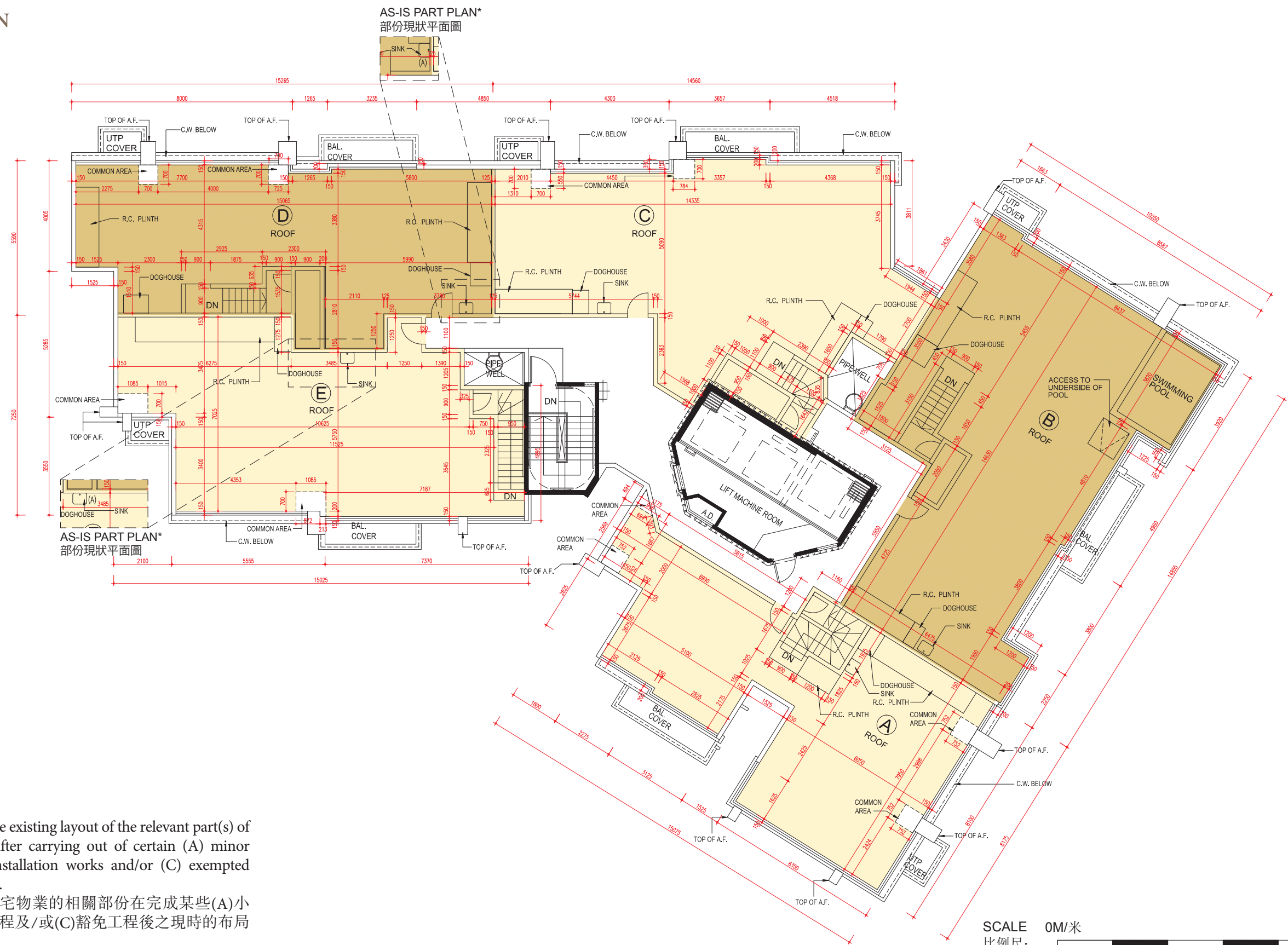
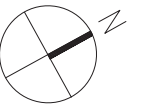
FLOOR PLANS OF RESIDENTIAL PROPERTIES IN THE DEVELOPMENT

發展項目的住宅物業的樓面平面圖

TOWER 3 第3座

ROOF FLOOR PLAN

天台平面圖



* As-is Part Plan showing the existing layout of the relevant part(s) of the residential property after carrying out of certain (A) minor works, (B) fire service installation works and/or (C) exempted works (as the case may be).
部份現狀平面圖顯示住宅物業的相關部份在完成某些(A)小型工程、(B)消防裝置工程及/或(C)豁免工程後之現時的布局(視情況而定)。

FLOOR PLANS OF RESIDENTIAL PROPERTIES IN THE DEVELOPMENT

發展項目的住宅物業的樓面平面圖

TOWER 5 第5座

Floor 樓層	Flat 單位	Floor-to-floor height of each residential property (mm) 每個住宅物業的層與層之間的高度（毫米）	The thickness of the floor slabs (excluding plaster) of each residential property (mm) 每個住宅物業的樓板（不包括灰泥）的厚度（毫米）
G/F 地下	C	3150, 3500	150
	D	3150, 3500	150
	E	3150, 3500	150
	F	3150, 3500	150
	G	3150, 3500	150

The internal areas of the residential properties on the upper floors will generally be slightly larger than those on the lower floors because of the reducing thickness of the structural walls on the upper floors.

因住宅物業的較高樓層的結構牆的厚度遞減，較高樓層的內部面積，一般比較低樓層的內部面積稍大。

Notes:
1. The dimensions in floor plans are all structural dimensions in millimetre.
2. Please refer to Page 26 of this sales brochure for remarks and legend of the terms and abbreviations shown on the floor plans.

備註：
1. 樓層平面圖所列之尺寸數字為以毫米標示之建築結構尺寸。
2. 請參閱本售樓書第26頁之備註及圖例以協助解讀此部份的平面圖及其顯示之名詞及簡稱。

FLOOR PLANS OF RESIDENTIAL PROPERTIES IN THE DEVELOPMENT

發展項目的住宅物業的樓面平面圖

TOWER 5 第5座
G/F FLOOR PLAN
地下平面圖



SCALE 0M/米 10M/米
比例尺:

FLOOR PLANS OF RESIDENTIAL PROPERTIES IN THE DEVELOPMENT

發展項目的住宅物業的樓面平面圖

TOWER 5 第5座

Floor 樓層	Flat 單位	Floor-to-floor height of each residential property (mm) 每個住宅物業的層與層之間的高度（毫米）	The thickness of the floor slabs (excluding plaster) of each residential property (mm) 每個住宅物業的樓板（不包括灰泥）的厚度（毫米）
1/F 1樓	A	2800, 3150	150
	B	2800, 2900, 3150	150
	C	2800, 3150	150
	D	2800, 3150	150
	E	2800, 3150	150
	F	2800, 3150	150
	G	2800, 3150	150
	H	2800, 3150	150, 175
	J	2800, 3150	150, 175
	K	2800, 2900, 3150	150

The internal areas of the residential properties on the upper floors will generally be slightly larger than those on the lower floors because of the reducing thickness of the structural walls on the upper floors.

因住宅物業的較高樓層的結構牆的厚度遞減，較高樓層的內部面積，一般比較低樓層的內部面積稍大。

Notes:

- The dimensions in floor plans are all structural dimensions in millimetre.
- Please refer to Page 26 of this sales brochure for remarks and legend of the terms and abbreviations shown on the floor plans.

備註：

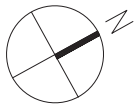
- 樓層平面圖所列之尺寸數字為以毫米標示之建築結構尺寸。
- 請參閱本售樓書第26頁之備註及圖例以協助解讀此部份的平面圖及其顯示之名詞及簡稱。

FLOOR PLANS OF RESIDENTIAL PROPERTIES IN THE DEVELOPMENT

發展項目的住宅物業的樓面平面圖

TOWER 5 第5座

1/F FLOOR PLAN 1樓平面圖



FLOOR PLANS OF RESIDENTIAL PROPERTIES IN THE DEVELOPMENT

發展項目的住宅物業的樓面平面圖

TOWER 5 第5座

Floor 樓層	Flat 單位	Floor-to-floor height of each residential property (mm) 每個住宅物業的層與層之間的高度（毫米）	The thickness of the floor slabs (excluding plaster) of each residential property (mm) 每個住宅物業的樓板（不包括灰泥）的厚度（毫米）
2/F - 3/F and 5/F - 11/F 2樓至3樓及5樓至11樓	A	2800, 3150	150
	B	2800, 2900, 3150	150
	C	2800, 3150	150
	D	2800, 3150	150
	E	2800, 3150	150
	F	2800, 3150	150
	G	2800, 3150	150
	H	2800, 3150	150, 175
	J	2800, 3150	150, 175
	K	2800, 2900, 3150	150
12/F 12樓	A	2870, 2950, 3300	150
	B	2850, 3000, 3100, 3300	150
	C	2950, 3300	150
	D	2850, 2950, 3300	150
	E	2950, 3000, 3300	150
	F	2950, 3300	150
	G	3300	150
	H	2950, 3000, 3220, 3300	150, 175
	J	2950, 3000, 3220, 3300	150, 175
	K	2870, 3000, 3300	150

The internal areas of the residential properties on the upper floors will generally be slightly larger than those on the lower floors because of the reducing thickness of the structural walls on the upper floors.

因住宅物業的較高樓層的結構牆的厚度遞減，較高樓層的內部面積，一般比較低樓層的內部面積稍大。

- Notes:
- The dimensions in floor plans are all structural dimensions in millimetre.
 - Please refer to Page 26 of this sales brochure for remarks and legend of the terms and abbreviations shown on the floor plans.
 - 4/F, 13/F and 14/F are Omitted.

- 備註：
- 樓層平面圖所列之尺寸數字為以毫米標示之建築結構尺寸。
 - 請參閱本售樓書第26頁之備註及圖例以協助解讀此部份的平面圖及其顯示之名詞及簡稱。
 - 不設4樓、13樓及14樓。

FLOOR PLANS OF RESIDENTIAL PROPERTIES IN THE DEVELOPMENT

發展項目的住宅物業的樓面平面圖

TOWER 5 第5座

2/F - 3/F and 5/F - 12/F
(4/F, 13/F & 14/F are omitted)
2樓至3樓及5樓至12樓
(不設4樓、13樓及14樓)



SCALE 0M/米 10M/米
比例尺:

FLOOR PLANS OF RESIDENTIAL PROPERTIES IN THE DEVELOPMENT

發展項目的住宅物業的樓面平面圖

TOWER 5 第5座

Floor 樓層	Flat 單位	Floor-to-floor height of each residential property (mm) 每個住宅物業的層與層之間的高度（毫米）	The thickness of the floor slabs (excluding plaster) of each residential property (mm) 每個住宅物業的樓板（不包括灰泥）的厚度（毫米）
15/F 15樓	A	3500	175
	B	3500	175
	C	3500	175
	D	3500	175
	E	3500	175

The internal areas of the residential properties on the upper floors will generally be slightly larger than those on the lower floors because of the reducing thickness of the structural walls on the upper floors.

因住宅物業的較高樓層的結構牆的厚度遞減，較高樓層的內部面積，一般比較低樓層的內部面積稍大。

Notes:

1. The dimensions in floor plans are all structural dimensions in millimetre.

2. Please refer to Page 26 of this sales brochure for remarks and legend of the terms and abbreviations shown on the floor plans.

備註：

1. 樓層平面圖所列之尺寸數字為以毫米標示之建築結構尺寸。

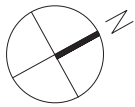
2. 請參閱本售樓書第26頁之備註及圖例以協助解讀此部份的平面圖及其顯示之名詞及簡稱。

FLOOR PLANS OF RESIDENTIAL PROPERTIES IN THE DEVELOPMENT

發展項目的住宅物業的樓面平面圖

TOWER 5 第5座

15/F FLOOR PLAN 15樓平面圖



SCALE 0M/米 10M/米
比例尺:

FLOOR PLANS OF RESIDENTIAL PROPERTIES IN THE DEVELOPMENT

發展項目的住宅物業的樓面平面圖

TOWER 5 第5座

Floor 樓層	Flat 單位	Floor-to-floor height of each residential property (mm) 每個住宅物業的層與層之間的高度（毫米）	The thickness of the floor slabs (excluding plaster) of each residential property (mm) 每個住宅物業的樓板（不包括灰泥）的厚度（毫米）
Roof 天台	A	N/A 不適用	N/A 不適用
	B	N/A 不適用	N/A 不適用
	C	N/A 不適用	N/A 不適用
	D	N/A 不適用	N/A 不適用
	E	N/A 不適用	N/A 不適用

The internal areas of the residential properties on the upper floors will generally be slightly larger than those on the lower floors because of the reducing thickness of the structural walls on the upper floors.

因住宅物業的較高樓層的結構牆的厚度遞減，較高樓層的內部面積，一般比較低樓層的內部面積稍大。

Notes:

- The dimensions in floor plans are all structural dimensions in millimetre.
- Please refer to Page 26 of this sales brochure for remarks and legend of the terms and abbreviations shown on the floor plans.

備註：

- 樓層平面圖所列之尺寸數字為以毫米標示之建築結構尺寸。
- 請參閱本售樓書第26頁之備註及圖例以協助解讀此部份的平面圖及其顯示之名詞及簡稱。

FLOOR PLANS OF RESIDENTIAL PROPERTIES IN THE DEVELOPMENT

發展項目的住宅物業的樓面平面圖

BLOCK H17 - H18, H19 - H20 & H21 第H17 - H18座，H19 - H20座及H21座

Floor 樓層	Flat 單位	Floor-to-floor height of each residential property (mm) 每個住宅物業的層與層之間的高度（毫米）	The thickness of the floor slabs (excluding plaster) of each residential property (mm) 每個住宅物業的樓板（不包括灰泥）的厚度（毫米）
1/F 1樓	H17-A	2900, 3000, 3250	150
	H17-B	2900, 3000, 3250	150
	H18-A	2900, 3000, 3250	150
	H18-B	2900, 3000, 3250	150
	H19-A	2900, 3000, 3250	150
	H19-B	2900, 3000, 3250	150
	H20-A	2900, 3000, 3250	150
	H20-B	2900, 3000, 3250	150
	H21-A	2900, 3000, 3250	150
	H21-B	2900, 3000, 3250	150

The internal areas of the residential properties on the upper floors will generally be slightly larger than those on the lower floors because of the reducing thickness of the structural walls on the upper floors.

因住宅物業的較高樓層的結構牆的厚度遞減，較高樓層的內部面積，一般比較低樓層的內部面積稍大。

Notes:

- The dimensions in floor plans are all structural dimensions in millimetre.
- Please refer to Page 26 of this sales brochure for remarks and legend of the terms and abbreviations shown on the floor plans.

備註：

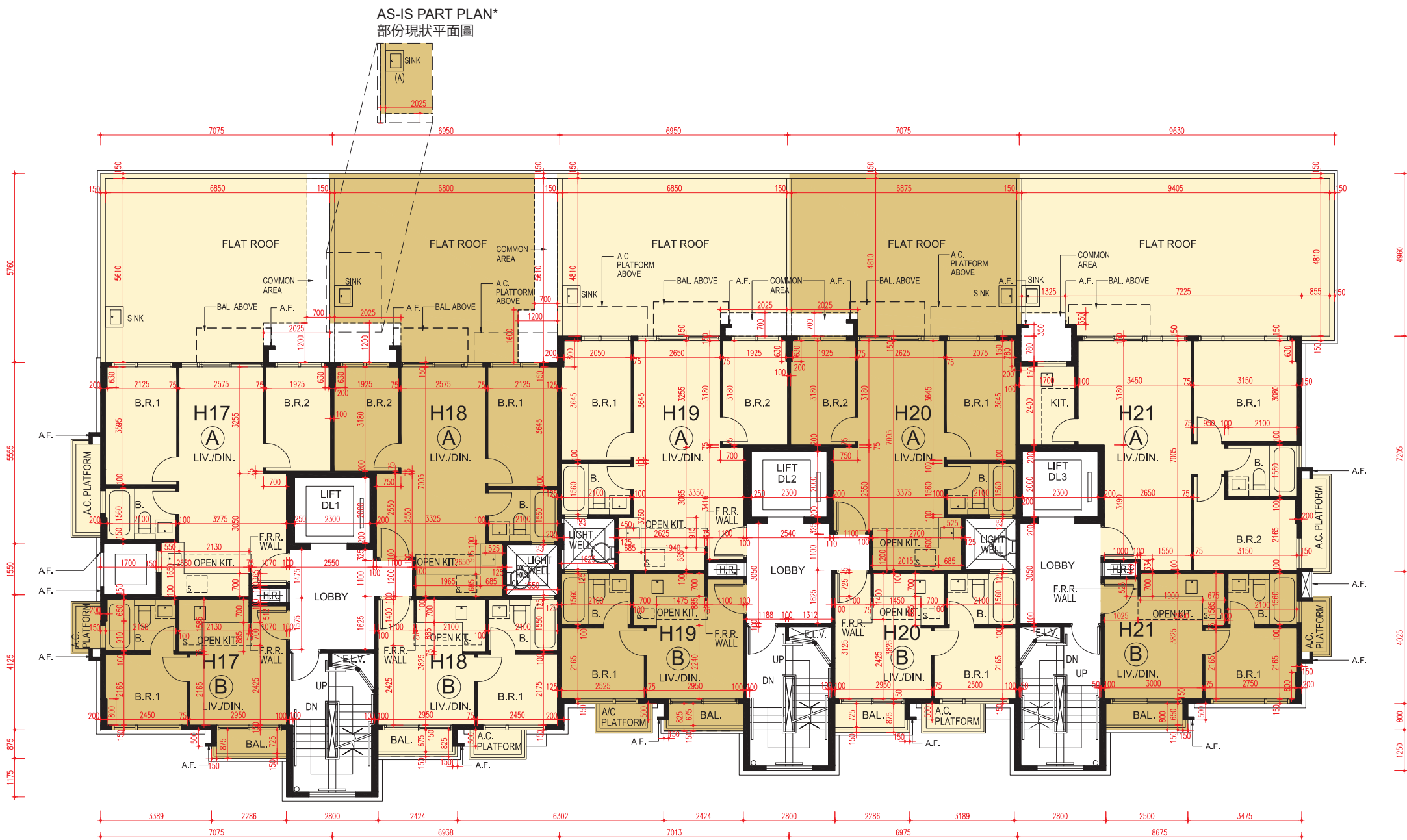
- 樓層平面圖所列之尺寸數字為以毫米標示之建築結構尺寸。
- 請參閱本售樓書第26頁之備註及圖例以協助解讀此部份的平面圖及其顯示之名詞及簡稱。

FLOOR PLANS OF RESIDENTIAL PROPERTIES IN THE DEVELOPMENT

發展項目的住宅物業的樓面平面圖

BLOCK H17 - H18, H19 - H20 & H21 第H17 - H18座，H19 - H20座及H21座

1/F FLOOR PLAN
1樓平面圖



* As-is Part Plan showing the existing layout of the relevant part(s) of the residential property after carrying out of certain (A) minor works, (B) fire service installation works and/or (C) exempted works (as the case may be).
部份現狀平面圖顯示住宅物業的相關部份在完成某些(A)小型工程、(B)消防裝置工程及/或(C)豁免工程後之現時的布局(視情況而定)。

SCALE 0M/米 10M/米
比例尺:

FLOOR PLANS OF RESIDENTIAL PROPERTIES IN THE DEVELOPMENT

發展項目的住宅物業的樓面平面圖

BLOCK H17 - H18, H19 - H20 & H21 第H17 - H18座，H19 - H20座及H21座

Floor 樓層	Flat 單位	Floor-to-floor height of each residential property (mm) 每個住宅物業的層與層之間的高度（毫米）	The thickness of the floor slabs (excluding plaster) of each residential property (mm) 每個住宅物業的樓板（不包括灰泥）的厚度（毫米）
2/F and 3/F 2樓及3樓	H17-A	2900, 3000, 3250	150
	H17-B	2900, 3000, 3250	150
	H18-A	2900, 3000, 3250	150
	H18-B	2900, 3000, 3250	150
	H19-A	2900, 3000, 3250	150
	H19-B	2900, 3000, 3250	150
	H20-A	2900, 3000, 3250	150
	H20-B	2900, 3000, 3250	150
	H21-A	2900, 3000, 3250	150
	H21-B	2900, 3000, 3250	150
5/F 5樓	H17-A	3250	150
	H17-B	3250	150
	H18-A	3250	150
	H18-B	3250	150
	H19-A	3250	150
	H19-B	3250	150
	H20-A	3250	150
	H20-B	3250	150
	H21-A	3250	150
	H21-B	3250	150

The internal areas of the residential properties on the upper floors will generally be slightly larger than those on the lower floors because of the reducing thickness of the structural walls on the upper floors.

因住宅物業的較高樓層的結構牆的厚度遞減，較高樓層的內部面積，一般比較低樓層的內部面積稍大。

Notes:

- The dimensions in floor plans are all structural dimensions in millimetre.
- Please refer to Page 26 of this sales brochure for remarks and legend of the terms and abbreviations shown on the floor plans.
- 4/F is Omitted.

備註：

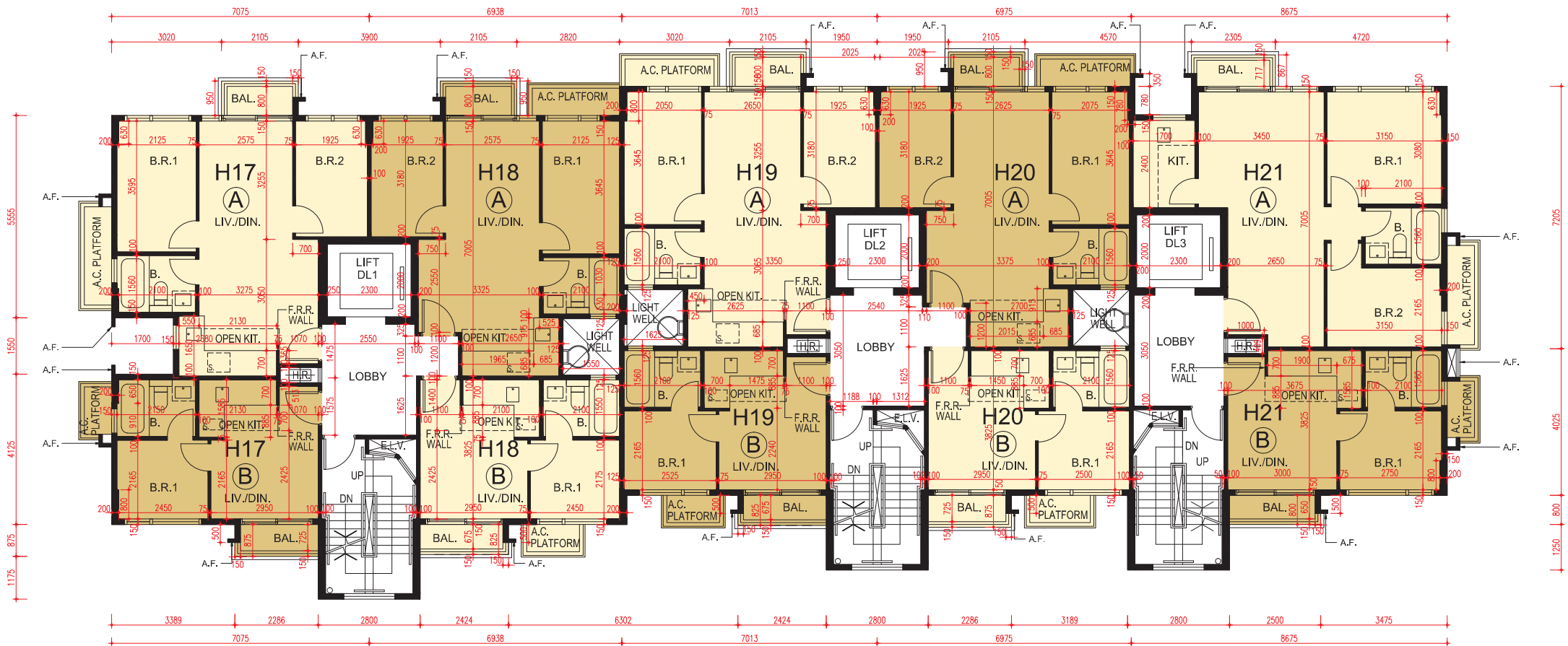
- 樓層平面圖所列之尺寸數字為以毫米標示之建築結構尺寸。
- 請參閱本售樓書第26頁之備註及圖例以協助解讀此部份的平面圖及其顯示之名詞及簡稱。
- 不設4樓。

FLOOR PLANS OF RESIDENTIAL PROPERTIES IN THE DEVELOPMENT

發展項目的住宅物業的樓面平面圖

BLOCK H17 - H18, H19 - H20 & H21 第H17 - H18座，H19 - H20座及H21座

2/F - 3/F and 5/F FLOOR PLAN
(4/F is omitted)
2樓至3樓及5樓平面圖
(不設4樓)



SCALE 0M/米 10M/米
比例尺:

FLOOR PLANS OF RESIDENTIAL PROPERTIES IN THE DEVELOPMENT

發展項目的住宅物業的樓面平面圖

BLOCK H17 - H18, H19 - H20 & H21 第H17 - H18座，H19 - H20座及H21座

Floor 樓層	Flat 單位	Floor-to-floor height of each residential property (mm) 每個住宅物業的層與層之間的高度（毫米）	The thickness of the floor slabs (excluding plaster) of each residential property (mm) 每個住宅物業的樓板（不包括灰泥）的厚度（毫米）
Roof 天台	H17-A	N/A 不適用	N/A 不適用
	H17-B	N/A 不適用	N/A 不適用
	H18-A	N/A 不適用	N/A 不適用
	H18-B	N/A 不適用	N/A 不適用
	H19-A	N/A 不適用	N/A 不適用
	H19-B	N/A 不適用	N/A 不適用
	H20-A	N/A 不適用	N/A 不適用
	H20-B	N/A 不適用	N/A 不適用
	H21-A	N/A 不適用	N/A 不適用
	H21-B	N/A 不適用	N/A 不適用

The internal areas of the residential properties on the upper floors will generally be slightly larger than those on the lower floors because of the reducing thickness of the structural walls on the upper floors.

因住宅物業的較高樓層的結構牆的厚度遞減，較高樓層的內部面積，一般比較低樓層的內部面積稍大。

Notes:

- The dimensions in floor plans are all structural dimensions in millimetre.
- Please refer to Page 26 of this sales brochure for remarks and legend of the terms and abbreviations shown on the floor plans.

備註：

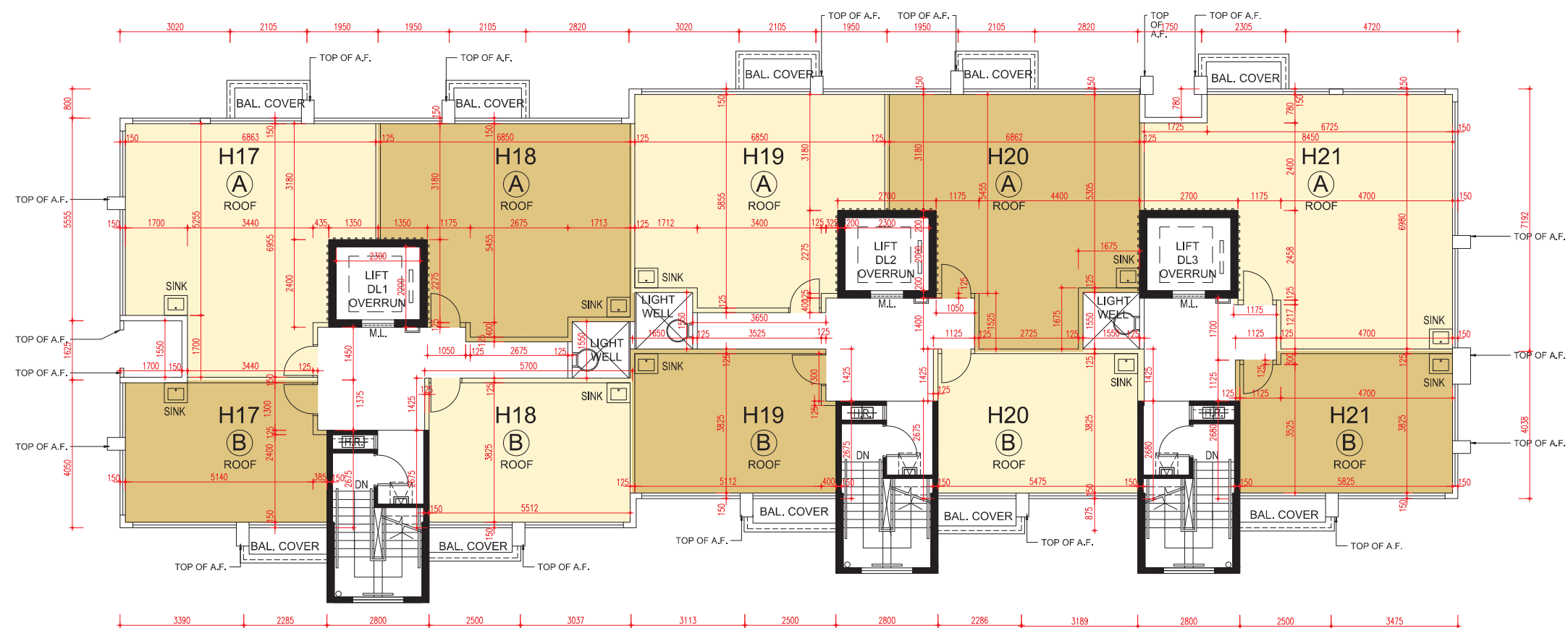
- 樓層平面圖所列之尺寸數字為以毫米標示之建築結構尺寸。
- 請參閱本售樓書第26頁之備註及圖例以協助解讀此部份的平面圖及其顯示之名詞及簡稱。

FLOOR PLANS OF RESIDENTIAL PROPERTIES IN THE DEVELOPMENT

發展項目的住宅物業的樓面平面圖

BLOCK H17 - H18, H19 - H20 & H21 第H17 - H18座，H19 - H20座及H21座

ROOF FLOOR PLAN
天台平面圖



SCALE 0M/米 10M/米
比例尺:

FLOOR PLANS OF RESIDENTIAL PROPERTIES IN THE DEVELOPMENT

發展項目的住宅物業的樓面平面圖

HOUSE 1, HOUSE 2, HOUSE 7, HOUSE 8, HOUSE 9 & HOUSE 10 獨立屋1號，2號，7號，8號，9號及10號

House Number 獨立屋編號	Floor 樓層	Floor-to-floor height of each residential property (mm) 每個住宅物業的層與層之間的高度（毫米）	The thickness of the floor slabs (excluding plaster) of each residential property (mm) 每個住宅物業的樓板（不包括灰泥）的厚度（毫米）
House 1, House 2, House 7, House 9 & House 10 獨立屋1號，2號，7號， 9號及10號	B/F 地庫	2800, 3550	200
	M/E Floor 機房	3000, 4850	175, 200
	G/F 地下	4065, 4125, 4250, 4500	175, 235
	1/F 1樓	3150, 3250, 3500	150, 175, 200
	2/F 2樓	3500	175, 200
	Roof 天台	N/A 不適用	N/A 不適用
House 8 獨立屋8號	B/F 地庫	2800, 3550	200
	M/E Floor 機房	3000	200
	G/F 地下	4065, 4125, 4250, 4500	175, 235
	1/F 1樓	3150, 3250, 3500	150, 175, 200
	2/F 2樓	3500	175, 200
	Roof 天台	N/A 不適用	N/A 不適用

The internal areas of the residential properties on the upper floors will generally be slightly larger than those on the lower floors because of the reducing thickness of the structural walls on the upper floors.

因住宅物業的較高樓層的結構牆的厚度遞減，較高樓層的內部面積，一般比較低樓層的內部面積稍大。

Notes:

- 1. The dimensions in floor plans are all structural dimensions in millimetre.
- 2. Please refer to Page 26 of this sales brochure for remarks and legend of the terms and abbreviations shown on the floor plans.
- 3. House 4, House 13 and House 14 are Omitted.

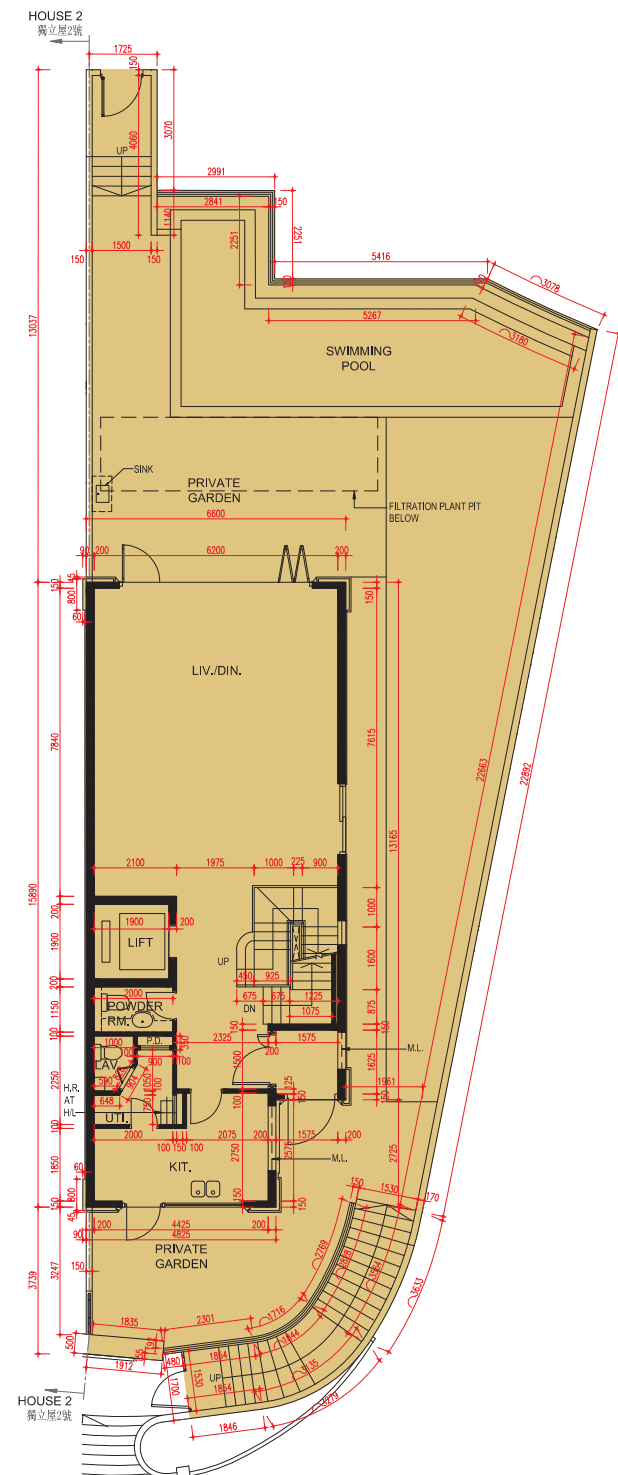
備註：

- 1. 樓層平面圖所列之尺寸數字為以毫米標示之建築結構尺寸。
- 2. 請參閱本售樓書第26頁之備註及圖例以協助解讀此部份的平面圖及其顯示之名詞及簡稱。
- 3. 不設獨立屋4號、獨立屋13號及獨立屋14號。

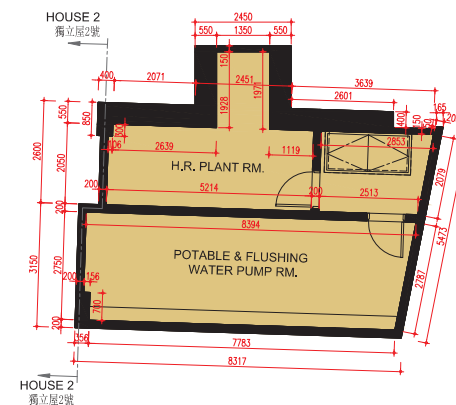
FLOOR PLANS OF RESIDENTIAL PROPERTIES IN THE DEVELOPMENT

發展項目的住宅物業的樓面平面圖

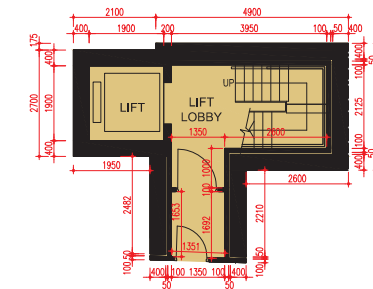
HOUSE 1 獨立屋1號



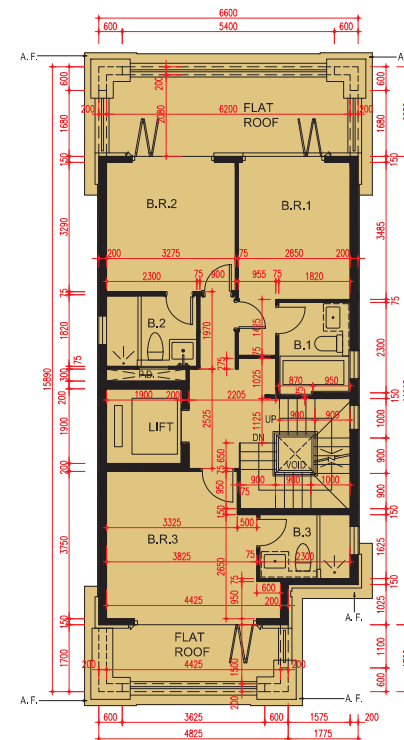
G/F FLOOR PLAN
地下平面圖



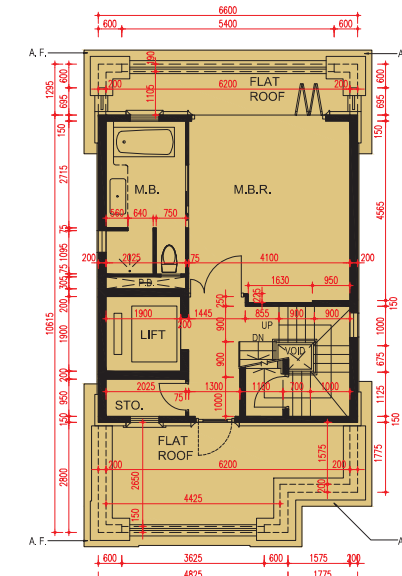
M/E ROOM FLOOR PLAN
機房平面圖



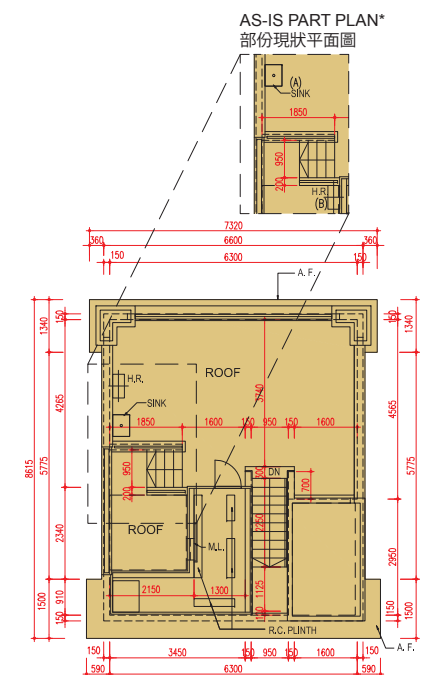
BASEMENT FLOOR PLAN
地庫平面圖



1/F FLOOR PLAN
1樓平面圖



2/F FLOOR PLAN
2樓平面圖



ROOF FLOOR PLAN
天台平面圖

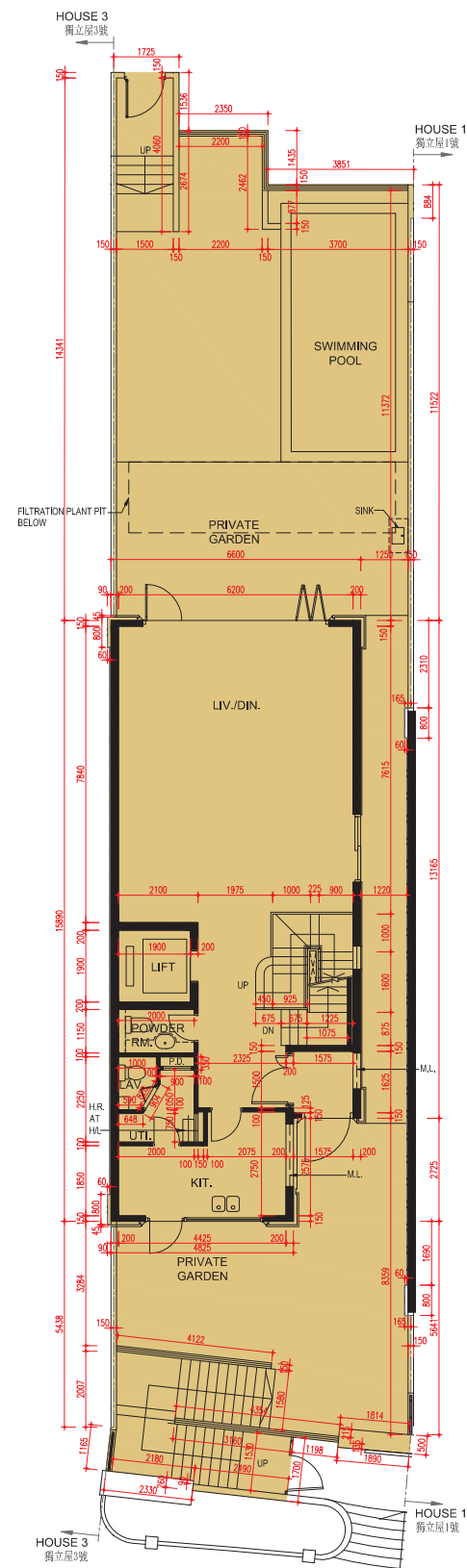
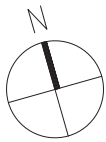
* As-is Part Plan showing the existing layout of the relevant part(s) of the residential property after carrying out of certain (A) minor works, (B) fire service installation works and/or (C) exempted works (as the case may be).
部份現狀平面圖顯示住宅物業的相關部份在完成某些(A)小型工程、(B)消防裝置工程及/或(C)豁免工程後之現時的布局(視情況而定)。

SCALE 0M/米 10M/米
比例尺:

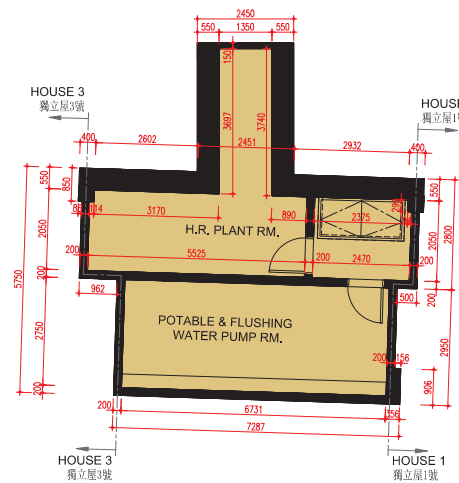
FLOOR PLANS OF RESIDENTIAL PROPERTIES IN THE DEVELOPMENT

發展項目的住宅物業的樓面平面圖

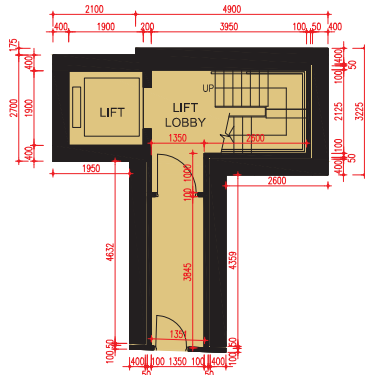
HOUSE 2 獨立屋2號



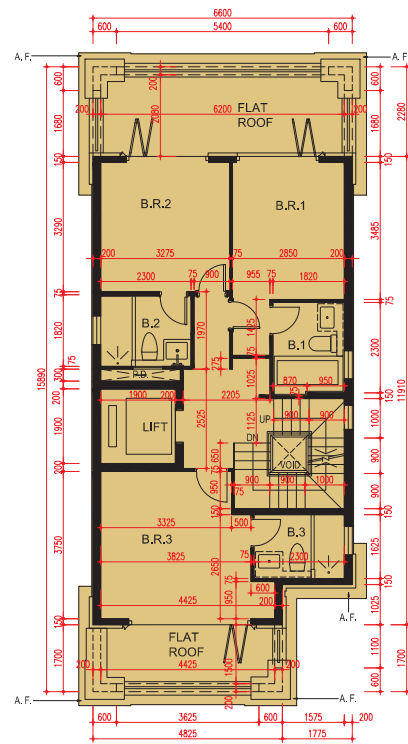
G/F FLOOR PLAN
地下平面圖



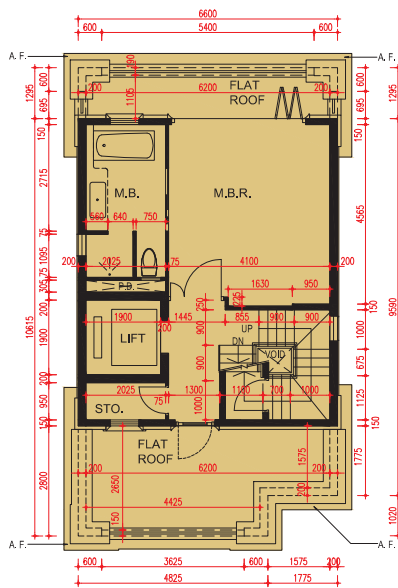
M/E ROOM FLOOR PLAN
機房平面圖



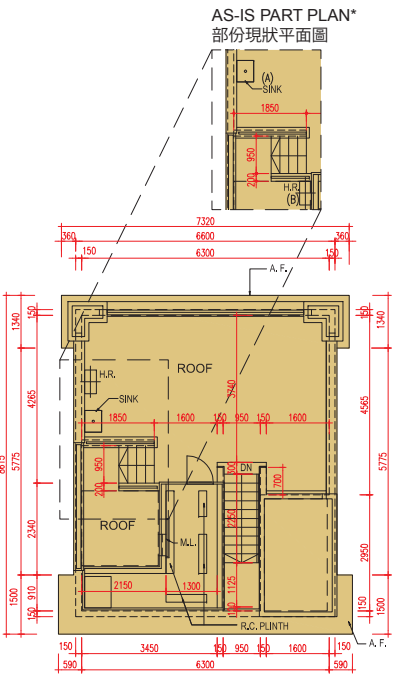
BASEMENT FLOOR PLAN
地庫平面圖



1/F FLOOR PLAN
1樓平面圖



2/F FLOOR PLAN
2樓平面圖



ROOF FLOOR PLAN
天台平面圖

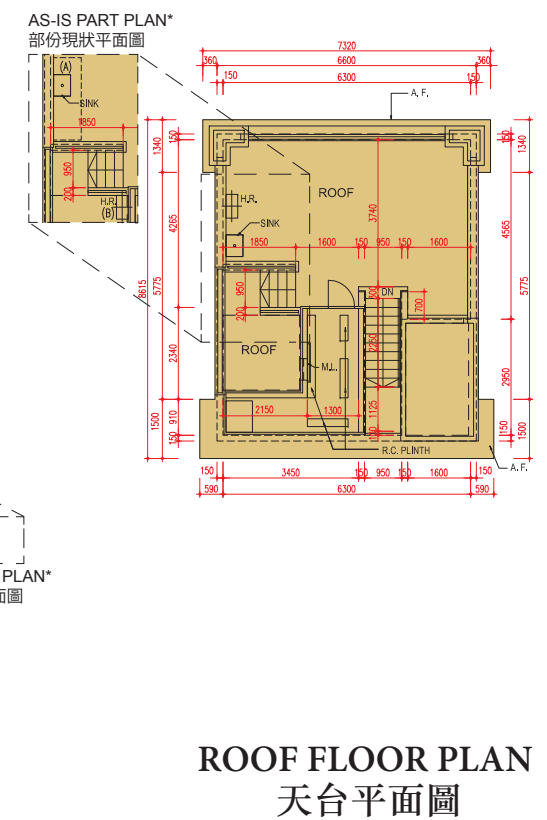
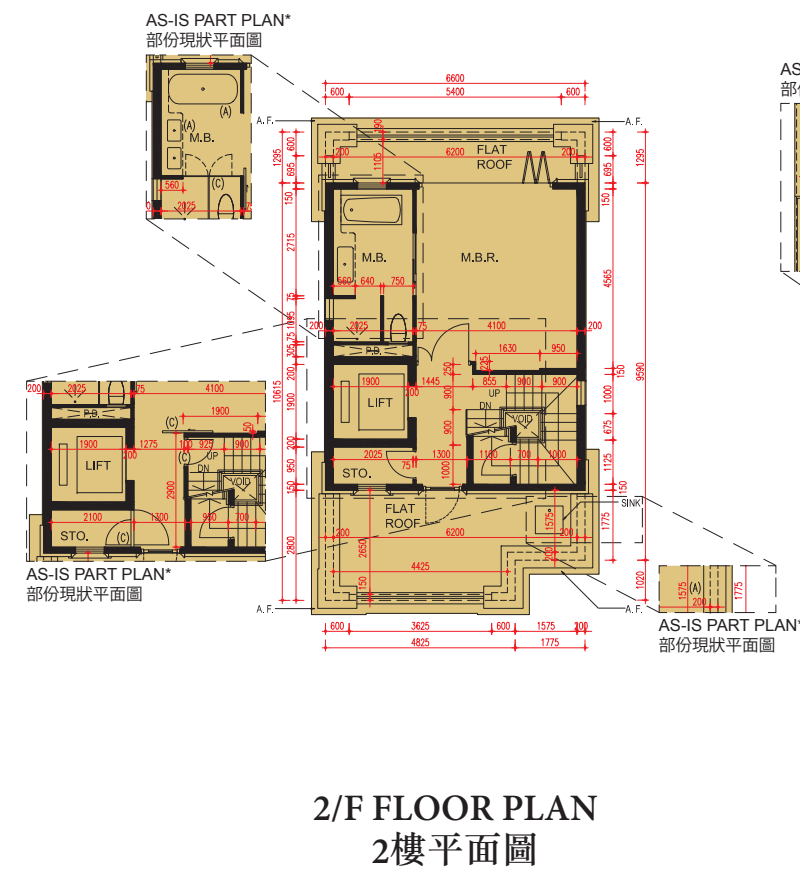
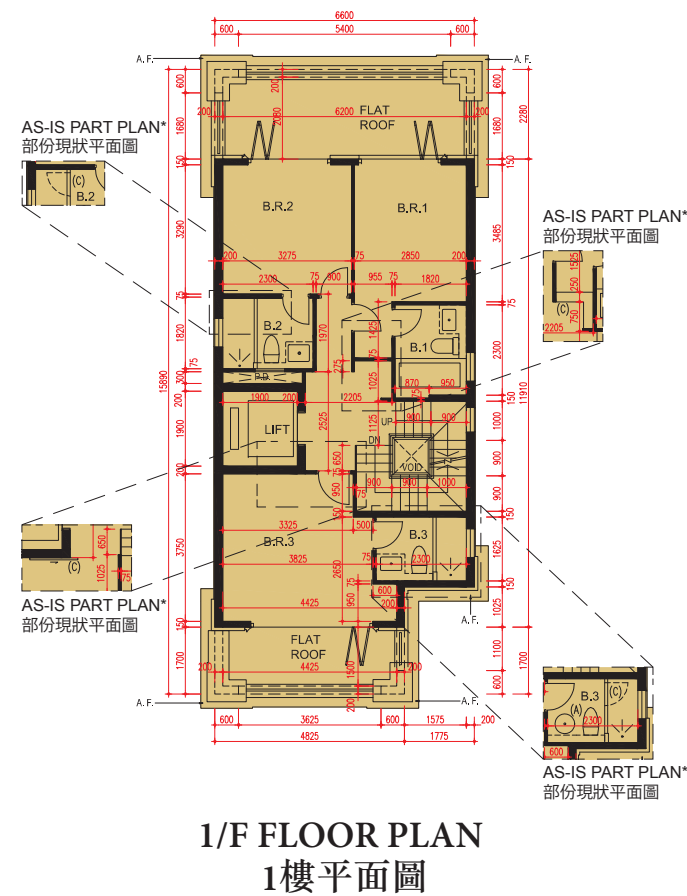
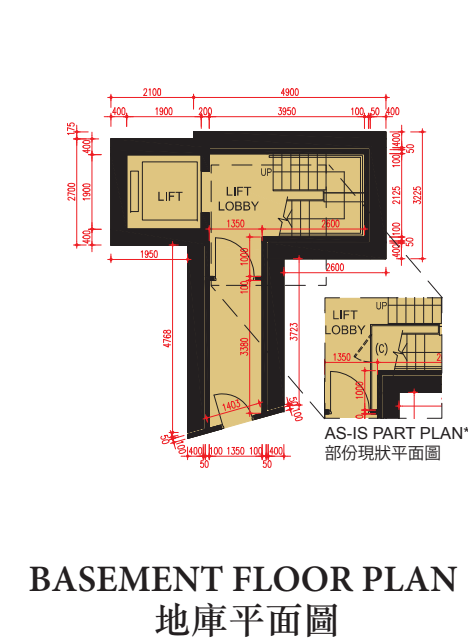
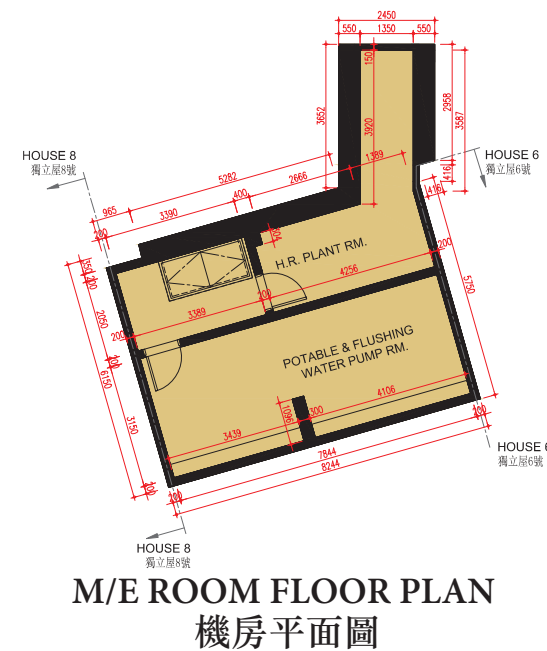
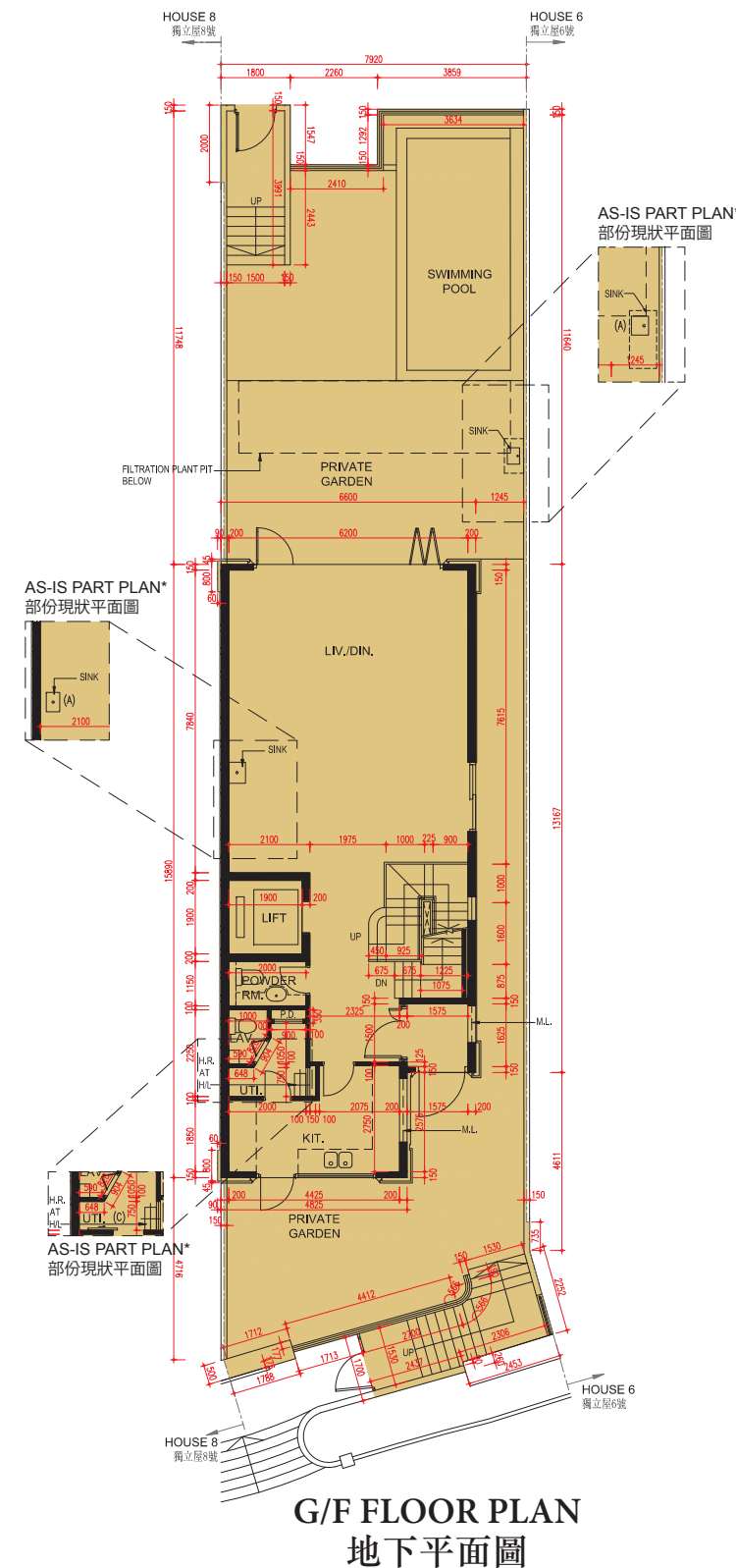
* As-is Part Plan showing the existing layout of the relevant part(s) of the residential property after carrying out of certain (A) minor works, (B) fire service installation works and/or (C) exempted works (as the case may be).
部份現狀平面圖顯示住宅物業的相關部份在完成某些(A)小型工程、(B)消防裝置工程及/或(C)豁免工程後之現時的布局(視情況而定)。

SCALE 0M/米 10M/米
比例尺:

FLOOR PLANS OF RESIDENTIAL PROPERTIES IN THE DEVELOPMENT

發展項目的住宅物業的樓面平面圖

HOUSE 7 獨立屋7號



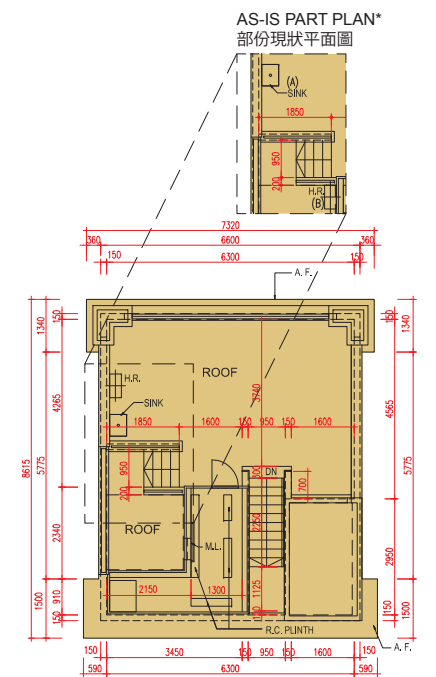
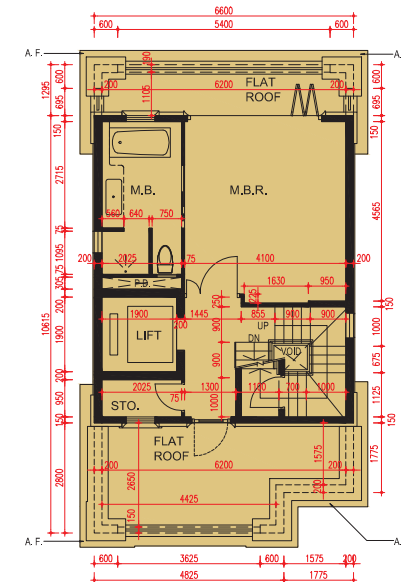
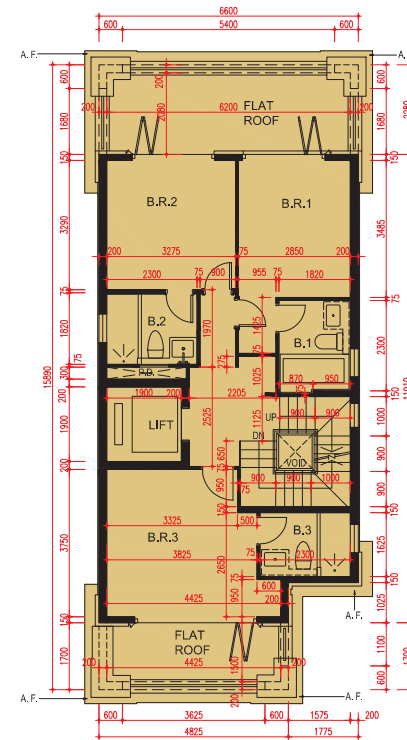
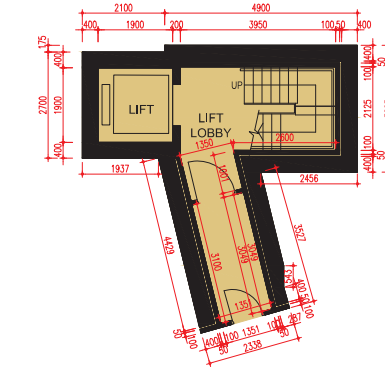
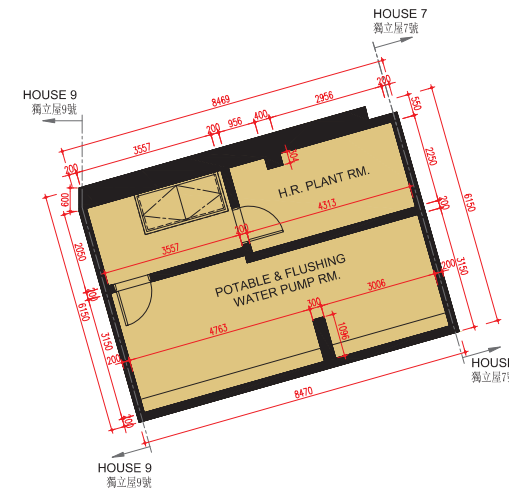
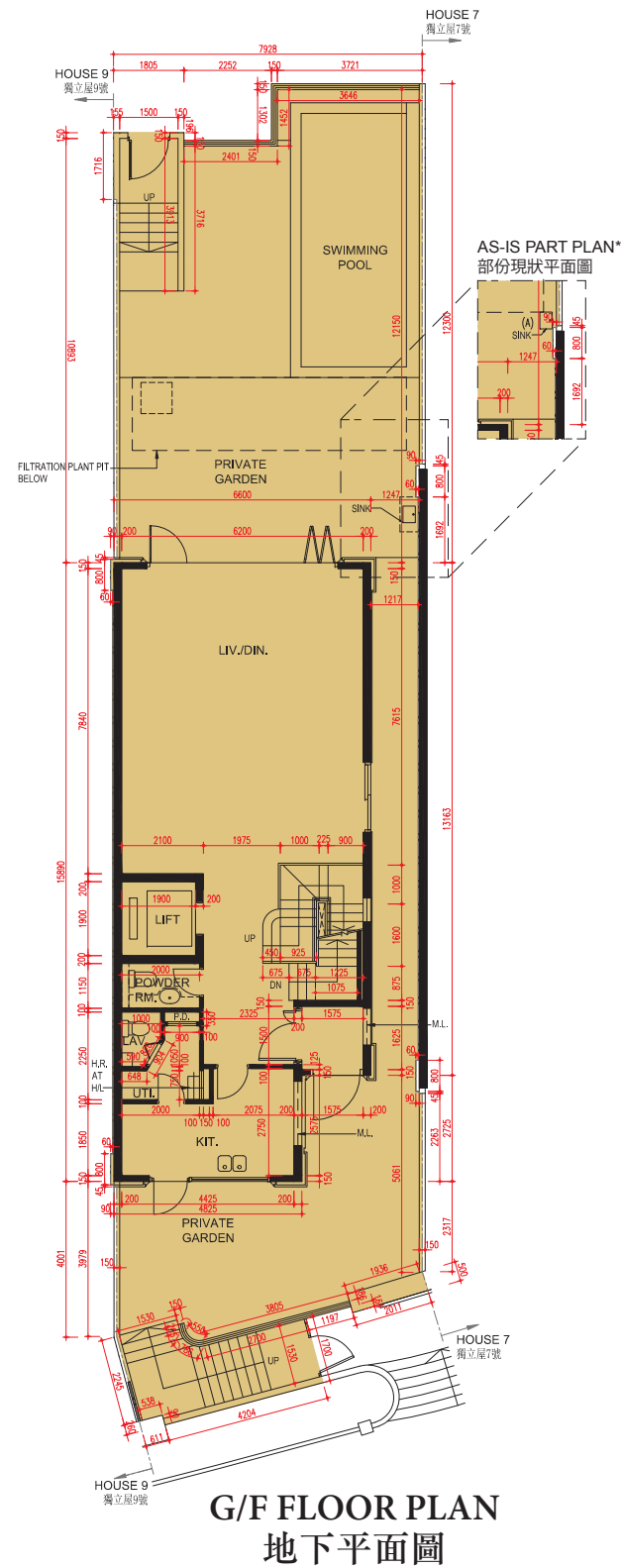
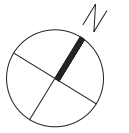
* As-is Part Plan showing the existing layout of the relevant part(s) of the residential property after carrying out of certain (A) minor works, (B) fire service installation works and/or (C) exempted works (as the case may be).
部份現狀平面圖顯示住宅物業的相關部份在完成某些(A)小型工程、(B)消防裝置工程及/或(C)豁免工程後之現時的布局(視情況而定)。

SCALE 0M/米 10M/米
比例尺:

FLOOR PLANS OF RESIDENTIAL PROPERTIES IN THE DEVELOPMENT

發展項目的住宅物業的樓面平面圖

HOUSE 8 獨立屋8號



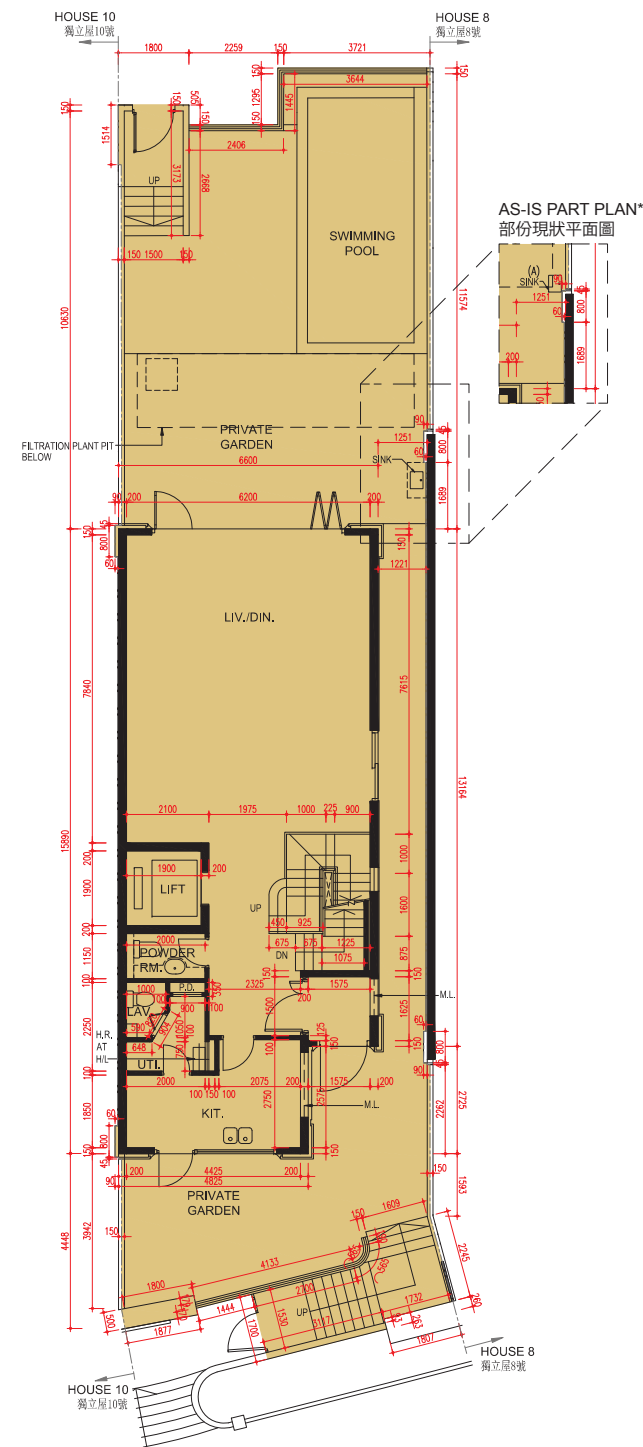
* As-is Part Plan showing the existing layout of the relevant part(s) of the residential property after carrying out of certain (A) minor works, (B) fire service installation works and/or (C) exempted works (as the case may be).
部份現狀平面圖顯示住宅物業的相關部份在完成某些(A)小型工程、(B)消防裝置工程及/或(C)豁免工程後之現時的布局(視情況而定)。

SCALE 0M/米 10M/米
比例尺:

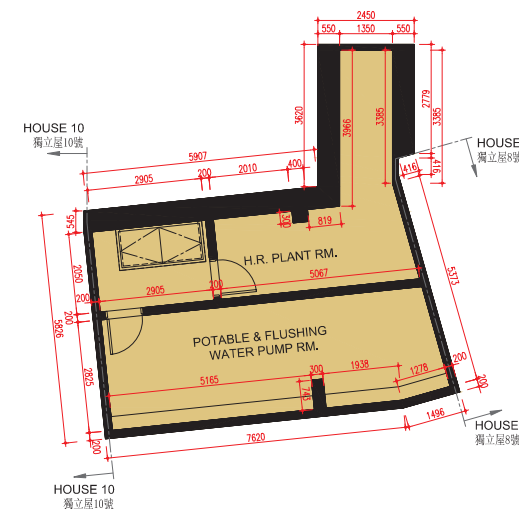
FLOOR PLANS OF RESIDENTIAL PROPERTIES IN THE DEVELOPMENT

發展項目的住宅物業的樓面平面圖

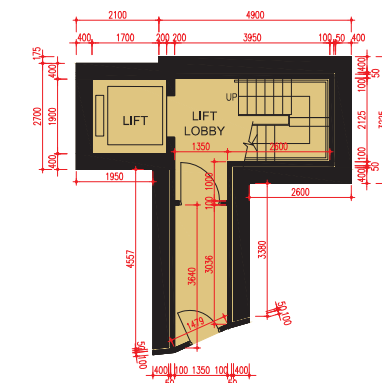
HOUSE 9 獨立屋9號



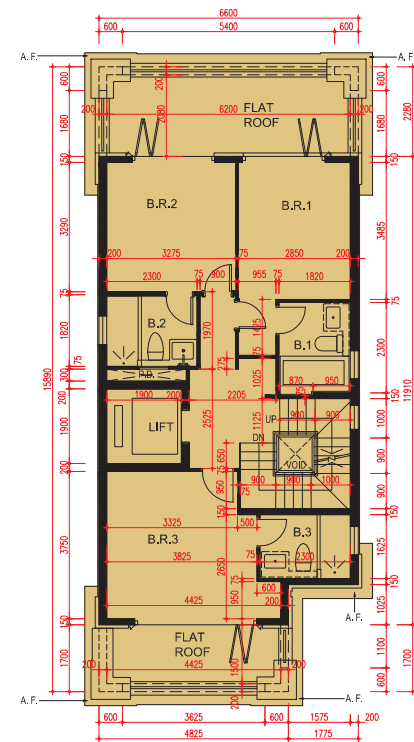
G/F FLOOR PLAN
地下平面圖



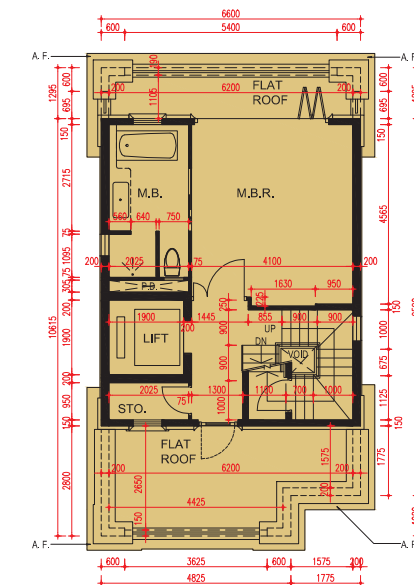
M/E ROOM FLOOR PLAN
機房平面圖



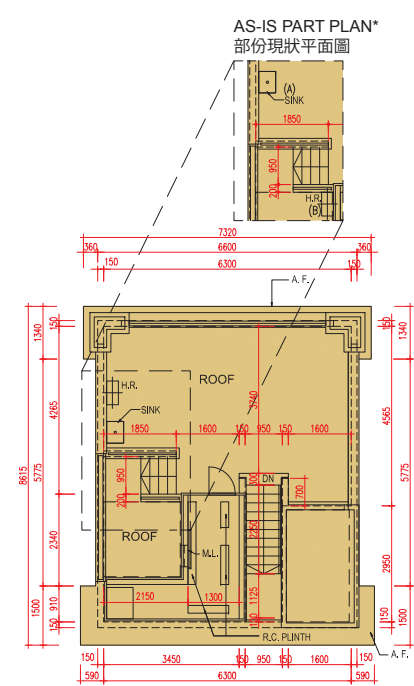
BASEMENT FLOOR PLAN
地庫平面圖



1/F FLOOR PLAN
1樓平面圖



2/F FLOOR PLAN
2樓平面圖



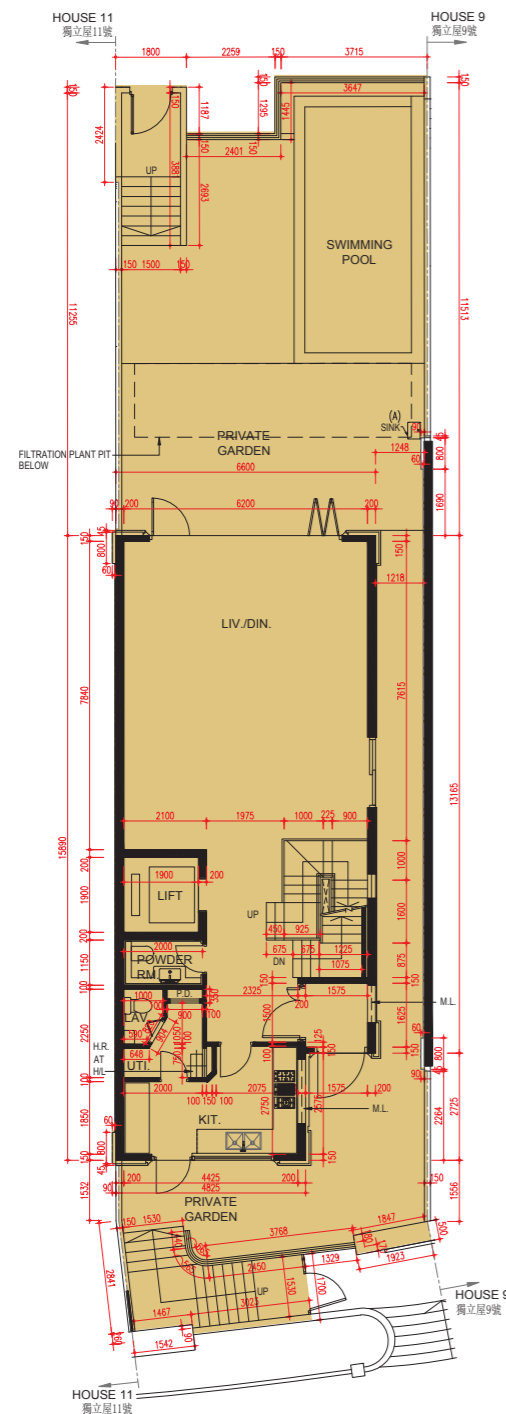
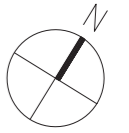
ROOF FLOOR PLAN
天台平面圖

* As-is Part Plan showing the existing layout of the relevant part(s) of the residential property after carrying out of certain (A) minor works, (B) fire service installation works and/or (C) exempted works (as the case may be).
部份現狀平面圖顯示住宅物業的相關部份在完成某些(A)小型工程、(B)消防裝置工程及/或(C)豁免工程後之現時的布局(視情況而定)。

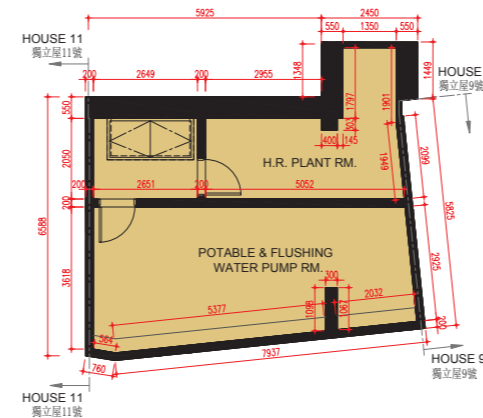
FLOOR PLANS OF RESIDENTIAL PROPERTIES IN THE DEVELOPMENT

發展項目的住宅物業的樓面平面圖

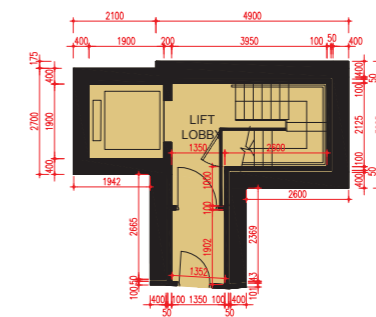
HOUSE 10 獨立屋10號



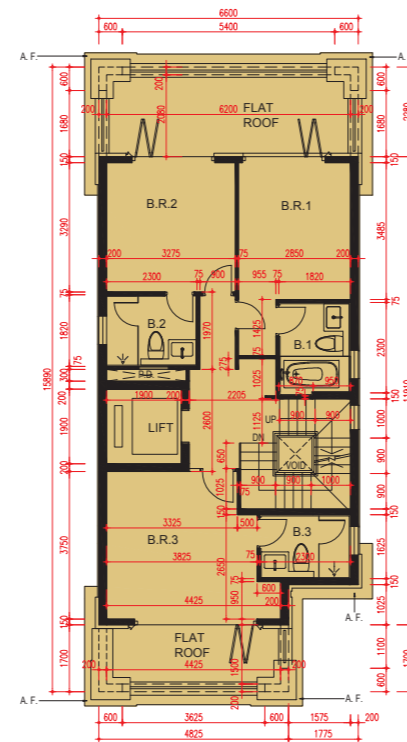
G/F FLOOR PLAN
地下平面圖



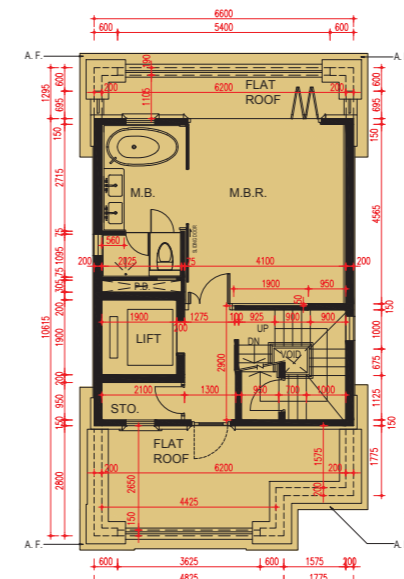
M/E ROOM FLOOR PLAN
機房平面圖



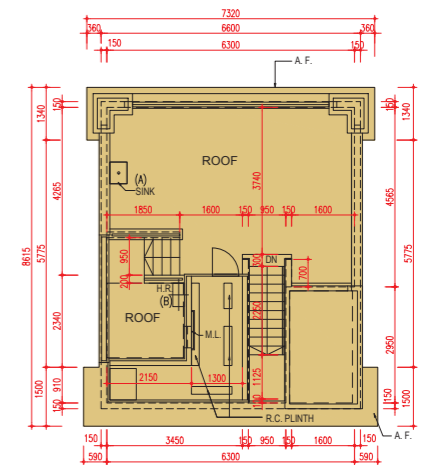
BASEMENT FLOOR PLAN
地庫平面圖



1/F FLOOR PLAN
1樓平面圖



2/F FLOOR PLAN
2樓平面圖



ROOF FLOOR PLAN
天台平面圖

* As-is Part Plan showing the existing layout of the relevant part(s) of the residential property after carrying out of certain (A) minor works, (B) fire service installation works and/or (C) exempted works (as the case may be).
部份現狀平面圖顯示住宅物業的相關部份在完成某些(A)小型工程、(B)消防裝置工程及/或(C)豁免工程後之現時的布局(視情況而定)。

SCALE 0M/米 10M/米
比例尺:

FLOOR PLANS OF RESIDENTIAL PROPERTIES IN THE DEVELOPMENT

發展項目的住宅物業的樓面平面圖

HOUSE 3, HOUSE 5 & HOUSE 6 獨立屋3號，5號及6號

Floor 樓層	Floor-to-floor height of each residential property (mm) 每個住宅物業的層與層之間的高度（毫米）	The thickness of the floor slabs (excluding plaster) of each residential property (mm) 每個住宅物業的樓板（不包括灰泥）的厚度（毫米）
B/F 地庫	3550	200
M/E Floor 機房	3000, 4850	175, 200
G/F 地下	4025, 4125, 4250, 4500	175, 225, 275
1/F 1樓	3100, 3250, 3500	175, 200
2/F 2樓	3500	175, 275
Roof 天台	N/A 不適用	N/A 不適用

The internal areas of the residential properties on the upper floors will generally be slightly larger than those on the lower floors because of the reducing thickness of the structural walls on the upper floors.

因住宅物業的較高樓層的結構牆的厚度遞減，較高樓層的內部面積，一般比較低樓層的內部面積稍大。

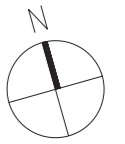
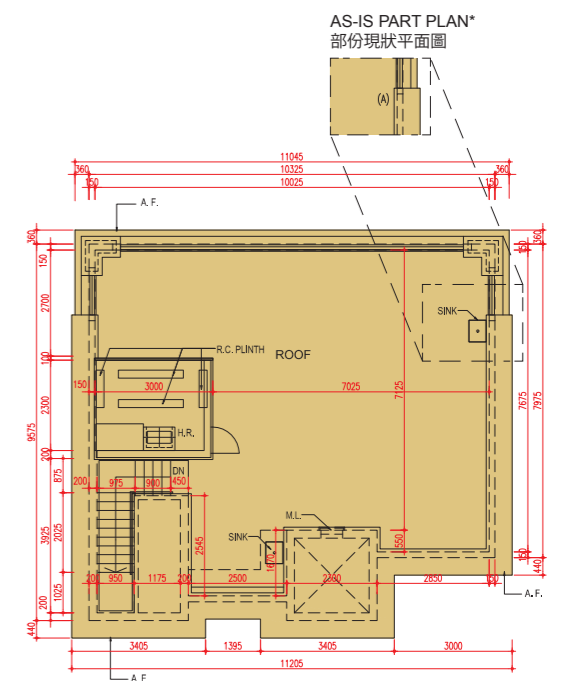
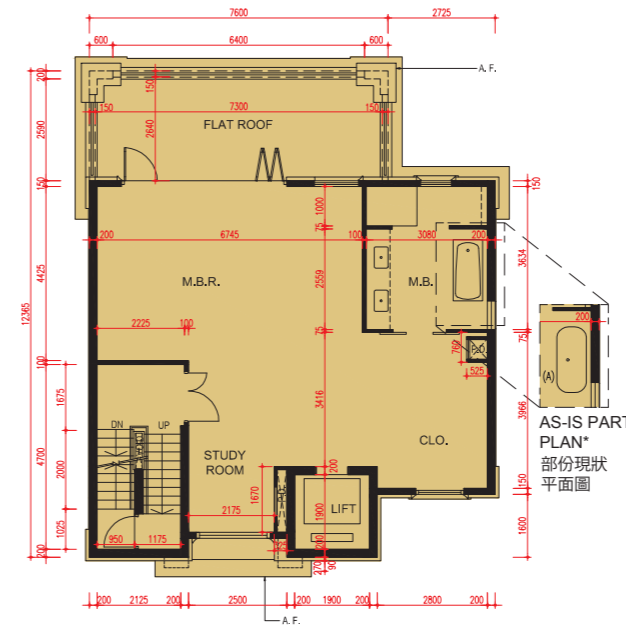
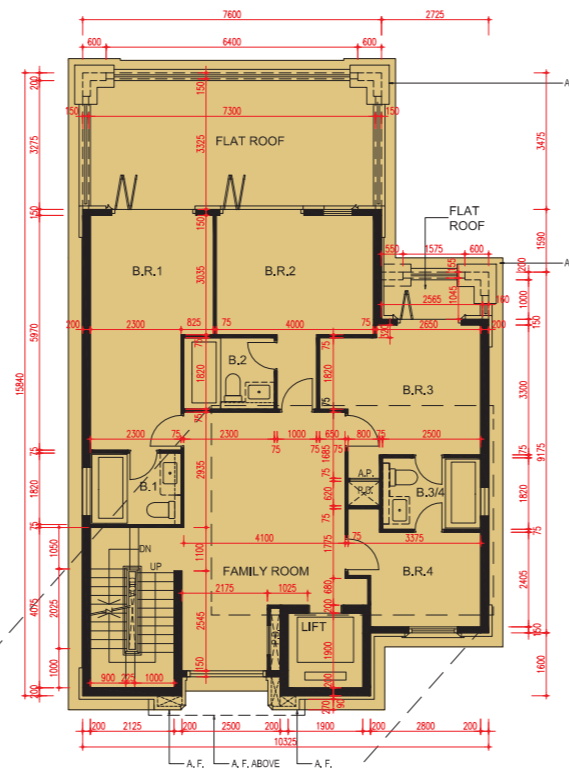
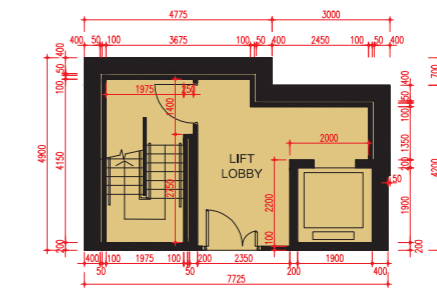
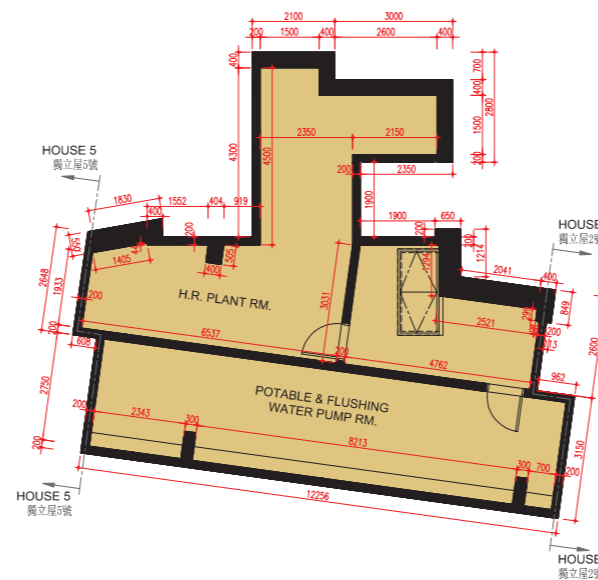
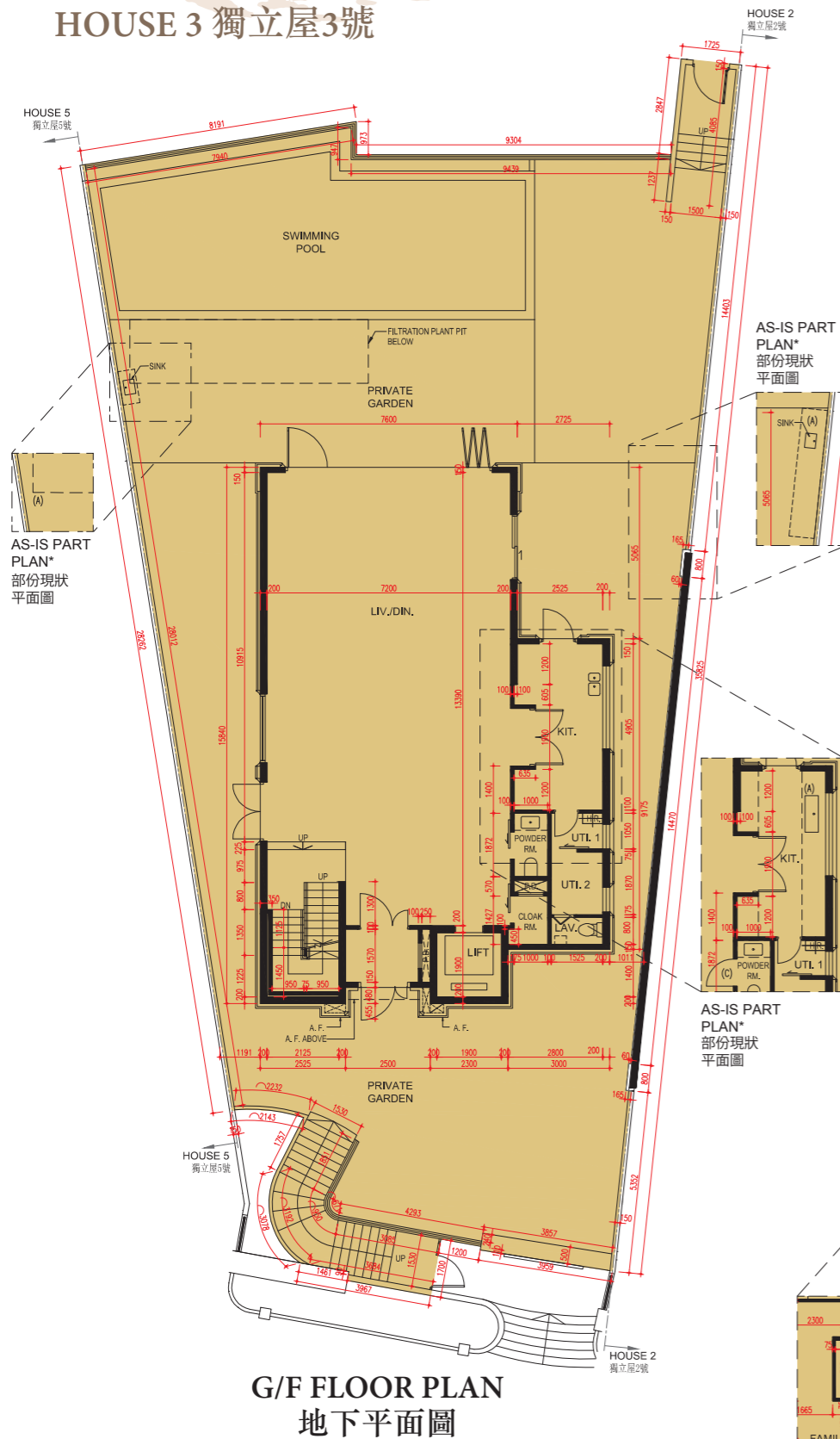
- Notes:
- 1. The dimensions in floor plans are all structural dimensions in millimetre.
 - 2. Please refer to Page 26 of this sales brochure for remarks and legend of the terms and abbreviations shown on the floor plans.
 - 3. House 4, House 13 and House 14 are Omitted.

- 備註：
- 1. 樓層平面圖所列之尺寸數字為以毫米標示之建築結構尺寸。
 - 2. 請參閱本售樓書第26頁之備註及圖例以協助解讀此部份的平面圖及其顯示之名詞及簡稱。
 - 3. 不設獨立屋4號、獨立屋13號及獨立屋14號。

FLOOR PLANS OF RESIDENTIAL PROPERTIES IN THE DEVELOPMENT

發展項目的住宅物業的樓面平面圖

HOUSE 3 獨立屋3號



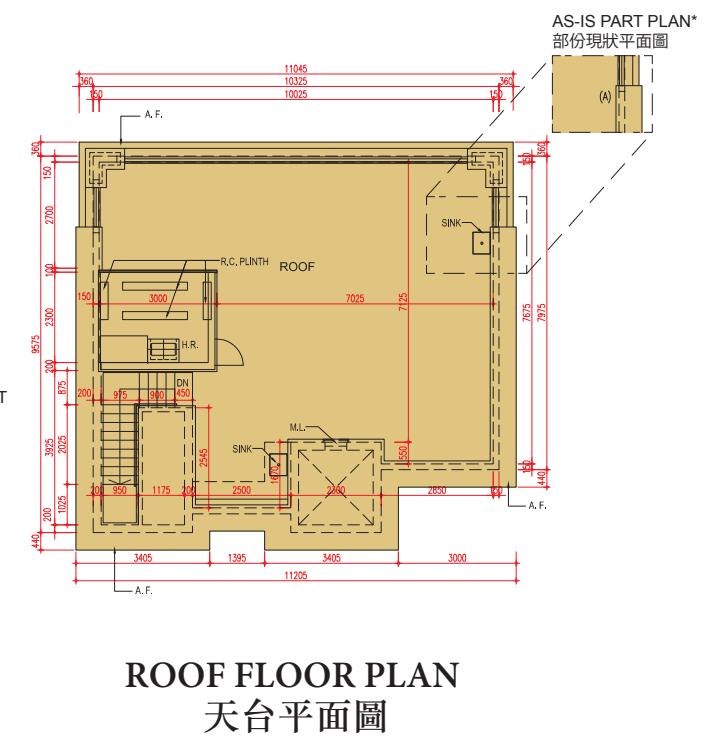
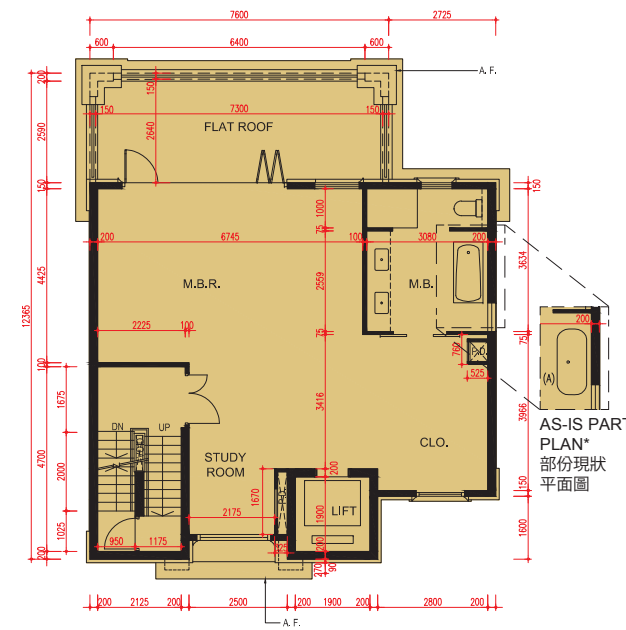
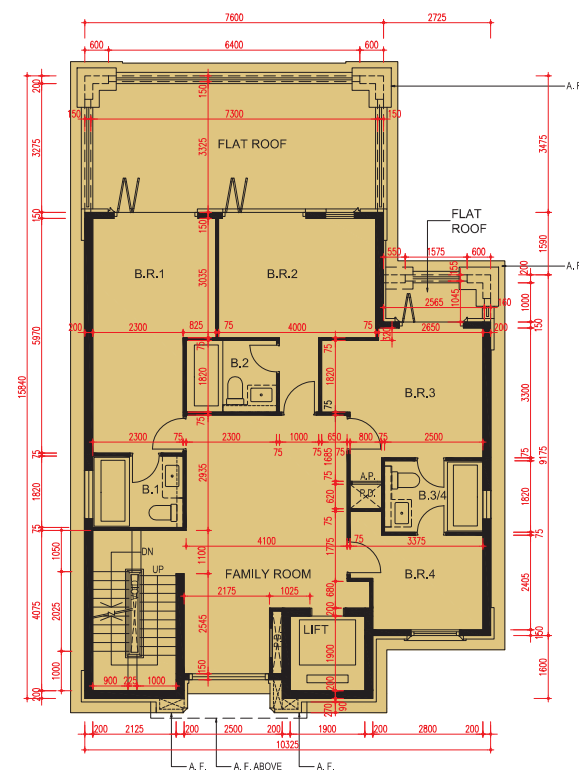
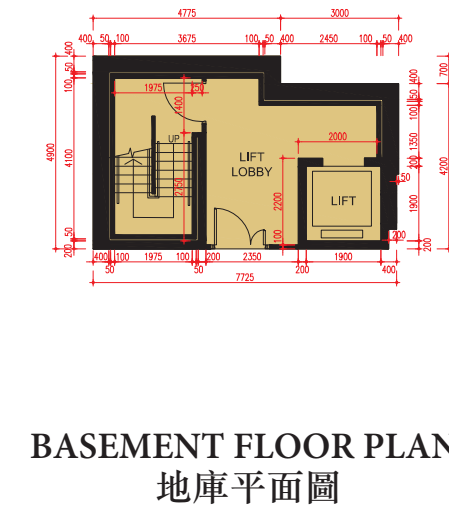
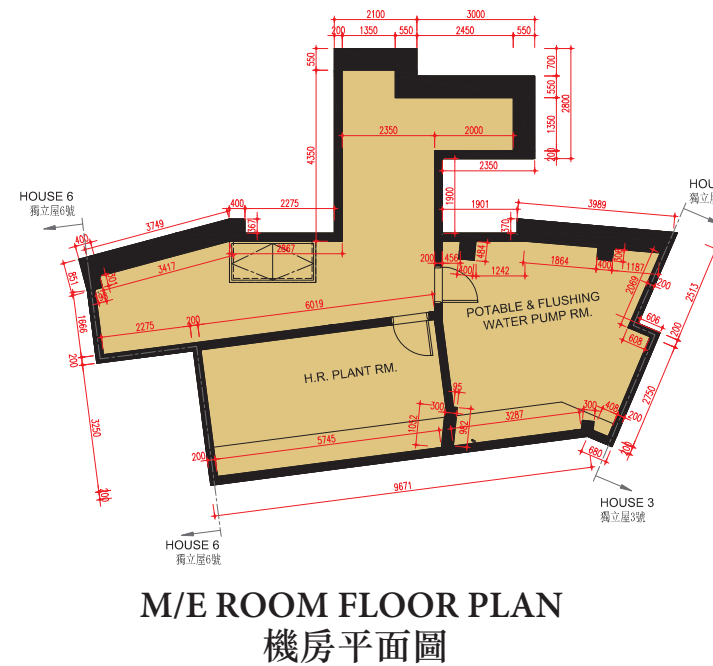
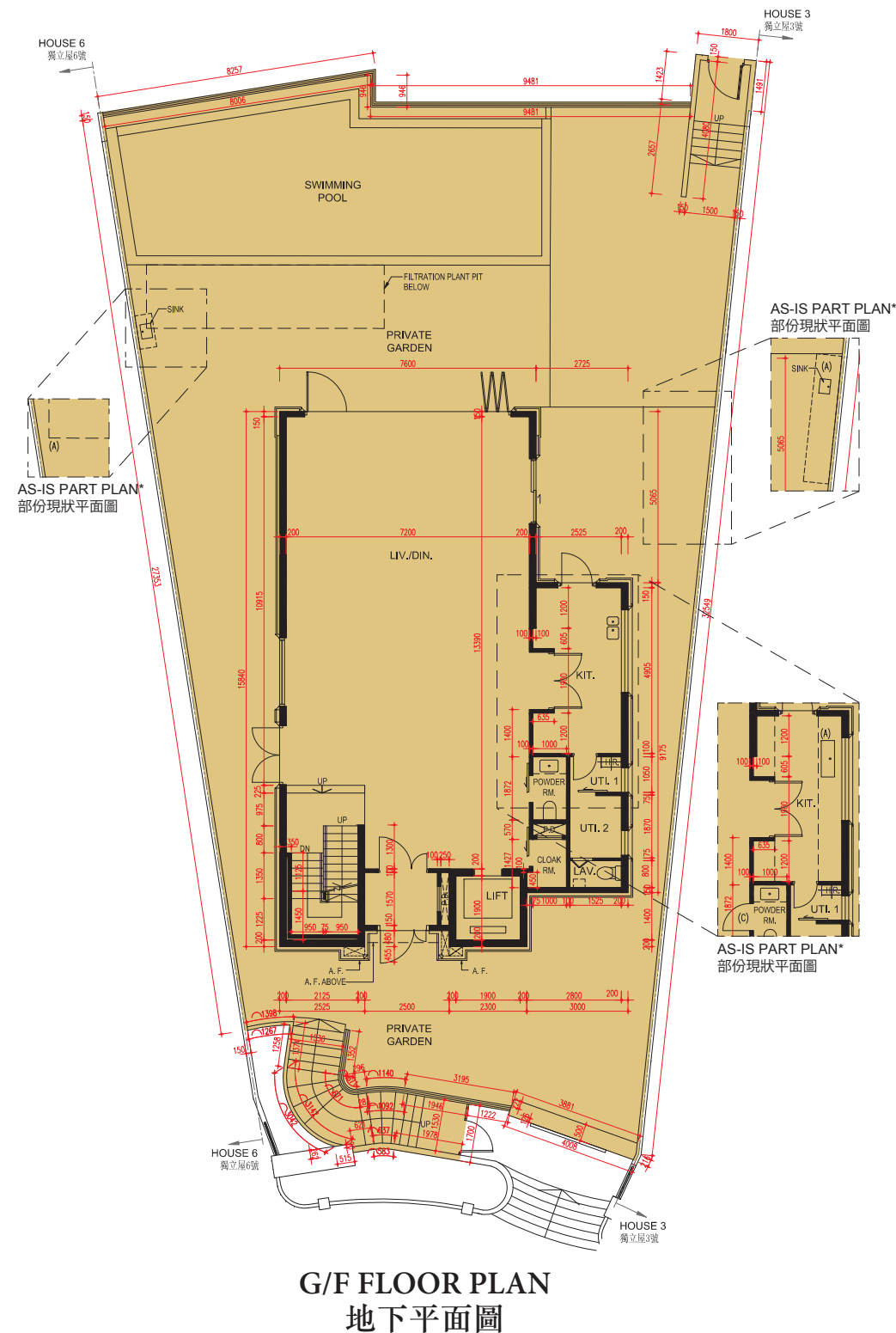
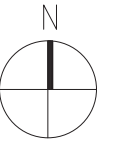
SCALE 0M/米 10M/米
比例尺:

* As-is Part Plan showing the existing layout of the relevant part(s) of the residential property after carrying out of certain (A) minor works, (B) fire service installation works and/or (C) exempted works (as the case may be).
部份現狀平面圖顯示住宅物業的相關部份在完成某些(A)小型工程、(B)消防裝置工程及/或(C)豁免工程後之現時的布局(視情況而定)。

FLOOR PLANS OF RESIDENTIAL PROPERTIES IN THE DEVELOPMENT

發展項目的住宅物業的樓面平面圖

HOUSE 5 獨立屋5號



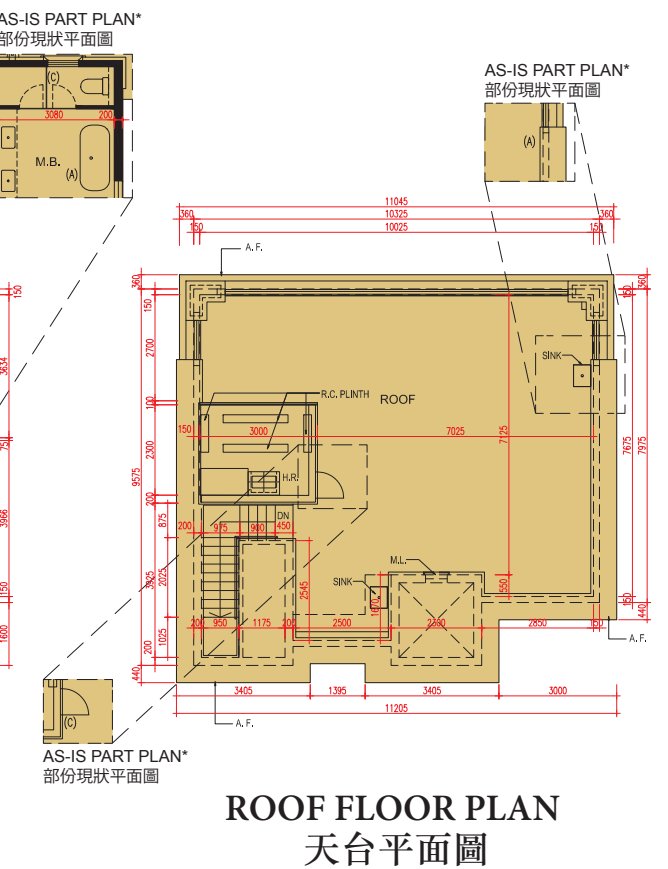
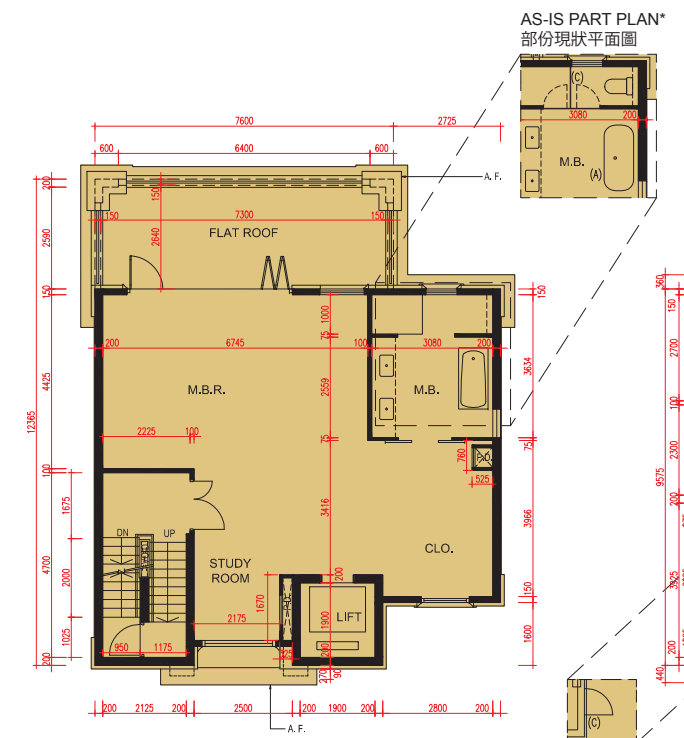
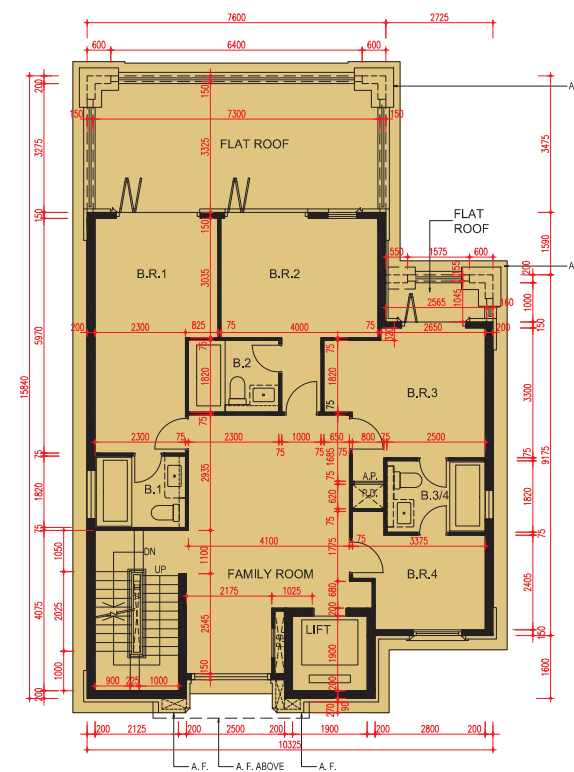
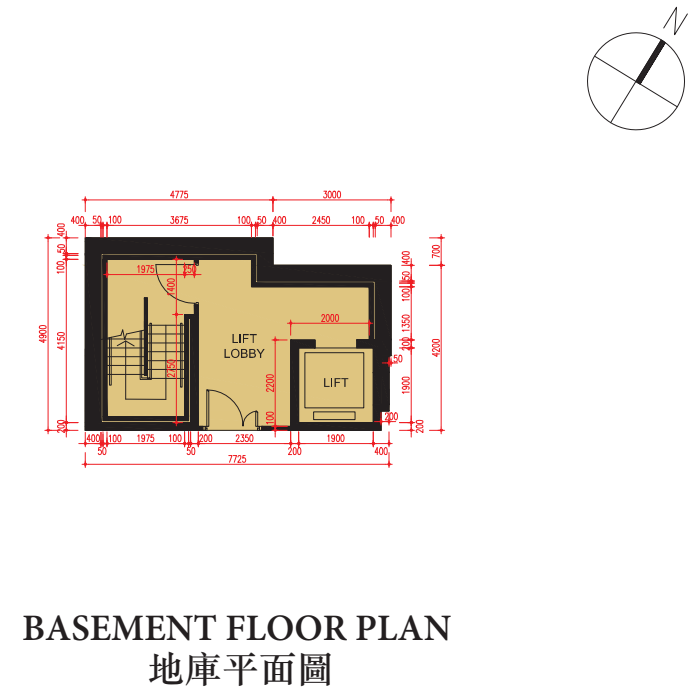
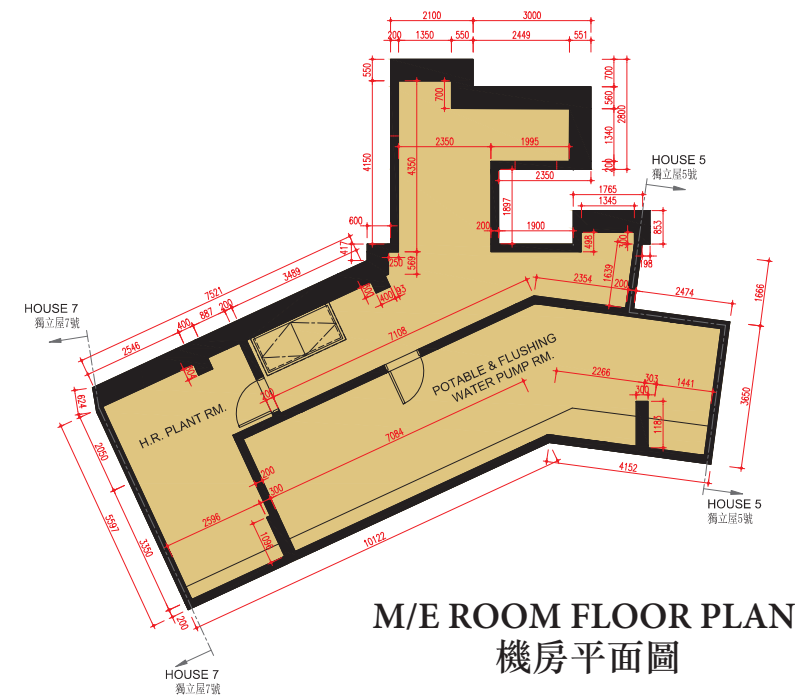
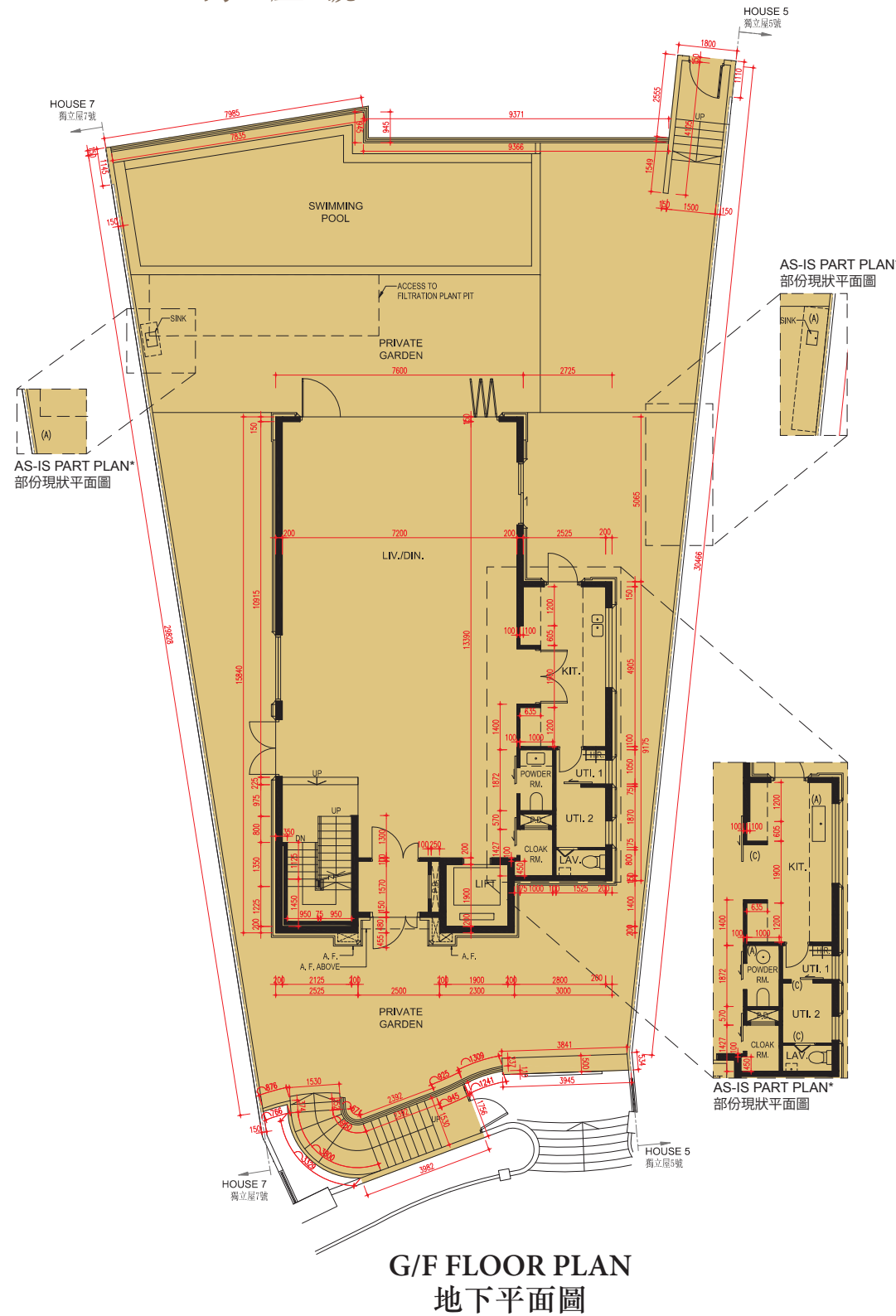
* As-is Part Plan showing the existing layout of the relevant part(s) of the residential property after carrying out of certain (A) minor works, (B) fire service installation works and/or (C) exempted works (as the case may be).
部份現狀平面圖顯示住宅物業的相關部份在完成某些(A)小型工程、(B)消防裝置工程及/或(C)豁免工程後之現時的布局(視情況而定)。

SCALE 0M/米 10M/米
比例尺:

FLOOR PLANS OF RESIDENTIAL PROPERTIES IN THE DEVELOPMENT

發展項目的住宅物業的樓面平面圖

HOUSE 6 獨立屋6號



* As-is Part Plan showing the existing layout of the relevant part(s) of the residential property after carrying out of certain (A) minor works, (B) fire service installation works and/or (C) exempted works (as the case may be).
部份現狀平面圖顯示住宅物業的相關部份在完成某些(A)小型工程、(B)消防裝置工程及/或(C)豁免工程後之現時的布局(視情況而定)。

SCALE 0M/米 10M/米
比例尺:

FLOOR PLANS OF RESIDENTIAL PROPERTIES IN THE DEVELOPMENT

發展項目的住宅物業的樓面平面圖

HOUSE 11, HOUSE 12, HOUSE 15 & HOUSE 16 獨立屋11號，12號，15號及16號

Floor 樓層	Floor-to-floor height of each residential property (mm) 每個住宅物業的層與層之間的高度（毫米）	The thickness of the floor slabs (excluding plaster) of each residential property (mm) 每個住宅物業的樓板（不包括灰泥）的厚度（毫米）
B/F 地庫	2572, 3550	200
M/E Floor 機房	3000, 4150	175, 200
G/F 地下	4025, 4125, 4250, 4500	175, 275
1/F 1樓	3500	175, 200
Roof 天台	N/A 不適用	N/A 不適用

The internal areas of the residential properties on the upper floors will generally be slightly larger than those on the lower floors because of the reducing thickness of the structural walls on the upper floors.

因住宅物業的較高樓層的結構牆的厚度遞減，較高樓層的內部面積，一般比較低樓層的內部面積稍大。

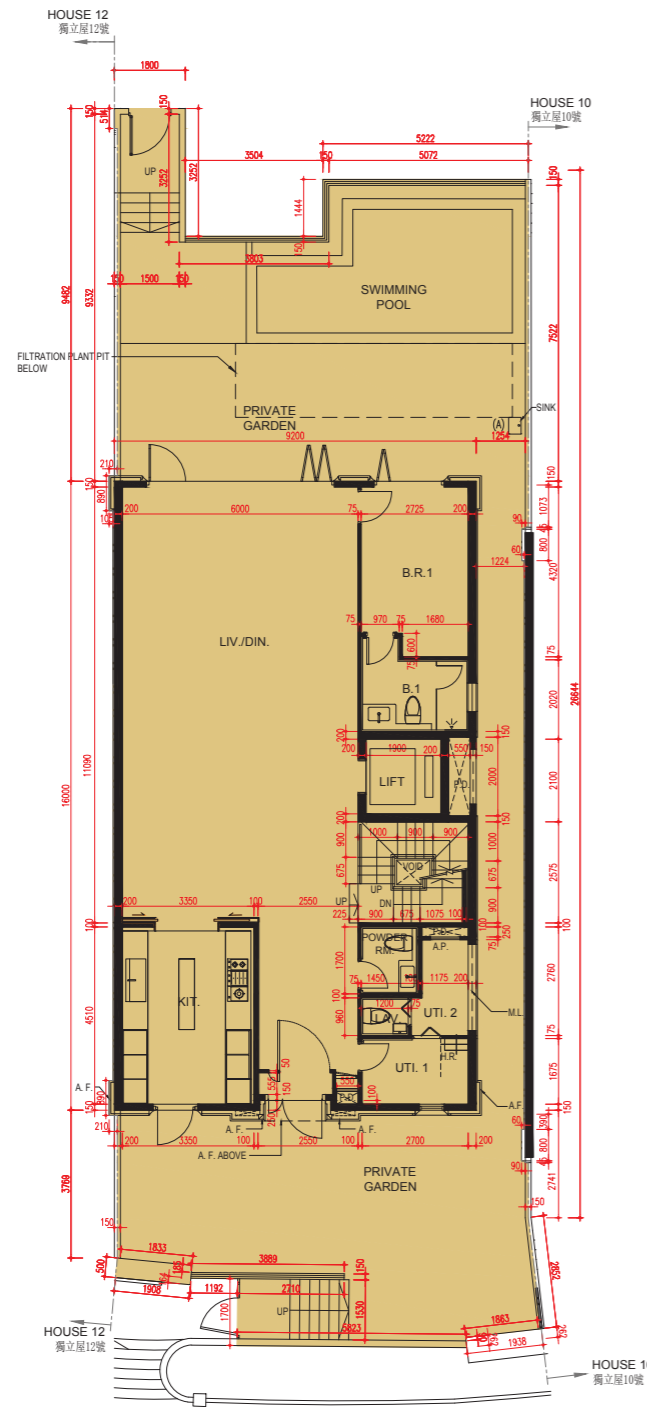
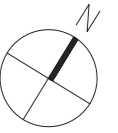
- Notes:
- The dimensions in floor plans are all structural dimensions in millimetre.
 - Please refer to Page 26 of this sales brochure for remarks and legend of the terms and abbreviations shown on the floor plans.
 - House 4, House 13 and House 14 are Omitted.

- 備註：
- 樓層平面圖所列之尺寸數字為以毫米標示之建築結構尺寸。
 - 請參閱本售樓書第26頁之備註及圖例以協助解讀此部份的平面圖及其顯示之名詞及簡稱。
 - 不設獨立屋4號、獨立屋13號及獨立屋14號。

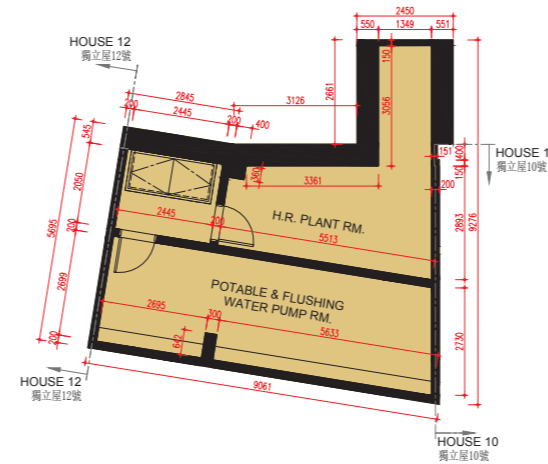
FLOOR PLANS OF RESIDENTIAL PROPERTIES IN THE DEVELOPMENT

發展項目的住宅物業的樓面平面圖

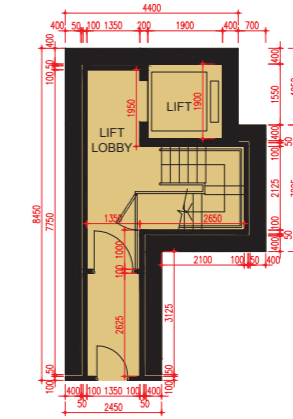
HOUSE 11 獨立屋11號



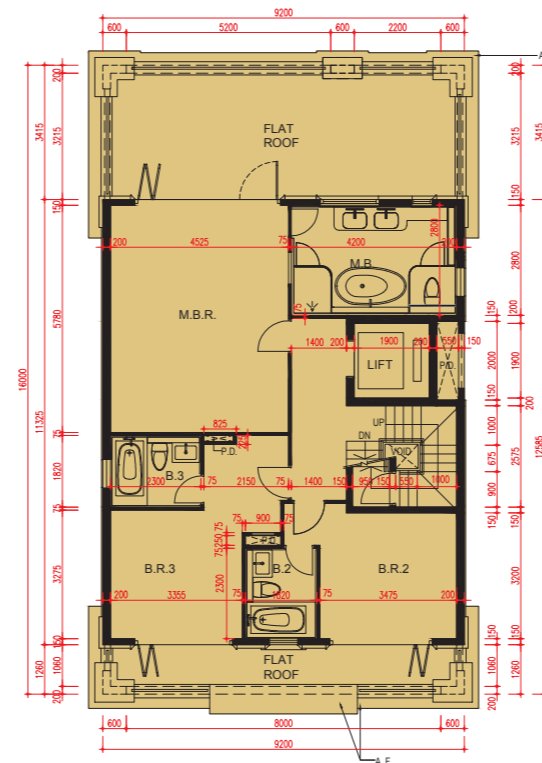
G/F FLOOR PLAN
地下平面圖



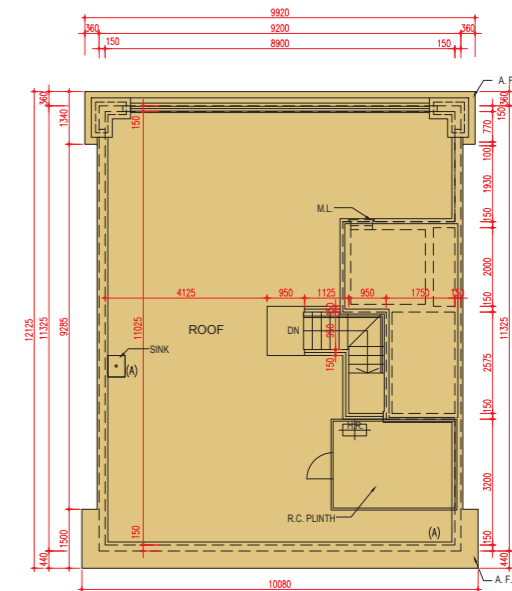
M/E ROOM FLOOR PLAN
機房平面圖



BASEMENT FLOOR PLAN
地庫平面圖



1/F FLOOR PLAN
1樓平面圖



ROOF FLOOR PLAN
天台平面圖

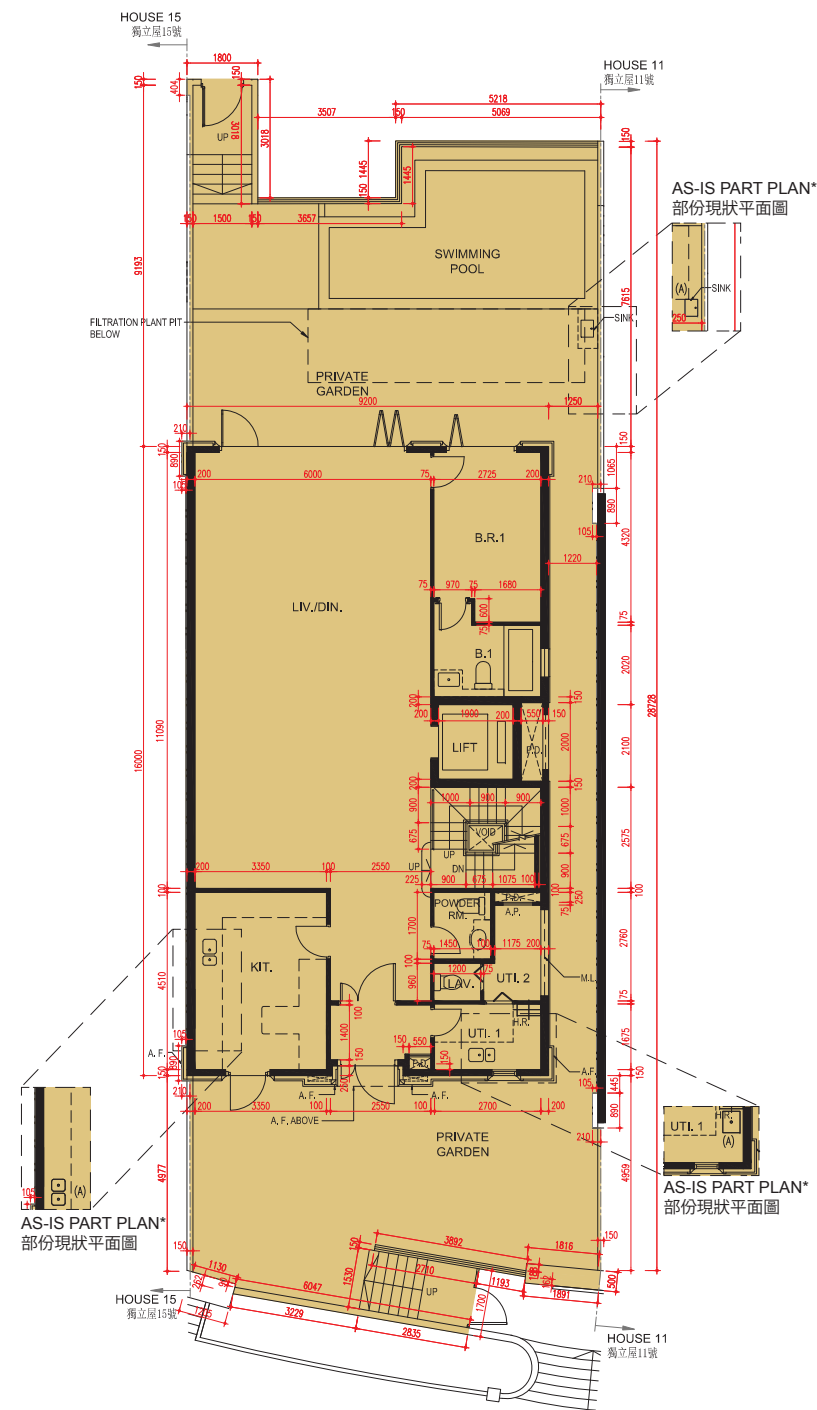
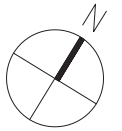
* As-is Part Plan showing the existing layout of the relevant part(s) of the residential property after carrying out of certain (A) minor works, (B) fire service installation works and/or (C) exempted works (as the case may be).
部份現狀平面圖顯示住宅物業的相關部份在完成某些(A)小型工程、(B)消防裝置工程及/或(C)豁免工程後之現時的布局(視情況而定)。

SCALE 0M/米 10M/米
比例尺:

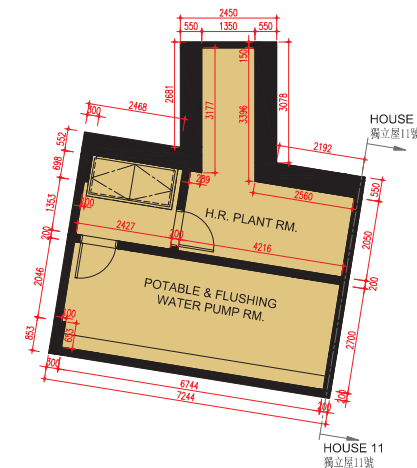
FLOOR PLANS OF RESIDENTIAL PROPERTIES IN THE DEVELOPMENT

發展項目的住宅物業的樓面平面圖

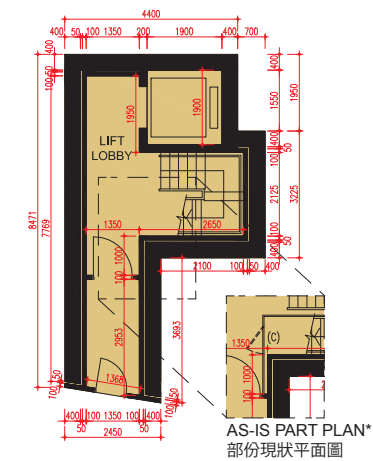
HOUSE 12 獨立屋12號



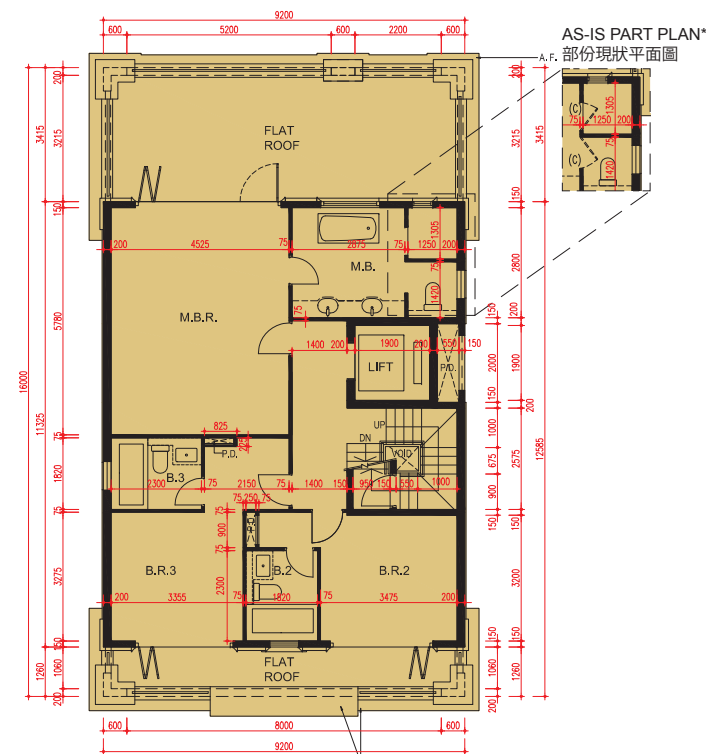
G/F FLOOR PLAN
地下平面圖



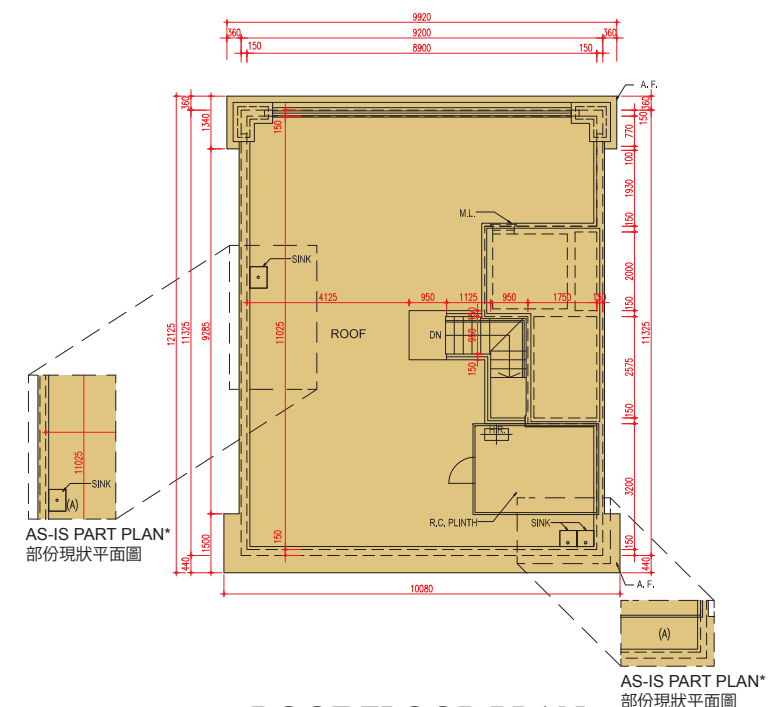
M/E ROOM FLOOR PLAN
機房平面圖



BASEMENT FLOOR PLAN
地庫平面圖



1/F FLOOR PLAN
1樓平面圖



ROOF FLOOR PLAN
天台平面圖

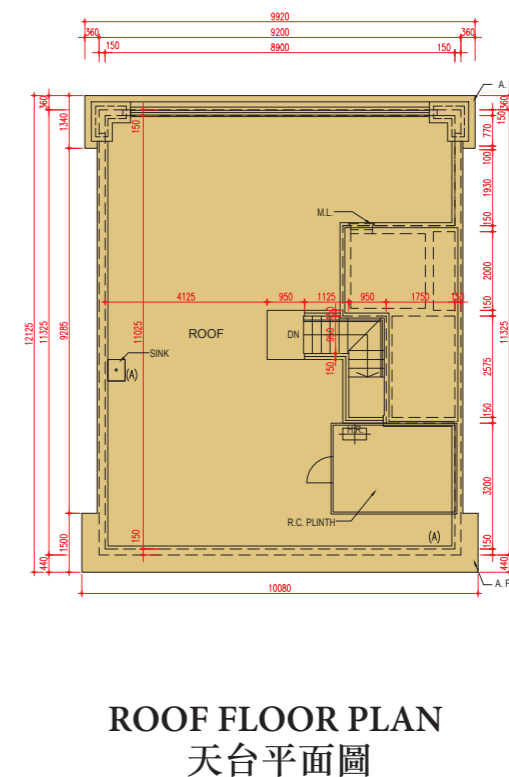
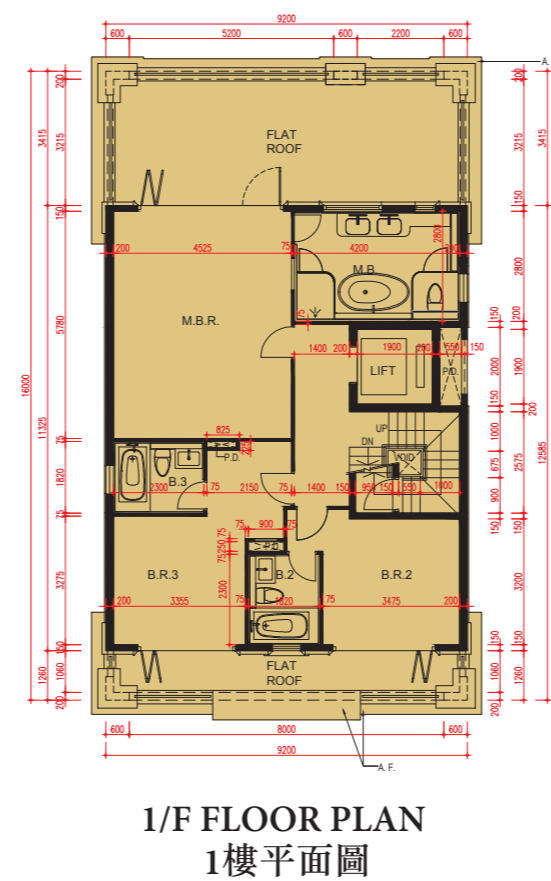
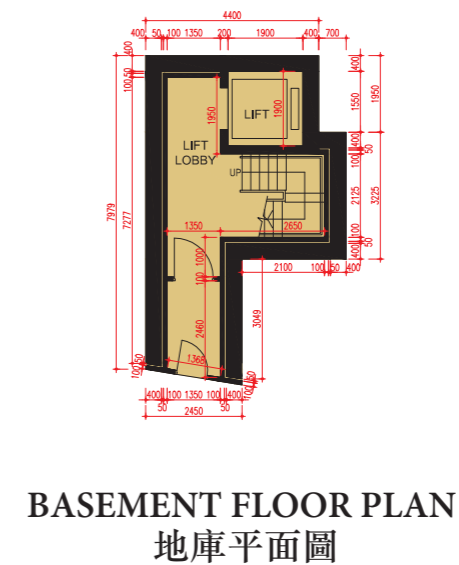
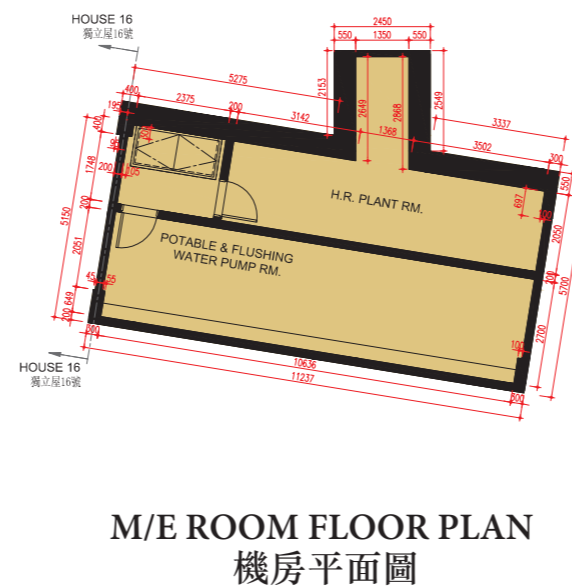
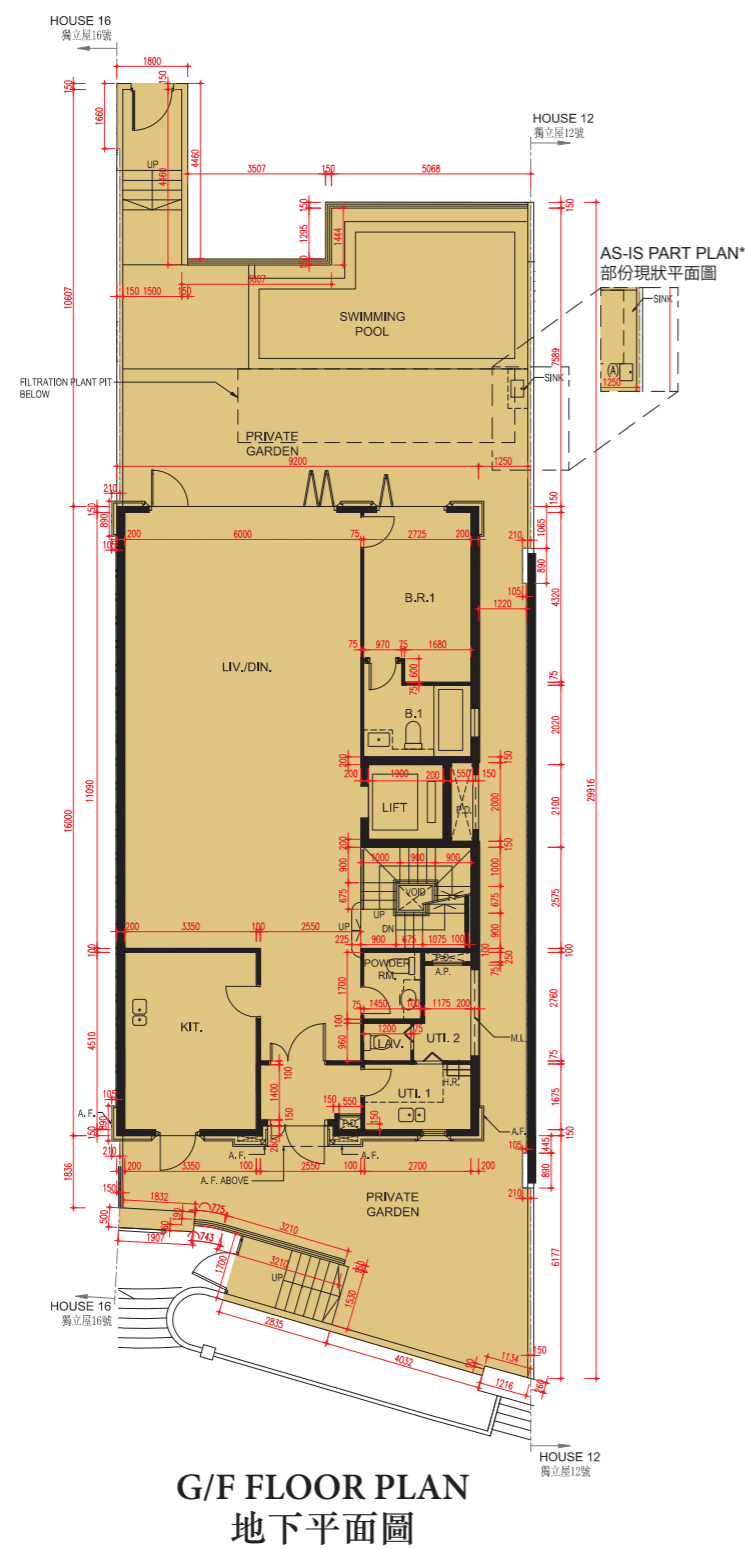
* As-is Part Plan showing the existing layout of the relevant part(s) of the residential property after carrying out of certain (A) minor works, (B) fire service installation works and/or (C) exempted works (as the case may be).
部份現狀平面圖顯示住宅物業的相關部份在完成某些(A)小型工程、(B)消防裝置工程及/或(C)豁免工程後之現時的布局(視情況而定)。

SCALE 0M/米 10M/米
比例尺:

FLOOR PLANS OF RESIDENTIAL PROPERTIES IN THE DEVELOPMENT

發展項目的住宅物業的樓面平面圖

HOUSE 15 獨立屋15號

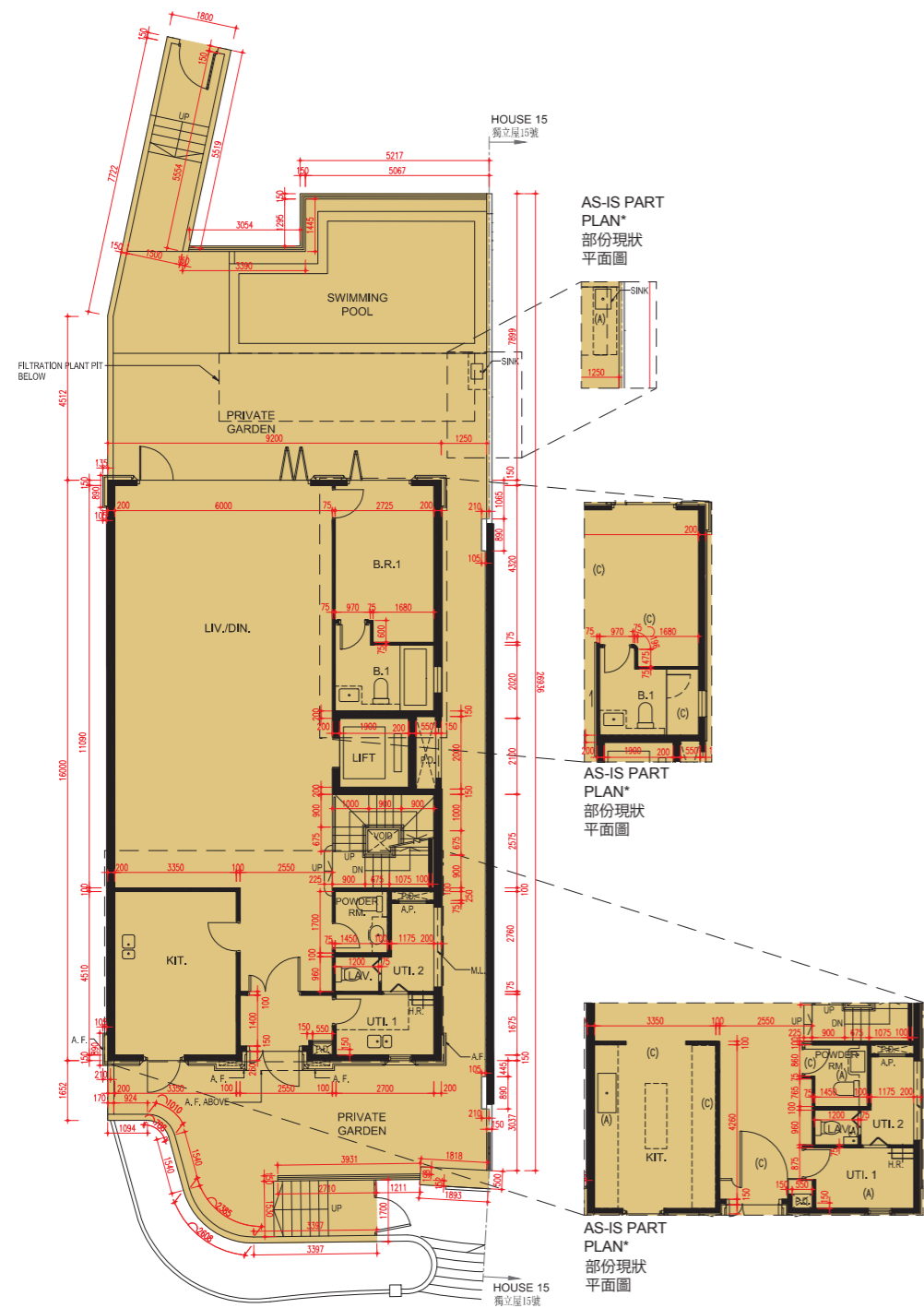


* As-is Part Plan showing the existing layout of the relevant part(s) of the residential property after carrying out of certain (A) minor works, (B) fire service installation works and/or (C) exempted works (as the case may be).
部份現狀平面圖顯示住宅物業的相關部份在完成某些(A)小型工程、(B)消防裝置工程及/或(C)豁免工程後之現時的布局(視情況而定)。

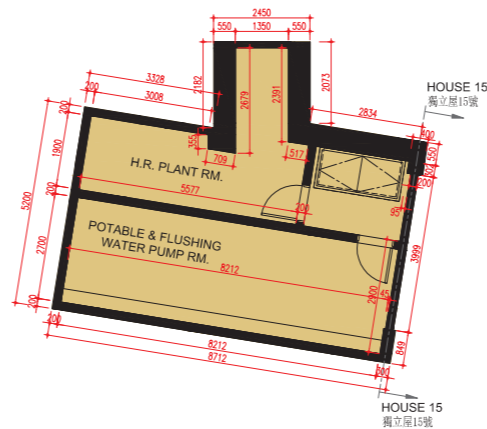
FLOOR PLANS OF RESIDENTIAL PROPERTIES IN THE DEVELOPMENT

發展項目的住宅物業的樓面平面圖

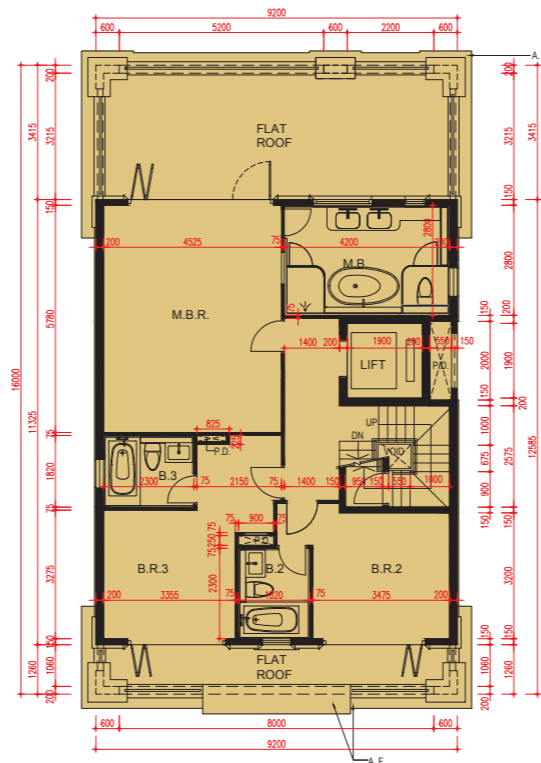
HOUSE 16 獨立屋16號



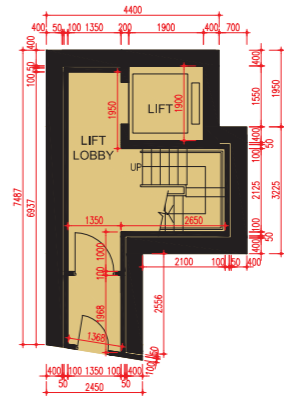
G/F FLOOR PLAN
地下平面圖



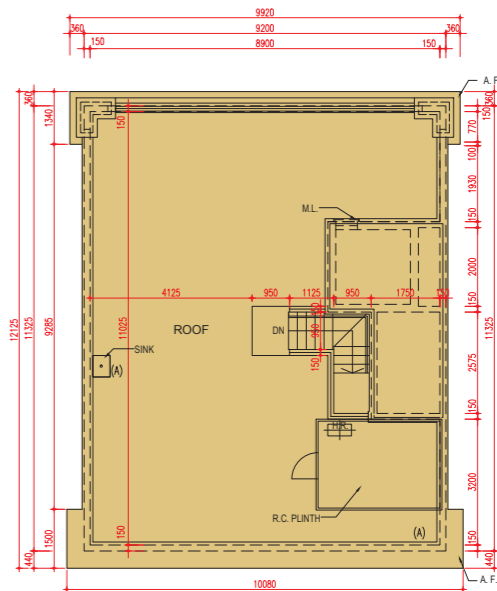
M/E ROOM FLOOR PLAN
機房平面圖



1/F FLOOR PLAN
1樓平面圖



BASEMENT FLOOR PLAN
地庫平面圖



ROOF FLOOR PLAN
天台平面圖

* As-is Part Plan showing the existing layout of the relevant part(s) of the residential property after carrying out of certain (A) minor works, (B) fire service installation works and/or (C) exempted works (as the case may be).
部份現狀平面圖顯示住宅物業的相關部份在完成某些(A)小型工程、(B)消防裝置工程及/或(C)豁免工程後之現時的布局(視情況而定)。

SCALE 0M/米 10M/米
比例尺:

AREA OF RESIDENTIAL PROPERTIES IN THE DEVELOPMENT

發展項目中的住宅物業的面積

Description of Residential Property 物業的描述			Saleable Area (Including Balcony, Utility Platform and Verandah, (if any)) sq. metre (sq. ft) 實用面積 (包括露台，工作平台及陽台(如有)) 平方米(平方呎)	Area of other specified items (Not included in the Saleable Area) sq. metre (sq. ft.) 其他指明項目的面積(不計算入實用面積) 平方米(平方呎)									
Tower Name 大廈名稱	Floor 樓層	Flat 單位		Air-conditioning plant room 空調機房	Bay window 窗台	Cockloft 閣樓	Flat roof 平台	Garden 花園	Parking space 停車位	Roof 天台	Stairhood 梯屋	Terrace 前庭	Yard 庭院
Tower 1 第1座	G/F 地下	A	127.426 (1,372) Balcony 露台 : - Utility Platform 工作平台 : - Verandah 陽台 : -	-	-	-	-	90.032 (969)	-	-	-	-	-
		B	126.625 (1,363) Balcony 露台 : - Utility Platform 工作平台 : - Verandah 陽台 : -	-	-	-	-	70.053 (754)	-	-	-	-	-
		D	45.324 (488) Balcony 露台 : - Utility Platform 工作平台 : - Verandah 陽台 : -	-	-	-	-	8.132 (88)	-	-	-	-	-
		E	44.810 (482) Balcony 露台 : - Utility Platform 工作平台 : - Verandah 陽台 : -	-	-	-	-	35.267 (380)	-	-	-	-	-
		F	76.400 (822) Balcony 露台 : - Utility Platform 工作平台 : - Verandah 陽台 : -	-	-	-	-	70.617 (760)	-	-	-	-	-
		G	27.301 (294) Balcony 露台 : - Utility Platform 工作平台 : - Verandah 陽台 : -	-	-	-	-	11.378 (122)	-	-	-	-	-
		H	79.672 (858) Balcony 露台 : - Utility Platform 工作平台 : - Verandah 陽台 : -	-	-	-	-	35.757 (385)	-	-	-	-	-
	1/F 1樓	A	132.923 (1,431) Balcony 露台 : 4.008 (43) Utility Platform 工作平台 : 1.500 (16) Verandah 陽台 : -	-	-	-	-	-	-	-	-	-	-
		B	138.436 (1,490) Balcony 露台 : 4.008 (43) Utility Platform 工作平台 : 1.500 (16) Verandah 陽台 : -	-	-	-	4.725 (51)	-	-	-	-	-	-
		C	44.154 (475) Balcony 露台 : 2.000 (22) Utility Platform 工作平台 : 1.500 (16) Verandah 陽台 : -	-	-	-	-	-	-	-	-	-	-
		D	48.293 (520) Balcony 露台 : 2.000 (22) Utility Platform 工作平台 : 1.500 (16) Verandah 陽台 : -	-	-	-	-	-	-	-	-	-	-

1. The saleable area of each residential property is calculated in accordance with Section 8 of the Residential Properties (First-hand Sales) Ordinance.

2. The floor areas of Balcony, Utility Platform and Verandah (if any) to the extent that it forms part of the residential property are calculated in accordance with Section 8 of the Residential Properties (First-hand Sales) Ordinance.

3. The areas of other specified items (if any) (not included in the saleable area) to the extent that it forms part of the residential property are calculated in accordance with Part 2 of Schedule 2 to the Residential Properties (First-hand Sales) Ordinance.

Notes:

1. The areas in square feet have been converted from square metres based on a conversion rate of 1 square metre = 10.764 square feet and rounded off to the nearest integer.

2. There is no Verandah in the residential properties of the Development.

1. 每個住宅物業的實用面積是按照《一手住宅物業銷售條例》第8條計算得出的。

2. 在構成住宅物業的一部分的範圍內的露台、工作平台及陽台(如有)之樓面面積是按照《一手住宅物業銷售條例》第8條計算得出的。

3. 在構成住宅物業的一部分的範圍內的其他指明項目(如有)的面積(不計算入實用面積)是按照《一手住宅物業銷售條例》附表2第2部計算得出的。

註：

1. 以平方呎列出的面積由以平方米列出的面積以1平方米 = 10.764平方呎換算並以四捨五入至整數。

2. 發展項目住宅物業並無陽台。

AREA OF RESIDENTIAL PROPERTIES IN THE DEVELOPMENT

發展項目中的住宅物業的面積

Description of Residential Property 物業的描述			Saleable Area (Including Balcony, Utility Platform and Verandah, (if any)) sq. metre (sq. ft) 實用面積 (包括露台，工作平台及陽台(如有)) 平方米(平方呎)	Area of other specified items (Not included in the Saleable Area) sq. metre (sq. ft.) 其他指明項目的面積(不計算入實用面積) 平方米(平方呎)									
Tower Name 大廈名稱	Floor 樓層	Flat 單位		Air-conditioning plant room 空調機房	Bay window 窗台	Cockloft 閣樓	Flat roof 平台	Garden 花園	Parking space 停車位	Roof 天台	Stairhood 梯屋	Terrace 前庭	Yard 庭院
Tower 1 第1座	1/F 1樓	E	46.810 (504) Balcony 露台 : 2.000 (22) Utility Platform 工作平台 : - Verandah 陽台 : -	-	-	-	-	-	-	-	-	-	-
		F	80.725 (869) Balcony 露台 : 2.825 (30) Utility Platform 工作平台 : 1.500 (16) Verandah 陽台 : -	-	-	-	-	-	-	-	-	-	-
		G	29.301 (315) Balcony 露台 : 2.000 (22) Utility Platform 工作平台 : - Verandah 陽台 : -	-	-	-	-	-	-	-	-	-	-
		H	81.029 (872) Balcony 露台 : 2.907 (31) Utility Platform 工作平台 : 1.500 (16) Verandah 陽台 : -	-	-	-	-	-	-	-	-	-	-
	2/F - 3/F, 5/F - 12/F and 15/F (4/F, 13/F & 14/F are omitted) 2樓至3樓、 5樓至12樓 及15樓 (不設4樓、 13樓及14樓	A	132.923 (1,431) Balcony 露台 : 4.008 (43) Utility Platform 工作平台 : 1.500 (16) Verandah 陽台 : -	-	-	-	-	-	-	-	-	-	-
		B	138.436 (1,490) Balcony 露台 : 4.008 (43) Utility Platform 工作平台 : 1.500 (16) Verandah 陽台 : -	-	-	-	-	-	-	-	-	-	-
		C	44.154 (475) Balcony 露台 : 2.000 (22) Utility Platform 工作平台 : 1.500 (16) Verandah 陽台 : -	-	-	-	-	-	-	-	-	-	-
		D	48.293 (520) Balcony 露台 : 2.000 (22) Utility Platform 工作平台 : 1.500 (16) Verandah 陽台 : -	-	-	-	-	-	-	-	-	-	-
		E	46.810 (504) Balcony 露台 : 2.000 (22) Utility Platform 工作平台 : - Verandah 陽台 : -	-	-	-	-	-	-	-	-	-	-
		F	80.725 (869) Balcony 露台 : 2.825 (30) Utility Platform 工作平台 : 1.500 (16) Verandah 陽台 : -	-	-	-	-	-	-	-	-	-	-
		G	29.301 (315) Balcony 露台 : 2.000 (22) Utility Platform 工作平台 : - Verandah 陽台 : -	-	-	-	-	-	-	-	-	-	-
		H	81.029 (872) Balcony 露台 : 2.907 (31) Utility Platform 工作平台 : 1.500 (16) Verandah 陽台 : -	-	-	-	-	-	-	-	-	-	-

1. The saleable area of each residential property is calculated in accordance with Section 8 of the Residential Properties (First-hand Sales) Ordinance.
2. The floor areas of Balcony, Utility Platform and Verandah (if any) to the extent that it forms part of the residential property are calculated in accordance with Section 8 of the Residential Properties (First-hand Sales) Ordinance.
3. The areas of other specified items (if any) (not included in the saleable area) to the extent that it forms part of the residential property are calculated in accordance with Part 2 of Schedule 2 to the Residential Properties (First-hand Sales) Ordinance.

Notes:

1. The areas in square feet have been converted from square metres based on a conversion rate of 1 square metre = 10.764 square feet and rounded off to the nearest integer.

2. There is no Verandah in the residential properties of the Development.

1. 每個住宅物業的實用面積是按照《一手住宅物業銷售條例》第8條計算得出的。
2. 在構成住宅物業的一部分的範圍內的露台、工作平台及陽台(如有)之樓面面積是按照《一手住宅物業銷售條例》第8條計算得出的。
3. 在構成住宅物業的一部分的範圍內的其他指明項目(如有)的面積(不計算入實用面積)是按照《一手住宅物業銷售條例》附表2第2部計算得出的。

註：

1. 以平方呎列出的面積由以平方米列出的面積以1平方米 = 10.764平方呎換算並以四捨五入至整數。

2. 發展項目住宅物業並無陽台。

AREA OF RESIDENTIAL PROPERTIES IN THE DEVELOPMENT

發展項目中的住宅物業的面積

Description of Residential Property 物業的描述			Saleable Area (Including Balcony, Utility Platform and Verandah, (if any)) sq. metre (sq. ft) 實用面積 (包括露台，工作平台及陽台(如有)) 平方米(平方呎)	Area of other specified items (Not included in the Saleable Area) sq. metre (sq. ft.) 其他指明項目的面積 (不計算入實用面積) 平方米(平方呎)									
Tower Name 大廈名稱	Floor 樓層	Flat 單位		Air-conditioning plant room 空調機房	Bay window 窗台	Cockloft 閣樓	Flat roof 平台	Garden 花園	Parking space 停車位	Roof 天台	Stairhood 梯屋	Terrace 前庭	Yard 庭院
Tower 1 第1座	16/F 16樓	A	293.789 (3,162) Balcony 露台 : 3.974 (43) Utility Platform 工作平台 : - Verandah 陽台 : -	-	-	-	44.086 (475)	-	-	243.168 (2,617)	2.500 (27)	-	-
		B	141.109 (1,519) Balcony 露台 : 5.110 (55) Utility Platform 工作平台 : 1.500 (16) Verandah 陽台 : -	-	-	-	-	-	-	119.191 (1,283)	3.735 (40)	-	-
		C	117.139 (1,261) Balcony 露台 : 4.197 (45) Utility Platform 工作平台 : - Verandah 陽台 : -	-	-	-	3.634 (39)	-	-	117.674 (1,267)	-	-	-
Tower 2 第2座	G/F 地下	A	77.283 (832) Balcony 露台 : - Utility Platform 工作平台 : - Verandah 陽台 : -	-	-	-	-	45.930 (494)	-	-	-	-	-
		B	41.029 (442) Balcony 露台 : - Utility Platform 工作平台 : - Verandah 陽台 : -	-	-	-	-	40.879 (440)	-	-	-	-	-
		C	30.650 (330) Balcony 露台 : - Utility Platform 工作平台 : - Verandah 陽台 : -	-	-	-	-	28.990 (312)	-	-	-	-	-
		D	77.395 (833) Balcony 露台 : - Utility Platform 工作平台 : - Verandah 陽台 : -	-	-	-	-	76.895 (828)	-	-	-	-	-
		E	47.000 (506) Balcony 露台 : - Utility Platform 工作平台 : - Verandah 陽台 : -	-	-	-	-	39.388 (424)	-	-	-	-	-
		F	46.035 (496) Balcony 露台 : - Utility Platform 工作平台 : - Verandah 陽台 : -	-	-	-	-	45.834 (493)	-	-	-	-	-
		H	27.707 (298) Balcony 露台 : - Utility Platform 工作平台 : - Verandah 陽台 : -	-	-	-	-	16.776 (181)	-	-	-	-	-

1. The saleable area of each residential property is calculated in accordance with Section 8 of the Residential Properties (First-hand Sales) Ordinance.
2. The floor areas of Balcony, Utility Platform and Verandah (if any) to the extent that it forms part of the residential property are calculated in accordance with Section 8 of the Residential Properties (First-hand Sales) Ordinance.
3. The areas of other specified items (if any) (not included in the saleable area) to the extent that it forms part of the residential property are calculated in accordance with Part 2 of Schedule 2 to the Residential Properties (First-hand Sales) Ordinance.

Notes:

1. The areas in square feet have been converted from square metres based on a conversion rate of 1 square metre = 10.764 square feet and rounded off to the nearest integer.

2. There is no Verandah in the residential properties of the Development.

1. 每個住宅物業的實用面積是按照《一手住宅物業銷售條例》第8條計算得出的。
2. 在構成住宅物業的一部分的範圍內的露台、工作平台及陽台(如有)之樓面面積是按照《一手住宅物業銷售條例》第8條計算得出的。
3. 在構成住宅物業的一部分的範圍內的其他指明項目(如有)的面積(不計算入實用面積)是按照《一手住宅物業銷售條例》附表2第2部計算得出的。

註：

1. 以平方呎列出的面積由以平方米列出的面積以1平方米 = 10.764平方呎換算並以四捨五入至整數。

2. 發展項目住宅物業並無陽台。

AREA OF RESIDENTIAL PROPERTIES IN THE DEVELOPMENT

發展項目中的住宅物業的面積

Description of Residential Property 物業的描述			Saleable Area (Including Balcony, Utility Platform and Verandah, (if any)) sq. metre (sq. ft) 實用面積 (包括露台，工作平台及陽台(如有)) 平方米(平方呎)	Area of other specified items (Not included in the Saleable Area) sq. metre (sq. ft.) 其他指明項目的面積 (不計算入實用面積) 平方米(平方呎)									
Tower Name 大廈名稱	Floor 樓層	Flat 單位		Air-conditioning plant room 空調機房	Bay window 窗台	Cockloft 閣樓	Flat roof 平台	Garden 花園	Parking space 停車位	Roof 天台	Stairhood 梯屋	Terrace 前庭	Yard 庭院
Tower 2 第2座	1/F - 3/F, 5/F - 12/F and 15/F - 16/F (4/F, 13/F & 14/F are omitted) 1樓至3樓、 5樓至12樓及 15樓至16樓 (不設4樓、 13樓及14樓)	A	81.620 (879) Balcony 露台 : 2.931(32) Utility Platform 工作平台 : 1.500(16) Verandah 陽台 : -	-	-	-	-	-	-	-	-	-	-
		B	44.638 (480) Balcony 露台 : 2.000(22) Utility Platform 工作平台 : 1.500(16) Verandah 陽台 : -	-	-	-	-	-	-	-	-	-	-
		C	43.631 (470) Balcony 露台 : 2.000(22) Utility Platform 工作平台 : 1.500(16) Verandah 陽台 : -	-	-	-	-	-	-	-	-	-	-
		D	81.399 (876) Balcony 露台 : 2.954(32) Utility Platform 工作平台 : 1.500(16) Verandah 陽台 : -	-	-	-	-	-	-	-	-	-	-
		E	49.000 (527) Balcony 露台 : 2.000(22) Utility Platform 工作平台 : - Verandah 陽台 : -	-	-	-	-	-	-	-	-	-	-
		F	47.519 (511) Balcony 露台 : 2.000(22) Utility Platform 工作平台 : - Verandah 陽台 : -	-	-	-	-	-	-	-	-	-	-
		G	43.894 (472) Balcony 露台 : 2.000(22) Utility Platform 工作平台 : 1.500(16) Verandah 陽台 : -	-	-	-	-	-	-	-	-	-	-
		H	29.346 (316) Balcony 露台 : 2.000(22) Utility Platform 工作平台 : - Verandah 陽台 : -	-	-	-	-	-	-	-	-	-	-
	17/F 17樓	A	156.050(1,680) Balcony 露台 : 3.175(34) Utility Platform 工作平台 : - Verandah 陽台 : -	-	-	-	7.175 (77)	-	-	132.059 (1,421)	-	-	-
		B	119.744 (1,289) Balcony 露台 : 3.515(38) Utility Platform 工作平台 : - Verandah 陽台 : -	-	-	-	8.696 (94)	-	-	115.347 (1,242)	-	-	-
		C	121.475 (1,308) Balcony 露台 : 4.107(44) Utility Platform 工作平台 : 1.500(16) Verandah 陽台 : -	-	-	-	-	-	-	113.812 (1,225)	2.430 (26)	-	-

1. The saleable area of each residential property is calculated in accordance with Section 8 of the Residential Properties (First-hand Sales) Ordinance.
2. The floor areas of Balcony, Utility Platform and Verandah (if any) to the extent that it forms part of the residential property are calculated in accordance with Section 8 of the Residential Properties (First-hand Sales) Ordinance.
3. The areas of other specified items (if any) (not included in the saleable area) to the extent that it forms part of the residential property are calculated in accordance with Part 2 of Schedule 2 to the Residential Properties (First-hand Sales) Ordinance.

Notes:

1. The areas in square feet have been converted from square metres based on a conversion rate of 1 square metre = 10.764 square feet and rounded off to the nearest integer.
2. There is no Verandah in the residential properties of the Development.

1. 每個住宅物業的實用面積是按照《一手住宅物業銷售條例》第8條計算得出的。
2. 在構成住宅物業的一部分的範圍內的露台、工作平台及陽台(如有)之樓面面積是按照《一手住宅物業銷售條例》第8條計算得出的。
3. 在構成住宅物業的一部分的範圍內的其他指明項目(如有)的面積(不計算入實用面積)是按照《一手住宅物業銷售條例》附表2第2部計算得出的。

註：

1. 以平方呎列出的面積由以平方米列出的面積以1平方米 = 10.764平方呎換算並以四捨五入至整數。
2. 發展項目住宅物業並無陽台。

AREA OF RESIDENTIAL PROPERTIES IN THE DEVELOPMENT

發展項目中的住宅物業的面積

Description of Residential Property 物業的描述			Saleable Area (Including Balcony, Utility Platform and Verandah, (if any)) sq. metre (sq. ft) 實用面積 (包括露台，工作平台及陽台(如有)) 平方米(平方呎)	Area of other specified items (Not included in the Saleable Area) sq. metre (sq. ft.) 其他指明項目的面積(不計算入實用面積) 平方米(平方呎)									
Tower Name 大廈名稱	Floor 樓層	Flat 單位		Air-conditioning plant room 空調機房	Bay window 窗台	Cockloft 閣樓	Flat roof 平台	Garden 花園	Parking space 停車位	Roof 天台	Stairhood 梯屋	Terrace 前庭	Yard 庭院
Tower 3 第3座	G/F 地下	E	47.835 (515) Balcony 露台 : - Utility Platform 工作平台 : - Verandah 陽台 : -	-	-	-	-	20.866 (225)	-	-	-	-	-
		F	26.763 (288) Balcony 露台 : - Utility Platform 工作平台 : - Verandah 陽台 : -	-	-	-	-	16.167 (174)	-	-	-	-	-
		G	26.733 (288) Balcony 露台 : - Utility Platform 工作平台 : - Verandah 陽台 : -	-	-	-	-	15.465 (166)	-	-	-	-	-
		H	41.358 (445) Balcony 露台 : - Utility Platform 工作平台 : - Verandah 陽台 : -	-	-	-	-	28.195 (303)	-	-	-	-	-
		J	41.667 (449) Balcony 露台 : - Utility Platform 工作平台 : - Verandah 陽台 : -	-	-	-	-	41.268 (444)	-	-	-	-	-
		K	44.586 (480) Balcony 露台 : - Utility Platform 工作平台 : - Verandah 陽台 : -	-	-	-	-	24.341 (262)	-	-	-	-	-
	1/F 1樓	A	76.972 (829) Balcony 露台 : 2.770(30) Utility Platform 工作平台 : 1.500(16) Verandah 陽台 : -	-	-	-	-	-	-	-	-	-	-
		B	46.276 (498) Balcony 露台 : 2.000(22) Utility Platform 工作平台 : 1.500(16) Verandah 陽台 : -	-	-	-	-	-	-	-	-	-	-
		C	81.348 (876) Balcony 露台 : 2.898(31) Utility Platform 工作平台 : 1.500(16) Verandah 陽台 : -	-	-	-	4.411 (47)	-	-	-	-	-	-
		D	48.811 (525) Balcony 露台 : 2.000(22) Utility Platform 工作平台 : 1.500(16) Verandah 陽台 : -	-	-	-	4.609 (50)	-	-	-	-	-	-
		E	28.805 (310) Balcony 露台 : 2.000(22) Utility Platform 工作平台 : - Verandah 陽台 : -	-	-	-	-	-	-	-	-	-	-

1. The saleable area of each residential property is calculated in accordance with Section 8 of the Residential Properties (First-hand Sales) Ordinance.

2. The floor areas of Balcony, Utility Platform and Verandah (if any) to the extent that it forms part of the residential property are calculated in accordance with Section 8 of the Residential Properties (First-hand Sales) Ordinance.

3. The areas of other specified items (if any) (not included in the saleable area) to the extent that it forms part of the residential property are calculated in accordance with Part 2 of Schedule 2 to the Residential Properties (First-hand Sales) Ordinance.

Notes:

1. The areas in square feet have been converted from square metres based on a conversion rate of 1 square metre = 10.764 square feet and rounded off to the nearest integer.

2. There is no Verandah in the residential properties of the Development.

1. 每個住宅物業的實用面積是按照《一手住宅物業銷售條例》第8條計算得出的。

2. 在構成住宅物業的一部分的範圍內的露台、工作平台及陽台(如有)之樓面面積是按照《一手住宅物業銷售條例》第8條計算得出的。

3. 在構成住宅物業的一部分的範圍內的其他指明項目(如有)的面積(不計算入實用面積)是按照《一手住宅物業銷售條例》附表2第2部計算得出的。

註：

1. 以平方呎列出的面積由以平方米列出的面積以1平方米 = 10.764平方呎換算並以四捨五入至整數。

2. 發展項目住宅物業並無陽台。

AREA OF RESIDENTIAL PROPERTIES IN THE DEVELOPMENT

發展項目中的住宅物業的面積

Description of Residential Property 物業的描述			Saleable Area (Including Balcony, Utility Platform and Verandah, (if any)) sq. metre (sq. ft) 實用面積 (包括露台，工作平台及陽台(如有)) 平方米(平方呎)	Area of other specified items (Not included in the Saleable Area) sq. metre (sq. ft.) 其他指明項目的面積 (不計算入實用面積) 平方米(平方呎)									
Tower Name 大廈名稱	Floor 樓層	Flat 單位		Air-conditioning plant room 空調機房	Bay window 窗台	Cockloft 閣樓	Flat roof 平台	Garden 花園	Parking space 停車位	Roof 天台	Stairhood 梯屋	Terrace 前庭	Yard 庭院
Tower 3 第3座	1/F 1樓	F	28.763 (310) Balcony 露台 : 2.000(22) Utility Platform 工作平台 : - Verandah 陽台 : -	-	-	-	-	-	-	-	-	-	-
		G	28.733 (309) Balcony 露台 : 2.000(22) Utility Platform 工作平台 : - Verandah 陽台 : -	-	-	-	-	-	-	-	-	-	-
		H	44.867 (483) Balcony 露台 : 2.000(22) Utility Platform 工作平台 : 1.500(16) Verandah 陽台 : -	-	-	-	-	-	-	-	-	-	-
		J	45.158 (486) Balcony 露台 : 2.000(22) Utility Platform 工作平台 : 1.500(16) Verandah 陽台 : -	-	-	-	-	-	-	-	-	-	-
		K	48.074 (517) Balcony 露台 : 2.000(22) Utility Platform 工作平台 : 1.500(16) Verandah 陽台 : -	-	-	-	-	-	-	-	-	-	-
		L	43.387 (467) Balcony 露台 : 2.000(22) Utility Platform 工作平台 : - Verandah 陽台 : -	-	-	-	4.680 (50)	-	-	-	-	-	-
	2/F - 3/F, 5/F - 12/F and 15/F - 16/F (4/F, 13/F & 14/F are omitted) 2樓至3樓、 5樓至12樓及 15樓至16樓 (不設4樓、 13樓及14樓)	A	76.972 (829) Balcony 露台 : 2.770(30) Utility Platform 工作平台 : 1.500(16) Verandah 陽台 : -	-	-	-	-	-	-	-	-	-	-
		B	46.276 (498) Balcony 露台 : 2.000(22) Utility Platform 工作平台 : 1.500(16) Verandah 陽台 : -	-	-	-	-	-	-	-	-	-	-
		C	81.348 (876) Balcony 露台 : 2.898(31) Utility Platform 工作平台 : 1.500(16) Verandah 陽台 : -	-	-	-	-	-	-	-	-	-	-
		D	48.811 (525) Balcony 露台 : 2.000(22) Utility Platform 工作平台 : 1.500(16) Verandah 陽台 : -	-	-	-	-	-	-	-	-	-	-
		E	28.805 (310) Balcony 露台 : 2.000(22) Utility Platform 工作平台 : - Verandah 陽台 : -	-	-	-	-	-	-	-	-	-	-

1. The saleable area of each residential property is calculated in accordance with Section 8 of the Residential Properties (First-hand Sales) Ordinance.
2. The floor areas of Balcony, Utility Platform and Verandah (if any) to the extent that it forms part of the residential property are calculated in accordance with Section 8 of the Residential Properties (First-hand Sales) Ordinance.
3. The areas of other specified items (if any) (not included in the saleable area) to the extent that it forms part of the residential property are calculated in accordance with Part 2 of Schedule 2 to the Residential Properties (First-hand Sales) Ordinance.

Notes:

1. The areas in square feet have been converted from square metres based on a conversion rate of 1 square metre = 10.764 square feet and rounded off to the nearest integer.

2. There is no Verandah in the residential properties of the Development.

1. 每個住宅物業的實用面積是按照《一手住宅物業銷售條例》第8條計算得出的。
2. 在構成住宅物業的一部分的範圍內的露台、工作平台及陽台(如有)之樓面面積是按照《一手住宅物業銷售條例》第8條計算得出的。
3. 在構成住宅物業的一部分的範圍內的其他指明項目(如有)的面積(不計算入實用面積)是按照《一手住宅物業銷售條例》附表2第2部計算得出的。

註：

1. 以平方呎列出的面積由以平方米列出的面積以1平方米 = 10.764平方呎換算並以四捨五入至整數。

2. 發展項目住宅物業並無陽台。

AREA OF RESIDENTIAL PROPERTIES IN THE DEVELOPMENT

發展項目中的住宅物業的面積

Description of Residential Property 物業的描述			Saleable Area (Including Balcony, Utility Platform and Verandah, (if any)) sq. metre (sq. ft) 實用面積 (包括露台，工作平台及陽台(如有)) 平方米(平方呎)	Area of other specified items (Not included in the Saleable Area) sq. metre (sq. ft.) 其他指明項目的面積(不計算入實用面積) 平方米(平方呎)									
Tower Name 大廈名稱	Floor 樓層	Flat 單位		Air-conditioning plant room 空調機房	Bay window 窗台	Cockloft 閣樓	Flat roof 平台	Garden 花園	Parking space 停車位	Roof 天台	Stairhood 梯屋	Terrace 前庭	Yard 庭院
Tower 3 第3座	2/F - 3/F, 5/F - 12/F and 15/F - 16/F (4/F, 13/F & 14/F are omitted) 2樓至3樓、 5樓至12樓及 15樓至16樓 (不設4樓、 13樓及14樓)	F	28.763 (310) Balcony 露台 : 2.000(22) Utility Platform 工作平台 : - Verandah 陽台 : -	-	-	-	-	-	-	-	-	-	-
		G	28.733 (309) Balcony 露台 : 2.000(22) Utility Platform 工作平台 : - Verandah 陽台 : -	-	-	-	-	-	-	-	-	-	-
		H	44.867 (483) Balcony 露台 : 2.000(22) Utility Platform 工作平台 : 1.500(16) Verandah 陽台 : -	-	-	-	-	-	-	-	-	-	-
		J	45.158 (486) Balcony 露台 : 2.000(22) Utility Platform 工作平台 : 1.500(16) Verandah 陽台 : -	-	-	-	-	-	-	-	-	-	-
		K	48.074 (517) Balcony 露台 : 2.000(22) Utility Platform 工作平台 : 1.500(16) Verandah 陽台 : -	-	-	-	-	-	-	-	-	-	-
		L	44.887 (483) Balcony 露台 : 2.000(22) Utility Platform 工作平台 : 1.500(16) Verandah 陽台 : -	-	-	-	-	-	-	-	-	-	-
	17/F 17樓	A	103.477 (1,114) Balcony 露台 : 3.693(40) Utility Platform 工作平台 : 1.500(16) Verandah 陽台 : -	-	-	-	-	-	-	81.545 (878)	-	-	-
		B	125.574 (1,352) Balcony 露台 : 4.033(43) Utility Platform 工作平台 : 1.500(16) Verandah 陽台 : -	-	-	-	-	-	-	111.092 (1,196)	1.845 (20)	-	-
		C	109.321 (1,177) Balcony 露台 : 3.928(42) Utility Platform 工作平台 : 1.500(16) Verandah 陽台 : -	-	-	-	-	-	-	97.717 (1,052)	2.494 (27)	-	-
		D	91.574 (986) Balcony 露台 : 3.249(35) Utility Platform 工作平台 : 1.500(16) Verandah 陽台 : -	-	-	-	-	-	-	75.945 (817)	2.529 (27)	-	-
		E	91.810 (988) Balcony 露台 : 3.372(36) Utility Platform 工作平台 : 1.500(16) Verandah 陽台 : -	-	-	-	-	-	-	82.903 (892)	-	-	-

1. The saleable area of each residential property is calculated in accordance with Section 8 of the Residential Properties (First-hand Sales) Ordinance.

2. The floor areas of Balcony, Utility Platform and Verandah (if any) to the extent that it forms part of the residential property are calculated in accordance with Section 8 of the Residential Properties (First-hand Sales) Ordinance.

3. The areas of other specified items (if any) (not included in the saleable area) to the extent that it forms part of the residential property are calculated in accordance with Part 2 of Schedule 2 to the Residential Properties (First-hand Sales) Ordinance.

Notes:

1. The areas in square feet have been converted from square metres based on a conversion rate of 1 square metre = 10.764 square feet and rounded off to the nearest integer.

2. There is no Verandah in the residential properties of the Development.

1. 每個住宅物業的實用面積是按照《一手住宅物業銷售條例》第8條計算得出的。

2. 在構成住宅物業的一部分的範圍內的露台、工作平台及陽台(如有)之樓面面積是按照《一手住宅物業銷售條例》第8條計算得出的。

3. 在構成住宅物業的一部分的範圍內的其他指明項目(如有)的面積(不計算入實用面積)是按照《一手住宅物業銷售條例》附表2第2部計算得出的。

註：

1. 以平方呎列出的面積由以平方米列出的面積以1平方米 = 10.764平方呎換算並以四捨五入至整數。

2. 發展項目住宅物業並無陽台。

AREA OF RESIDENTIAL PROPERTIES IN THE DEVELOPMENT

發展項目中的住宅物業的面積

Description of Residential Property 物業的描述			Saleable Area (Including Balcony, Utility Platform and Verandah, (if any)) sq. metre (sq. ft) 實用面積 (包括露台，工作平台及陽台(如有)) 平方米(平方呎)	Area of other specified items (Not included in the Saleable Area) sq. metre (sq. ft.) 其他指明項目的面積(不計算入實用面積) 平方米(平方呎)									
Tower Name 大廈名稱	Floor 樓層	Flat 單位		Air-conditioning plant room 空調機房	Bay window 窗台	Cockloft 閣樓	Flat roof 平台	Garden 花園	Parking space 停車位	Roof 天台	Stairhood 梯屋	Terrace 前庭	Yard 庭院
Tower 5 第5座	G/F 地下	C	28.115 (303) Balcony 露台 : - Utility Platform 工作平台 : - Verandah 陽台 : -	-	-	-	-	22.955 (247)	-	-	-	-	-
		D	41.884 (451) Balcony 露台 : - Utility Platform 工作平台 : - Verandah 陽台 : -	-	-	-	-	37.266 (401)	-	-	-	-	-
		E	26.733 (288) Balcony 露台 : - Utility Platform 工作平台 : - Verandah 陽台 : -	-	-	-	-	18.574 (200)	-	-	-	-	-
		F	26.287 (283) Balcony 露台 : - Utility Platform 工作平台 : - Verandah 陽台 : -	-	-	-	-	19.436 (209)	-	-	-	-	-
		G	27.365 (295) Balcony 露台 : - Utility Platform 工作平台 : - Verandah 陽台 : -	-	-	-	-	18.689 (201)	-	-	-	-	-
	1/F 1樓	A	79.371 (854) Balcony 露台 : 2.851(31) Utility Platform 工作平台 : 1.500(16) Verandah 陽台 : -	-	-	-	-	-	-	-	-	-	-
		B	42.069 (453) Balcony 露台 : 2.000(22) Utility Platform 工作平台 : 1.500(16) Verandah 陽台 : -	-	-	-	-	-	-	-	-	-	-
		C	29.552 (318) Balcony 露台 : 2.000(22) Utility Platform 工作平台 : - Verandah 陽台 : -	-	-	-	-	-	-	-	-	-	-
		D	45.384 (489) Balcony 露台 : 2.000(22) Utility Platform 工作平台 : 1.500(16) Verandah 陽台 : -	-	-	-	-	-	-	-	-	-	-
		E	28.733 (309) Balcony 露台 : 2.000(22) Utility Platform 工作平台 : - Verandah 陽台 : -	-	-	-	-	-	-	-	-	-	-
		F	28.578 (308) Balcony 露台 : 2.000(22) Utility Platform 工作平台 : - Verandah 陽台 : -	-	-	-	-	-	-	-	-	-	-

1. The saleable area of each residential property is calculated in accordance with Section 8 of the Residential Properties (First-hand Sales) Ordinance.

2. The floor areas of Balcony, Utility Platform and Verandah (if any) to the extent that it forms part of the residential property are calculated in accordance with Section 8 of the Residential Properties (First-hand Sales) Ordinance.

3. The areas of other specified items (if any) (not included in the saleable area) to the extent that it forms part of the residential property are calculated in accordance with Part 2 of Schedule 2 to the Residential Properties (First-hand Sales) Ordinance.

Notes:

1. The areas in square feet have been converted from square metres based on a conversion rate of 1 square metre = 10.764 square feet and rounded off to the nearest integer.

2. There is no Verandah in the residential properties of the Development.

1. 每個住宅物業的實用面積是按照《一手住宅物業銷售條例》第8條計算得出的。

2. 在構成住宅物業的一部分的範圍內的露台、工作平台及陽台(如有)之樓面面積是按照《一手住宅物業銷售條例》第8條計算得出的。

3. 在構成住宅物業的一部分的範圍內的其他指明項目(如有)的面積(不計算入實用面積)是按照《一手住宅物業銷售條例》附表2第2部計算得出的。

註：

1. 以平方呎列出的面積由以平方米列出的面積以1平方米 = 10.764平方呎換算並以四捨五入至整數。

2. 發展項目住宅物業並無陽台。

AREA OF RESIDENTIAL PROPERTIES IN THE DEVELOPMENT

發展項目中的住宅物業的面積

Description of Residential Property 物業的描述			Saleable Area (Including Balcony, Utility Platform and Verandah, (if any)) sq. metre (sq. ft) 實用面積 (包括露台，工作平台及陽台(如有)) 平方米(平方呎)	Area of other specified items (Not included in the Saleable Area) sq. metre (sq. ft.) 其他指明項目的面積(不計算入實用面積) 平方米(平方呎)									
Tower Name 大廈名稱	Floor 樓層	Flat 單位		Air-conditioning plant room 空調機房	Bay window 窗台	Cockloft 閣樓	Flat roof 平台	Garden 花園	Parking space 停車位	Roof 天台	Stairhood 梯屋	Terrace 前庭	Yard 庭院
Tower 5 第5座	1/F 1樓	G	29.197 (314) Balcony 露台 : 2.000(22) Utility Platform 工作平台 : - Verandah 陽台 : -	-	-	-	-	-	-	-	-	-	-
		H	48.895 (526) Balcony 露台 : 2.000(22) Utility Platform 工作平台 : - Verandah 陽台 : -	-	-	-	6.324 (68)	-	-	-	-	-	-
		J	48.593 (523) Balcony 露台 : 2.000(22) Utility Platform 工作平台 : - Verandah 陽台 : -	-	-	-	5.699 (61)	-	-	-	-	-	-
		K	28.968 (312) Balcony 露台 : 2.000(22) Utility Platform 工作平台 : - Verandah 陽台 : -	-	-	-	-	-	-	-	-	-	-
	2/F - 3/F and 5/F - 12/F (4/F, 13/F & 14/F are omitted) 2樓至3樓及 5樓至12樓 (不設4樓、 13樓及14樓)	A	79.371 (854) Balcony 露台 : 2.851(31) Utility Platform 工作平台 : 1.500(16) Verandah 陽台 : -	-	-	-	-	-	-	-	-	-	-
		B	42.069 (453) Balcony 露台 : 2.000(22) Utility Platform 工作平台 : 1.500(16) Verandah 陽台 : -	-	-	-	-	-	-	-	-	-	-
		C	29.552 (318) Balcony 露台 : 2.000(22) Utility Platform 工作平台 : - Verandah 陽台 : -	-	-	-	-	-	-	-	-	-	-
		D	45.384 (489) Balcony 露台 : 2.000(22) Utility Platform 工作平台 : 1.500(16) Verandah 陽台 : -	-	-	-	-	-	-	-	-	-	-
		E	28.733 (309) Balcony 露台 : 2.000(22) Utility Platform 工作平台 : - Verandah 陽台 : -	-	-	-	-	-	-	-	-	-	-
		F	28.578 (308) Balcony 露台 : 2.000(22) Utility Platform 工作平台 : - Verandah 陽台 : -	-	-	-	-	-	-	-	-	-	-
		G	29.197 (314) Balcony 露台 : 2.000(22) Utility Platform 工作平台 : - Verandah 陽台 : -	-	-	-	-	-	-	-	-	-	-

1. The saleable area of each residential property is calculated in accordance with Section 8 of the Residential Properties (First-hand Sales) Ordinance.

2. The floor areas of Balcony, Utility Platform and Verandah (if any) to the extent that it forms part of the residential property are calculated in accordance with Section 8 of the Residential Properties (First-hand Sales) Ordinance.

3. The areas of other specified items (if any) (not included in the saleable area) to the extent that it forms part of the residential property are calculated in accordance with Part 2 of Schedule 2 to the Residential Properties (First-hand Sales) Ordinance.

Notes:

1. The areas in square feet have been converted from square metres based on a conversion rate of 1 square metre = 10.764 square feet and rounded off to the nearest integer.

2. There is no Verandah in the residential properties of the Development.

1. 每個住宅物業的實用面積是按照《一手住宅物業銷售條例》第8條計算得出的。

2. 在構成住宅物業的一部分的範圍內的露台、工作平台及陽台(如有)之樓面面積是按照《一手住宅物業銷售條例》第8條計算得出的。

3. 在構成住宅物業的一部分的範圍內的其他指明項目(如有)的面積(不計算入實用面積)是按照《一手住宅物業銷售條例》附表2第2部計算得出的。

註：

1. 以平方呎列出的面積由以平方米列出的面積以1平方米 = 10.764平方呎換算並以四捨五入至整數。

2. 發展項目住宅物業並無陽台。

AREA OF RESIDENTIAL PROPERTIES IN THE DEVELOPMENT

發展項目中的住宅物業的面積

Description of Residential Property 物業的描述			Saleable Area (Including Balcony, Utility Platform and Verandah, (if any)) sq. metre (sq. ft) 實用面積 (包括露台，工作平台及陽台(如有)) 平方米(平方呎)	Area of other specified items (Not included in the Saleable Area) sq. metre (sq. ft.) 其他指明項目的面積 (不計算入實用面積) 平方米(平方呎)									
Tower Name 大廈名稱	Floor 樓層	Flat 單位		Air-conditioning plant room 空調機房	Bay window 窗台	Cockloft 閣樓	Flat roof 平台	Garden 花園	Parking space 停車位	Roof 天台	Stairhood 梯屋	Terrace 前庭	Yard 庭院
Tower 5 第5座	2/F - 3/F and 5/F - 12/F (4/F, 13/F & 14/F are omitted) 2樓至3樓及5樓至12樓 (不設4樓、13樓及14樓)	H	48.895 (526) Balcony 露台 : 2.000(22) Utility Platform 工作平台 : - Verandah 陽台 : -	-	-	-	-	-	-	-	-	-	-
		J	48.593 (523) Balcony 露台 : 2.000(22) Utility Platform 工作平台 : - Verandah 陽台 : -	-	-	-	-	-	-	-	-	-	-
		K	28.968 (312) Balcony 露台 : 2.000(22) Utility Platform 工作平台 : - Verandah 陽台 : -	-	-	-	-	-	-	-	-	-	-
	15/F 15樓	A	91.898 (989) Balcony 露台 : 3.135(34) Utility Platform 工作平台 : 1.500(16) Verandah 陽台 : -	-	-	-	-	-	-	83.105 (895)	-	-	-
		B	55.605 (599) Balcony 露台 : 2.000(22) Utility Platform 工作平台 : - Verandah 陽台 : -	-	-	-	-	-	-	55.582 (598)	2.734 (29)	-	-
		C	78.437 (844) Balcony 露台 : 2.603(28) Utility Platform 工作平台 : 1.500(16) Verandah 陽台 : -	-	-	-	-	-	-	73.610 (792)	2.025 (22)	-	-
		D	112.136 (1,207) Balcony 露台 : 3.306(36) Utility Platform 工作平台 : 1.500(16) Verandah 陽台 : -	-	-	-	-	-	-	93.403 (1,005)	2.543 (27)	-	-
		E	79.537 (856) Balcony 露台 : 2.517(27) Utility Platform 工作平台 : 1.500(16) Verandah 陽台 : -	-	-	-	-	-	-	68.139 (733)	1.935 (21)	-	-

1. The saleable area of each residential property is calculated in accordance with Section 8 of the Residential Properties (First-hand Sales) Ordinance.
2. The floor areas of Balcony, Utility Platform and Verandah (if any) to the extent that it forms part of the residential property are calculated in accordance with Section 8 of the Residential Properties (First-hand Sales) Ordinance.
3. The areas of other specified items (if any) (not included in the saleable area) to the extent that it forms part of the residential property are calculated in accordance with Part 2 of Schedule 2 to the Residential Properties (First-hand Sales) Ordinance.

Notes:

1. The areas in square feet have been converted from square metres based on a conversion rate of 1 square metre = 10.764 square feet and rounded off to the nearest integer.

2. There is no Verandah in the residential properties of the Development.

1. 每個住宅物業的實用面積是按照《一手住宅物業銷售條例》第8條計算得出的。
2. 在構成住宅物業的一部分的範圍內的露台、工作平台及陽台(如有)之樓面面積是按照《一手住宅物業銷售條例》第8條計算得出的。
3. 在構成住宅物業的一部分的範圍內的其他指明項目(如有)的面積(不計算入實用面積)是按照《一手住宅物業銷售條例》附表2第2部計算得出的。

註：

1. 以平方呎列出的面積由以平方米列出的面積以1平方米 = 10.764平方呎換算並以四捨五入至整數。

2. 發展項目住宅物業並無陽台。

AREA OF RESIDENTIAL PROPERTIES IN THE DEVELOPMENT

發展項目中的住宅物業的面積

Description of Residential Property 物業的描述			Saleable Area (Including Balcony, Utility Platform and Verandah, (if any)) sq. metre (sq. ft) 實用面積 (包括露台，工作平台及陽台(如有)) 平方米(平方呎)	Area of other specified items (Not included in the Saleable Area) sq. metre (sq. ft.) 其他指明項目的面積 (不計算入實用面積) 平方米(平方呎)									
Tower Name 大廈名稱	Floor 樓層	Flat 單位		Air-conditioning plant room 空調機房	Bay window 窗台	Cockloft 閣樓	Flat roof 平台	Garden 花園	Parking space 停車位	Roof 天台	Stairhood 梯屋	Terrace 前庭	Yard 庭院
Block H17 - H18 第H17 - H18座	1/F 1樓	H17-A	43.396 (467) Balcony 露台 : - Utility Platform 工作平台 : - Verandah 陽台 : -	-	-	-	32.911 (354)	-	-	-	-	-	-
		H17-B	25.446 (274) Balcony 露台 : 2.000(22) Utility Platform 工作平台 : - Verandah 陽台 : -	-	-	-	-	-	-	-	-	-	-
		H18-A	41.710 (449) Balcony 露台 : - Utility Platform 工作平台 : - Verandah 陽台 : -	-	-	-	30.991 (334)	-	-	-	-	-	-
		H18-B	25.159 (271) Balcony 露台 : 2.000(22) Utility Platform 工作平台 : - Verandah 陽台 : -	-	-	-	-	-	-	-	-	-	-
	2/F - 3/F 2樓至3樓	H17-A	45.396 (489) Balcony 露台 : 2.000(22) Utility Platform 工作平台 : - Verandah 陽台 : -	-	-	-	-	-	-	-	-	-	-
		H17-B	25.446 (274) Balcony 露台 : 2.000(22) Utility Platform 工作平台 : - Verandah 陽台 : -	-	-	-	-	-	-	-	-	-	-
		H18-A	43.710 (470) Balcony 露台 : 2.000(22) Utility Platform 工作平台 : - Verandah 陽台 : -	-	-	-	-	-	-	-	-	-	-
		H18-B	25.159 (271) Balcony 露台 : 2.000(22) Utility Platform 工作平台 : - Verandah 陽台 : -	-	-	-	-	-	-	-	-	-	-
	5/F 5樓	H17-A	45.396 (489) Balcony 露台 : 2.000(22) Utility Platform 工作平台 : - Verandah 陽台 : -	-	-	-	-	-	-	39.326 (423)	-	-	-
		H17-B	25.446 (274) Balcony 露台 : 2.000(22) Utility Platform 工作平台 : - Verandah 陽台 : -	-	-	-	-	-	-	20.585 (222)	-	-	-

1. The saleable area of each residential property is calculated in accordance with Section 8 of the Residential Properties (First-hand Sales) Ordinance.
2. The floor areas of Balcony, Utility Platform and Verandah (if any) to the extent that it forms part of the residential property are calculated in accordance with Section 8 of the Residential Properties (First-hand Sales) Ordinance.
3. The areas of other specified items (if any) (not included in the saleable area) to the extent that it forms part of the residential property are calculated in accordance with Part 2 of Schedule 2 to the Residential Properties (First-hand Sales) Ordinance.

Notes:

1. The areas in square feet have been converted from square metres based on a conversion rate of 1 square metre = 10.764 square feet and rounded off to the nearest integer.

2. There is no Verandah in the residential properties of the Development.

3. 4/F is omitted.

1. 每個住宅物業的實用面積是按照《一手住宅物業銷售條例》第8條計算得出的。
2. 在構成住宅物業的一部分的範圍內的露台、工作平台及陽台(如有)之樓面面積是按照《一手住宅物業銷售條例》第8條計算得出的。
3. 在構成住宅物業的一部分的範圍內的其他指明項目(如有)的面積(不計算入實用面積)是按照《一手住宅物業銷售條例》附表2第2部計算得出的。

註：

1. 以平方呎列出的面積由以平方米列出的面積以1平方米 = 10.764平方呎換算並以四捨五入至整數。

2. 發展項目住宅物業並無陽台。

3. 不設4樓。

AREA OF RESIDENTIAL PROPERTIES IN THE DEVELOPMENT

發展項目中的住宅物業的面積

Description of Residential Property 物業的描述			Saleable Area (Including Balcony, Utility Platform and Verandah, (if any)) sq. metre (sq. ft) 實用面積 (包括露台，工作平台及陽台(如有)) 平方米(平方呎)	Area of other specified items (Not included in the Saleable Area) sq. metre (sq. ft.) 其他指明項目的面積 (不計算入實用面積) 平方米(平方呎)									
Tower Name 大廈名稱	Floor 樓層	Flat 單位		Air-conditioning plant room 空調機房	Bay window 窗台	Cockloft 閣樓	Flat roof 平台	Garden 花園	Parking space 停車位	Roof 天台	Stairhood 梯屋	Terrace 前庭	Yard 庭院
Block H17-H18 第H17 - H18座	5/F 5樓	H18-A	43.710 (470) Balcony 露台 : 2.000(22) Utility Platform 工作平台 : - Verandah 陽台 : -	-	-	-	-	-	-	35.251 (379)	-	-	-
		H18-B	25.159 (271) Balcony 露台 : 2.000(22) Utility Platform 工作平台 : - Verandah 陽台 : -	-	-	-	-	-	-	21.085 (227)	-	-	-
Block H19-H20 第H19 - H20座	1/F 1樓	H19-A	43.052 (463) Balcony 露台 : - Utility Platform 工作平台 : - Verandah 陽台 : -	-	-	-	31.531 (339)	-	-	-	-	-	-
		H19-B	25.202(271) Balcony 露台 : 2.000(22) Utility Platform 工作平台 : - Verandah 陽台 : -	-	-	-	-	-	-	-	-	-	-
		H20-A	42.290 (455) Balcony 露台 : - Utility Platform 工作平台 : - Verandah 陽台 : -	-	-	-	31.651 (341)	-	-	-	-	-	-
		H20-B	25.458 (274) Balcony 露台 : 2.000(22) Utility Platform 工作平台 : - Verandah 陽台 : -	-	-	-	-	-	-	-	-	-	-
	2/F - 3/F 2樓至3樓	H19-A	45.052 (485) Balcony 露台 : 2.000(22) Utility Platform 工作平台 : - Verandah 陽台 : -	-	-	-	-	-	-	-	-	-	-
		H19-B	25.202 (271) Balcony 露台 : 2.000(22) Utility Platform 工作平台 : - Verandah 陽台 : -	-	-	-	-	-	-	-	-	-	-
		H20-A	44.290 (477) Balcony 露台 : 2.000(22) Utility Platform 工作平台 : - Verandah 陽台 : -	-	-	-	-	-	-	-	-	-	-
		H20-B	25.458 (274) Balcony 露台 : 2.000(22) Utility Platform 工作平台 : - Verandah 陽台 : -	-	-	-	-	-	-	-	-	-	-

1. The saleable area of each residential property is calculated in accordance with Section 8 of the Residential Properties (First-hand Sales) Ordinance.
2. The floor areas of Balcony, Utility Platform and Verandah (if any) to the extent that it forms part of the residential property are calculated in accordance with Section 8 of the Residential Properties (First-hand Sales) Ordinance.
3. The areas of other specified items (if any) (not included in the saleable area) to the extent that it forms part of the residential property are calculated in accordance with Part 2 of Schedule 2 to the Residential Properties (First-hand Sales) Ordinance.

Notes:

1. The areas in square feet have been converted from square metres based on a conversion rate of 1 square metre = 10.764 square feet and rounded off to the nearest integer.

2. There is no Verandah in the residential properties of the Development.

3. 4/F is omitted.

1. 每個住宅物業的實用面積是按照《一手住宅物業銷售條例》第8條計算得出的。
2. 在構成住宅物業的一部分的範圍內的露台、工作平台及陽台(如有)之樓面面積是按照《一手住宅物業銷售條例》第8條計算得出的。
3. 在構成住宅物業的一部分的範圍內的其他指明項目(如有)的面積(不計算入實用面積)是按照《一手住宅物業銷售條例》附表2第2部計算得出的。

註：

1. 以平方呎列出的面積由以平方米列出的面積以1平方米 = 10.764平方呎換算並以四捨五入至整數。

2. 發展項目住宅物業並無陽台。

3. 不設4樓。

AREA OF RESIDENTIAL PROPERTIES IN THE DEVELOPMENT

發展項目中的住宅物業的面積

Description of Residential Property 物業的描述			Saleable Area (Including Balcony, Utility Platform and Verandah, (if any)) sq. metre (sq. ft) 實用面積 (包括露台，工作平台及陽台(如有)) 平方米(平方呎)	Area of other specified items (Not included in the Saleable Area) sq. metre (sq. ft.) 其他指明項目的面積 (不計算入實用面積) 平方米(平方呎)									
Tower Name 大廈名稱	Floor 樓層	Flat 單位		Air-conditioning plant room 空調機房	Bay window 窗台	Cockloft 閣樓	Flat roof 平台	Garden 花園	Parking space 停車位	Roof 天台	Stairhood 梯屋	Terrace 前庭	Yard 庭院
Block H19-H20 第H19 - H20座	5/F 5樓	H19-A	45.052 (485) Balcony 露台 : 2.000(22) Utility Platform 工作平台 : - Verandah 陽台 : -	-	-	-	-	-	-	35.541 (383)	-	-	-
		H19-B	25.202 (271) Balcony 露台 : 2.000(22) Utility Platform 工作平台 : - Verandah 陽台 : -	-	-	-	-	-	-	20.515 (221)	-	-	-
		H20-A	44.290 (477) Balcony 露台 : 2.000(22) Utility Platform 工作平台 : - Verandah 陽台 : -	-	-	-	-	-	-	38.410 (413)	-	-	-
		H20-B	25.458 (274) Balcony 露台 : 2.000(22) Utility Platform 工作平台 : - Verandah 陽台 : -	-	-	-	-	-	-	20.942 (225)	-	-	-
Block H21 第H21座	1/F 1樓	H21-A	51.753 (557) Balcony 露台 : - Utility Platform 工作平台 : - Verandah 陽台 : -	-	-	-	44.066 (474)	-	-	-	-	-	-
		H21-B	26.683 (287) Balcony 露台 : 2.000(22) Utility Platform 工作平台 : - Verandah 陽台 : -	-	-	-	-	-	-	-	-	-	-
	2/F - 3/F 2樓至3樓	H21-A	53.753 (579) Balcony 露台 : 2.000(22) Utility Platform 工作平台 : - Verandah 陽台 : -	-	-	-	-	-	-	-	-	-	-
		H21-B	26.683 (287) Balcony 露台 : 2.000(22) Utility Platform 工作平台 : - Verandah 陽台 : -	-	-	-	-	-	-	-	-	-	-
	5/F 5樓	H21-A	53.753 (579) Balcony 露台 : 2.000(22) Utility Platform 工作平台 : - Verandah 陽台 : -	-	-	-	-	-	-	46.274 (498)	-	-	-
		H21-B	26.683 (287) Balcony 露台 : 2.000(22) Utility Platform 工作平台 : - Verandah 陽台 : -	-	-	-	-	-	-	21.943 (236)	-	-	-

1. The saleable area of each residential property is calculated in accordance with Section 8 of the Residential Properties (First-hand Sales) Ordinance.
2. The floor areas of Balcony, Utility Platform and Verandah (if any) to the extent that it forms part of the residential property are calculated in accordance with Section 8 of the Residential Properties (First-hand Sales) Ordinance.
3. The areas of other specified items (if any) (not included in the saleable area) to the extent that it forms part of the residential property are calculated in accordance with Part 2 of Schedule 2 to the Residential Properties (First-hand Sales) Ordinance.

Notes:

1. The areas in square feet have been converted from square metres based on a conversion rate of 1 square metre = 10.764 square feet and rounded off to the nearest integer.

2. There is no Verandah in the residential properties of the Development.

3. 4/F is omitted.

1. 每個住宅物業的實用面積是按照《一手住宅物業銷售條例》第8條計算得出的。
2. 在構成住宅物業的一部分的範圍內的露台、工作平台及陽台(如有)之樓面面積是按照《一手住宅物業銷售條例》第8條計算得出的。
3. 在構成住宅物業的一部分的範圍內的其他指明項目(如有)的面積(不計算入實用面積)是按照《一手住宅物業銷售條例》附表2第2部計算得出的。

註：

1. 以平方呎列出的面積由以平方米列出的面積以1平方米 = 10.764平方呎換算並以四捨五入至整數。

2. 發展項目住宅物業並無陽台。

3. 不設4樓。

AREA OF RESIDENTIAL PROPERTIES IN THE DEVELOPMENT

發展項目中的住宅物業的面積

Description of Residential Property 物業的描述	Saleable Area (Including Balcony, Utility Platform and Verandah, (if any)) sq. metre (sq. ft) 實用面積 (包括露台，工作平台及陽台(如有)) 平方米(平方呎)	Area of other specified items (Not included in the Saleable Area) sq. metre (sq. ft.) 其他指明項目的面積 (不計算入實用面積) 平方米(平方呎)									
		Air-conditioning plant room 空調機房	Bay window 窗台	Cockloft 閣樓	Flat roof 平台	Garden 花園	Parking space 停車位	Roof 天台	Stairhood 梯屋	Terrace 前庭	Yard 庭院
House 1 獨立屋1號	307.485 (3,310) Balcony 露台 :- Utility Platform 工作平台 :- Verandah 陽台 :-	-	-	-	39.144 (421)	192.469 (2,072)	-	41.530 (447)	4.340 (47)	-	-
House 2 獨立屋2號	312.811 (3,367) Balcony 露台 :- Utility Platform 工作平台 :- Verandah 陽台 :-	-	-	-	39.144 (421)	165.656 (1,783)	-	41.530 (447)	4.340 (47)	-	-
House 3 獨立屋3號	476.480 (5,129) Balcony 露台 :- Utility Platform 工作平台 :- Verandah 陽台 :-	-	-	-	45.270 (487)	327.657 (3,527)	-	77.396 (833)	2.684 (29)	-	-
House 5 獨立屋5號	476.902 (5,133) Balcony 露台 :- Utility Platform 工作平台 :- Verandah 陽台 :-	-	-	-	45.270 (487)	307.824 (3,313)	-	77.396 (833)	2.684 (29)	-	-
House 6 獨立屋6號	491.333 (5,289) Balcony 露台 :- Utility Platform 工作平台 :- Verandah 陽台 :-	-	-	-	45.270 (487)	299.131 (3,220)	-	77.396 (833)	2.684 (29)	-	-
House 7 獨立屋7號	317.600 (3,419) Balcony 露台 :- Utility Platform 工作平台 :- Verandah 陽台 :-	-	-	-	39.144 (421)	144.763 (1,558)	-	41.530 (447)	4.340 (47)	-	-
House 8 獨立屋8號	309.922 (3,336) Balcony 露台 :- Utility Platform 工作平台 :- Verandah 陽台 :-	-	-	-	39.144 (421)	144.696 (1,558)	-	41.530 (447)	4.340 (47)	-	-
House 9 獨立屋9號	316.910 (3,411) Balcony 露台 :- Utility Platform 工作平台 :- Verandah 陽台 :-	-	-	-	39.144 (421)	138.117 (1,487)	-	41.530 (447)	4.340 (47)	-	-
House 10 獨立屋10號	311.218 (3,350) Balcony 露台 :- Utility Platform 工作平台 :- Verandah 陽台 :-	-	-	-	39.144 (421)	131.082 (1,411)	-	41.530 (447)	4.340 (47)	-	-
House 11 獨立屋11號	340.473 (3,665) Balcony 露台 :- Utility Platform 工作平台 :- Verandah 陽台 :-	-	-	-	36.855 (397)	146.845 (1,581)	-	86.098 (927)	4.120 (44)	-	-

1. The saleable area of each residential property is calculated in accordance with Section 8 of the Residential Properties (First-hand Sales) Ordinance.

2. The floor areas of Balcony, Utility Platform and Verandah (if any) to the extent that it forms part of the residential property are calculated in accordance with Section 8 of the Residential Properties (First-hand Sales) Ordinance.

3. The areas of other specified items (if any) (not included in the saleable area) to the extent that it forms part of the residential property are calculated in accordance with Part 2 of Schedule 2 to the Residential Properties (First-hand Sales) Ordinance.

Notes:

1. The areas in square feet have been converted from square metres based on a conversion rate of 1 square metre = 10.764 square feet and rounded off to the nearest integer.

2. There is no Verandah in the residential properties of the Development.

3. House 4, House 13 and House 14 are omitted.

1. 每個住宅物業的實用面積是按照《一手住宅物業銷售條例》第8條計算得出的。

2. 在構成住宅物業的一部分的範圍內的露台、工作平台及陽台(如有)之樓面面積是按照《一手住宅物業銷售條例》第8條計算得出的。

3. 在構成住宅物業的一部分的範圍內的其他指明項目(如有)的面積(不計算入實用面積)是按照《一手住宅物業銷售條例》附表2第2部計算得出的。

註：

1. 以平方呎列出的面積由以平方米列出的面積以1平方米 = 10.764平方呎換算並以四捨五入至整數。

2. 發展項目住宅物業並無陽台。

3. 不設獨立屋4號，13號及14號。

AREA OF RESIDENTIAL PROPERTIES IN THE DEVELOPMENT

發展項目中的住宅物業的面積

Description of Residential Property 物業的描述	Saleable Area (Including Balcony, Utility Platform and Verandah, (if any)) sq. metre (sq. ft) 實用面積 (包括露台，工作平台及陽台(如有)) 平方米(平方呎)	Area of other specified items (Not included in the Saleable Area) sq. metre (sq. ft.) 其他指明項目的面積 (不計算入實用面積) 平方米(平方呎)									
House Number 獨立屋編號		Air-conditioning plant room 空調機房	Bay window 窗台	Cockloft 閣樓	Flat roof 平台	Garden 花園	Parking space 停車位	Roof 天台	Stairhood 梯屋	Terrace 前庭	Yard 庭院
House 12 獨立屋12號	332.310 (3,577) Balcony 露台 :- Utility Platform 工作平台 :- Verandah 陽台 :-	-	-	-	36.855 (397)	149.303 (1,607)	-	86.098 (927)	4.120 (44)	-	-
House 15 獨立屋15號	352.309 (3,792) Balcony 露台 :- Utility Platform 工作平台 :- Verandah 陽台 :-	-	-	-	36.855 (397)	138.575 (1,492)	-	86.098 (927)	4.120 (44)	-	-
House 16 獨立屋16號	333.832 (3,593) Balcony 露台 :- Utility Platform 工作平台 :- Verandah 陽台 :-	-	-	-	36.855 (397)	134.929 (1,452)	-	86.098 (927)	4.120 (44)	-	-

1. The saleable area of each residential property is calculated in accordance with Section 8 of the Residential Properties (First-hand Sales) Ordinance.

2. The floor areas of Balcony, Utility Platform and Verandah (if any) to the extent that it forms part of the residential property are calculated in accordance with Section 8 of the Residential Properties (First-hand Sales) Ordinance.

3. The areas of other specified items (if any) (not included in the saleable area) to the extent that it forms part of the residential property are calculated in accordance with Part 2 of Schedule 2 to the Residential Properties (First-hand Sales) Ordinance.

Notes:

1. The areas in square feet have been converted from square metres based on a conversion rate of 1 square metre = 10.764 square feet and rounded off to the nearest integer.

2. There is no Verandah in the residential properties of the Development.

3. House 4, House 13 and House 14 are omitted.

1. 每個住宅物業的實用面積是按照《一手住宅物業銷售條例》第8條計算得出的。

2. 在構成住宅物業的一部分的範圍內的露台、工作平台及陽台(如有)之樓面面積是按照《一手住宅物業銷售條例》第8條計算得出的。

3. 在構成住宅物業的一部分的範圍內的其他指明項目(如有)的面積(不計算入實用面積)是按照《一手住宅物業銷售條例》附表2第2部計算得出的。

註：

1. 以平方呎列出的面積由以平方米列出的面積以1平方米 = 10.764平方呎換算並以四捨五入至整數。

2. 發展項目住宅物業並無陽台。

3. 不設獨立屋4號，13號及14號。

FLOOR PLANS OF PARKING SPACES IN THE DEVELOPMENT
發展項目中的停車位的樓面平面圖

G/F PLAN
地下平面圖



LEGEND 圖例：
Loading and Unloading Space
上落貨車位

BOUNDARY OF THE DEVELOPMENT
發展項目的界線

SCALE 0M/米 50M/米
比例尺：

FLOOR PLANS OF PARKING SPACES IN THE DEVELOPMENT

發展項目中的停車位的樓面平面圖

G/F
地下

Location, Category, Number, Dimension and Area of Parking Space 停車位的位置、類別、數目、尺寸及面積

Location 位置	Category of Parking Space 停車位類別		Number 數目	Dimensions (L x W) (m) 尺寸 (長 x 闊) (米)	Area of Each Parking Space (sq.m.) 每個停車位面積 (平方米)
G/F 地下		Loading and Unloading Space 上落貨車位	5	11.0 x 3.5	38.5

FLOOR PLANS OF PARKING SPACES IN THE DEVELOPMENT

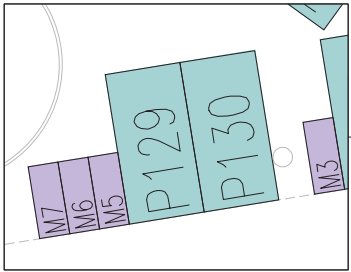
發展項目中的停車位的樓面平面圖

B/F PLAN 地庫平面圖



PART PLAN OF BICYCLE
PARKING SPACE
單車停車位部份平面圖

SCALE 0M/米 5M/米
比例尺：



PART PLAN OF MOTOR
CYCLE PARKING SPACE
電單車停車位部份平面圖

SCALE 0M/米 5M/米
比例尺：



PART PLAN OF MOTOR
CYCLE PARKING SPACE
電單車停車位部份平面圖

SCALE 0M/米 5M/米
比例尺：



FLOOR PLANS OF PARKING SPACES IN THE DEVELOPMENT

發展項目中的停車位的樓面平面圖

B/F

地庫

Location, Category, Number, Dimension and Area of Parking Space 停車位的位置、類別、數目、尺寸及面積

Location 位置	Category of Parking Space 停車位類別		Number 數目	Dimensions (L x W) (m) 尺寸 (長 x 闊) (米)	Area of Each Parking Space (sq.m.) 每個停車位面積 (平方米)
B/F 地庫		Car Parking Space 停車位	175	5.0 x 2.5	12.5
		Visitors' Car Park 訪客停車位	22	5.0 x 2.5	12.5
		Disabled Car Parking Space 傷殘人士停車位	3	5.0 x 3.5	17.5
		Motor Cycle Parking Space 電單車停車位	6	2.4 x 1.0	2.4
		Bicycle Parking Space 單車停車位	40	1.8 x 0.6	1.08
		Refuse Collection Parking Space 垃圾收集停車位	1	12.0 x 5.0	60

SUMMARY OF PRELIMINARY AGREEMENT FOR SALE AND PURCHASE

臨時買賣合約的摘要

1. A preliminary deposit of 5% of the purchase price is payable on the signing of the preliminary agreement for sale and purchase (the “preliminary agreement”);
 2. The preliminary deposit paid by the purchaser on the signing of the preliminary agreement will be held by a firm of solicitors acting for the owner, as stakeholders;
 3. If the purchaser fails to execute the agreement for sale and purchase within 5 working days after the date on which the purchaser enters into the preliminary agreement -
 - (i) the preliminary agreement is terminated;
 - (ii) the preliminary deposit is forfeited; and
 - (iii) the owner does not have any further claim against the purchaser for the failure.
1. 在簽署臨時買賣合約（“該臨時合約”）時須支付款額為售價5%的臨時訂金；
 2. 買方在簽署該臨時合約時支付的臨時訂金，會由代表擁有人行事的律師事務所以保證金保存人的身分持有；
 3. 如買方沒有於訂立該臨時合約的日期之後5個工作日內簽立買賣合約—
 - (i) 該臨時合約即告終止；
 - (ii) 有關的臨時訂金即予沒收；及
 - (iii) 擁有人不得就買方沒有簽立買賣合約而針對買方提出進一步申索。

SUMMARY OF DEED OF MUTUAL COVENANT

公契的摘要

A. COMMON PARTS OF THE DEVELOPMENT

1. **“Common Areas”** means the Development Common Areas, the Car Park Common Areas, the Residential Common Areas and the Tower Common Areas.
2. **“Common Facilities”** means the Development Common Facilities, the Car Park Common Facilities, the Residential Common Facilities and the Tower Common Facilities.
3. **“Car Park Common Areas”** means those parts of the Lot (as defined in the DMC) and the Development (as defined in the DMC) (excluding those parking spaces shown and delineated on the car park layout plan approved by the Building Authority) and all other common parts specified in Schedule 1 to the Building Management Ordinance (Cap.344) (if any) within the Lot and the Development designed or intended for the common use and benefit of the Owners (as defined in the DMC) of the Car Parks (as defined in the DMC) and also serving the Visitors’ Car Parks (as defined in the DMC) and the Disabled Car Parking Spaces (as defined in the DMC) and not otherwise specifically assigned to or for the exclusive use of the Owner of a particular Car Park and shall include but not limited to entrances, ramps, driveways, access areas, circulation passages, fan rooms, areas designated for charging of electric motor vehicles, switch rooms, sprinkler pump room, sprinkler tank, planter, air-conditioning plant room, car park exhaust fan room, extra low voltage room, electrical meter room. The Car Park Common Areas are for the purpose of identification shown and coloured violet on the plans (certified as to their accuracy by the Authorized Person (as defined in the DMC)) annexed to the DMC.
4. **“Car Park Common Facilities”** means those facilities and equipment for the common use and benefit of the Owners of the Car Parks and also serving the Visitors’ Car Parks and the Disabled Car Parking Spaces but not other parts of the Development and not for the use and benefit of a particular Car Park exclusively and shall include but not limited to electrical and mechanical installation, plant and machinery, drop-gate, mechanical ventilation system and security system.
5. **“Common EV Facilities”** means all such facilities installed or to be installed partly within the Residential Common Areas and partly within the Car Park Common Areas for the common use and benefit of the Visitors’ Car Parks and the Disabled Car Parking Spaces for the purpose of or in relation to the charging of electric motor vehicles or electric motor cycles licensed under the Road Traffic Ordinance (Cap.374) parking at the Visitors’ Car Parks and the Disabled Car Parking Spaces; such facilities shall include but not limited to such apparatus, cables, ducts, equipment, trunking, wires and such other electrical or other installations or otherwise for or in relation to such purpose.
6. **“Development Common Areas”** means the whole of the Lot and the Development which are not otherwise specifically assigned to or for the exclusive use of an Owner and are designed or intended for common use and benefit of the Owners (which do not form part of the Units (as defined in the DMC), Car Park Common Areas, Residential Common Areas and Tower Common Areas) and shall include but not limited to caretaker’s quarter, emergency generator rooms, fire service control room, refuse storage and material recovery chamber, lift shafts, lift pits, lift lobbies, corridors, staircases, pipe ducts (which do not form part of the Units, Residential Common Areas, Tower Common Areas and Car Park Common Areas), plant rooms, guard house(s), meter rooms, pavements, ramps, driveways, part of the emergency vehicular access on Ground Floor, passages in the Development, parts of the Greenery Area (as defined in the DMC), street fire hydrant pump room, street fire hydrant tank, escape staircase, planter, refuse collection parking space, driveway to Ground Floor of the Development, Slope and Retaining Structures (as defined in the DMC), fire services inlet, sprinkler inlet, Owners’ Corporation’s office, office accommodation for watchman and caretakers, those areas forming parts of the Transformer Room Facilities, and all other common parts specified in Schedule 1 to the Building Management Ordinance (Cap.344) (if any) within the Lot and the Development designed or intended for common use and benefit of the Owners and not otherwise specifically assigned to or for the exclusive use of an Owner (which do not form part of the Units, Car Park Common Areas, Residential Common Areas and Tower Common Areas). The Development Common Areas are for the purpose of identification shown and coloured yellow on the plans (certified as to their accuracy by the Authorized Person) annexed to the DMC.
7. **“Development Common Facilities”** means
 - (a) Such of the surface channel with cover, drains, pipes, gutters, wells (if any), sewers, wires and cables, aerial broadcast distribution facilities, telecommunications network facilities, electrical and mechanical installation servicing the Development Common Areas and other services facilities whether ducted or otherwise which are or at any time may be in, under or over or passing through the Lot and the Development through which water, sewage, gas, electricity and any other services are supplied to the Lot and the Development or any part

or parts thereof;

- (b) Lighting facilities including lamp posts, façade lighting within the Development which are for the use and benefit of the Lot and the Development and not for the use or benefit of a particular Unit;
- (c) Fire prevention and firefighting installations and equipment within the Development which are for the use and benefit of the Lot and the Development and not for the use or benefit of a particular Unit;
- (d) Security system installations and equipment;
- (e) Lift installations and equipment servicing the Development Common Areas;
- (f) Environmental friendly system and feature;
- (g) those facilities forming parts of the Transformer Room Facilities;

and other facilities and systems for the common use and benefit of the Lot and the Development and not for the use or benefit of a particular Unit exclusively.

For avoidance of doubt, the term “Development Common Facilities” shall not include those facilities, equipment and other like structures forming part of the Car Park Common Facilities, Residential Common Facilities or Tower Common Facilities.

8. **“External Walls”** means the external walls of the Development or any part thereof including but not limited to curtain walls (including the cast-in anchors, gasket, glass panels, handles, hinges, locks, window frames, window sealant and such other components of the curtain wall, the non-openable windows therein or thereto and cast-in anchors, gasket, glass panels, window frames, window sealant and such other components of such non-openable windows but excluding all openable windows installed therein and the cast-in anchors, frames enclosing the glass panels of the openable windows, gasket, glass panels, handles, hinges, locks, window sealant and such other components of such openable windows), non-structural prefabricated external walls, architectural features, parapet walls (other than those between Units), and the windows and window frames of the Common Areas but excluding the internal surface of the concrete walls facing the Units, the glass and metal parapets/balustrade/fences of the Non-enclosed Area (as defined in the DMC) and flat roofs pertaining to the respective Units or their replacement, the sliding/swing door to the Non-enclosed Area and the windows (whether openable or non-openable) (other than those non-openable windows installed in or to curtain walls), window frames and sealant around window frames of the Units.
9. **“Recreational Areas”** means the areas intended for recreational use by the residents of the Residential Units (as defined in the DMC) and their bona fide visitors which shall include but not limited to outdoor swimming pool, jacuzzi, family pool, wooden decks, changing rooms, lavatories, sitting area, children play rooms, children play area, music rooms, function rooms and gym room as for the purpose of identification shown and coloured grey and grey hatched black on the plans (certified as to their accuracy by the Authorized Person) annexed to the DMC.
10. **“Recreational Facilities”** means the recreational facilities and facilities ancillary thereto provided or installed for recreational use by the residents of the Residential Units and their bona fide visitors pursuant to Special Condition No.(7)(a) of the Government Grant (as defined in the DMC).
11. **“Residential Common Areas”** means those parts of the Lot and the Development designed or intended for the common use and benefit of the Owners of the Residential Units of the Development and not otherwise specifically assigned to or for the exclusive use of an Owner of a Residential Unit and shall include but not limited to :-
 - (a) the Recreational Areas;
 - (b) the Visitors’ Car Parks;
 - (c) part of the emergency vehicular access on Ground Floor;
 - (d) passenger lift lobbies, staircases, lift shafts, lift pits;
 - (e) parts of the Greenery Area;
 - (f) the bicycle parking spaces provided pursuant to Special Condition No. (20)(a) of the Government Grant (“Bicycle Parking Spaces”) for the parking of bicycles belonging to the residents of the Residential Units and their bona fide guests, visitors or invitees;
 - (g) Disabled Car Parking Spaces;
 - (h) the 5 loading and unloading spaces on Ground Floor provided pursuant to Special Condition No.(19)(a) of the Government Grant;
 - (i) filtration plant room, lavatories, staircases, electric meter cabinet, extra low voltage room, planters, footpaths, water features;

and all other common parts specified in Schedule 1 to the Building Management Ordinance (Cap.344) (if any) within the Lot and the Development designed or intended for the common use and benefit of the Owners of the

SUMMARY OF DEED OF MUTUAL COVENANT

公契的摘要

Residential Units and not otherwise specifically assigned to or for the exclusive use of an Owner of a Residential Unit. The Residential Common Areas are for the purpose of identification shown and coloured orange on the plans (certified as to their accuracy by the Authorized Person) annexed to the DMC.

12. **“Residential Common Facilities”** means those facilities and ancillary equipment for the common use and benefit of the Owners of the Residential Units and not for the use and benefit of a particular Residential Unit exclusively and shall include but not limited to the Recreational Facilities, the Common EV Facilities, water tanks, water pumps, drains, pipes, gutters, sewers, fire prevention and firefighting system, wires and cables, electrical equipment, air-conditioning or mechanical ventilation installation, lighting, security system, gas pipes, air-conditioning system, telecommunications network facilities, lifts and sanitary fittings and installations for the use and benefit of the Residential Units.
13. **“Tower Common Areas”** means those parts of the Lot and the Development designed or intended for the common use and benefit of the Owners of the Residential Units of all or any of the Towers (as defined in the DMC) and not otherwise specifically assigned to or for the exclusive use of an Owner of a Residential Unit of the Tower and shall include but not limited to :-
- (a) transfer plates, residential entrance lobbies, lift lobbies, corridors, staircases, lift shafts, lift pits, service lift lobby, meter rooms, plant rooms, pipe ducts (which do not form part of the Units, the Development Common Areas or the Residential Common Areas), roofs (which do not form part of the Units, the Development Common Areas or the Residential Common Areas), upper roofs, refuse storage and material recovery rooms, refuge floors, lift machine rooms, water pump rooms, booster pump rooms, water tank rooms, switch rooms, meter rooms, meter cabinets, electrical rooms, electrical/telephone duct rooms, fan rooms, parapet walls, filtration plant rooms, planter areas, planters, variable refrigerant volume system plant rooms and telecommunications and broadcasting rooms and areas for installation or use of telecommunications network facilities, sprinkler & fire hydrant/hose reel pump room, fire hydrant/hose reel tank, sprinkler tank, flush water booster pump room, potable water booster pump room, lobbies, low voltage switch room, check water cabinet, electrical meter room, water meter cabinet, pipe service room, air-conditioning plant room, potable water tank, fire safety tank, extra low voltage room, electrical vehicle meter room, sprinkler inlet and sprinkler control, air duct, lift machine rooms, sprinkler inlet, fire service inlet;
 - (b) the External Walls of the Towers including architectural features and stone claddings thereon, top of the curtain walls of the Towers;
 - (c) working spaces and manoeuvring spaces for or in connection with the operation of the CCTV Imaging Device (as defined in the DMC) and/or the carrying out of inspection, maintenance, repair or related works for the external drainage pipes concealed by architectural features of each Tower;
 - (d) covers of balconies and utility platforms, common rooftop, upper roof;
- and all other common parts specified in Schedule 1 to the Building Management Ordinance (Cap.344) (if any) within the Lot and the Development designed or intended for the common use and benefit of the Owners of the Residential Units of all or any of the Towers and not otherwise specifically assigned to or for the exclusive use of an Owner of a Residential Unit of the Tower. The Tower Common Areas are for the purpose of identification shown and coloured indigo on the plans (certified as to their accuracy by the Authorized Person) annexed to the DMC.
14. **“Tower Common Facilities”** means those facilities and ancillary equipment for the common use and benefit of the Owners of the Residential Units of all or any of the Towers and not for the use and benefit of a particular Residential Unit of the Tower exclusively and shall include but not limited to the CCTV Imaging Device, water tanks, water pumps, drains, pipes, gutters, sewers, fire prevention and firefighting system, wires and cables, electrical equipment, air-conditioning or mechanical ventilation installation, lighting, security system, gondola system, gas pipes, air-conditioning system, telecommunications network facilities, lifts, sanitary fittings and installations, sprinkler control valve, hose reels and lifts for the use and benefit of the Residential Units of all or any of the Towers.
15. **“Transformer Room Facilities”** means the transformer room, cable accommodations and all associated facilities forming parts of the Development Common Areas and the Development Common Facilities and housing the transformer(s) and any ancillary equipment of CLP Power Hong Kong Limited for the purpose of provision of electricity service to the Development, and for the avoidance of doubt, the Transformer Room Facilities shall not include the transformer(s) and any ancillary equipment which belong to CLP Power Hong Kong Limited. The location of the Transformer Room Facilities is for the purpose of identification shown and marked “TRANSFORMER ROOM” on the G/F Plan (Plan No.: DMC-02) (certified as to its accuracy by the Authorized Person) annexed to the DMC.

B. NUMBER OF UNDIVIDED SHARES ASSIGNED TO EACH RESIDENTIAL PROPERTY IN THE DEVELOPMENT

Tower	Floor	Flat	No. of Undivided Shares allocated to each Residential Unit
Tower 1	G/F	A	138
		B	135
		D	47
		E	49
		F	85
		G	30
		H	84
	1/F	A	133
		B	140
		C	45
		D	49
		E	47
		F	81
		G	30
		H	82
	2/F - 3/F, 5/F - 12/F and 15/F	A	133
		B	139
		C	45
		D	49
		E	47
		F	81
		G	30
		H	82
	16/F	A	323
		B	155
		C	131

- Notes:
- (a) There is no 4/F, 13/F and 14/F.
 - (b) There is no Tower 4, House 4, House 13 and House 14.

SUMMARY OF DEED OF MUTUAL COVENANT

公契的摘要

B. NUMBER OF UNDIVIDED SHARES ASSIGNED TO EACH RESIDENTIAL PROPERTY IN THE DEVELOPMENT

Tower	Floor	Flat	No. of Undivided Shares allocated to each Residential Unit
Tower 2	G/F	A	83
		B	47
		C	34
		D	86
		E	51
		F	52
		H	30
	1/F - 3/F, 5/F - 12/F and 15/F - 16/F	A	82
		B	45
		C	44
		D	82
		E	49
		F	48
		G	44
		H	30
	17/F	A	171
		B	133
		C	134

Notes:
(a) There is no 4/F, 13/F and 14/F.
(b) There is no Tower 4, House 4, House 13 and House 14.

Tower	Floor	Flat	No. of Undivided Shares allocated to each Residential Unit
Tower 3	G/F	E	51
		F	29
		G	29
		H	45
		J	47
		K	48
	1/F	A	77
		B	47
		C	83
		D	50
		E	29
		F	29
		G	29
		H	45
		J	46
		K	49
		L	45
	2/F - 3/F, 5/F - 12/F and 15/F - 16/F	A	77
		B	47
		C	82
		D	49
		E	29
		F	29
		G	29
		H	45
		J	46
		K	49
		L	45
	17/F	A	113
		B	138
		C	121
		D	100
		E	101

SUMMARY OF DEED OF MUTUAL COVENANT

公契的摘要

B. NUMBER OF UNDIVIDED SHARES ASSIGNED TO EACH RESIDENTIAL PROPERTY IN THE DEVELOPMENT

Tower	Floor	Flat	No. of Undivided Shares allocated to each Residential Unit
Tower 5	G/F	C	32
		D	46
		E	29
		F	29
		G	30
	1/F	A	80
		B	43
		C	30
		D	46
		E	29
		F	29
		G	30
		H	50
		J	50
		K	29
	2/F - 3/F and 5/F - 12/F	A	80
		B	43
		C	30
		D	46
		E	29
		F	29
		G	30
		H	49
		J	49
		K	29
	15/F	A	101
		B	62
		C	87
		D	123
		E	88

Notes:
(a) There is no 4/F, 13/F and 14/F.
(b) There is no Tower 4, House 4, House 13 and House 14.

Tower	Floor	Flat	No. of Undivided Shares allocated to each Residential Unit
Block H17 - H18	1/F	H17-A	48
		H17-B	26
		H18-A	46
		H18-B	26
	2/F - 3/F	H17-A	46
		H17-B	26
		H18-A	44
		H18-B	26
	5/F	H17-A	50
		H17-B	29
		H18-A	48
		H18-B	29
Block H19 - H20	1/F	H19-A	48
		H19-B	26
		H20-A	47
		H20-B	26
	2/F - 3/F	H19-A	46
		H19-B	26
		H20-A	45
		H20-B	26
	5/F	H19-A	50
		H19-B	29
		H20-A	49
		H20-B	29
Block H21	1/F	H21-A	57
		H21-B	27
	2/F - 3/F	H21-A	54
		H21-B	27
	5/F	H21-A	59
		H21-B	30

SUMMARY OF DEED OF MUTUAL COVENANT

公契的摘要

B. NUMBER OF UNDIVIDED SHARES ASSIGNED TO EACH RESIDENTIAL PROPERTY IN THE DEVELOPMENT

House	No. of Undivided Shares allocated to each Residential Unit
House 1	336
House 2	339
House 3	523
House 5	521
House 6	535
House 7	341
House 8	333
House 9	340
House 10	334
House 11	369
House 12	361
House 15	380
House 16	361

Note:
There is no House 4, House 13 and House 14.

C. TERM OF YEARS FOR WHICH THE MANAGER OF THE DEVELOPMENT IS APPOINTED

Subject to the provisions of the Building Management Ordinance (Cap.344), the management of the Lot and the Development shall for an initial period of two years from the date of the DMC be undertaken by the Management Company (as defined in the DMC). Prior to the formation of the Owners' Corporation, the Owners' Committee may at any time terminate the Manager's appointment without compensation by giving not less than 3 calendar months' notice in writing to the Manager and by a resolution passed by a majority of votes of Owners voting either personally or by proxy in an Owners' meeting and supported by the Owners of not less than 50% of the Undivided Shares in aggregate (excluding the Undivided Shares allocated to the Common Areas and Common Facilities). The appointment of the Management Company shall continue unless so terminated or terminated in accordance with Clause (3:01:02) of the DMC.

D. BASIS ON WHICH THE MANAGEMENT EXPENSES ARE SHARED AMONG THE OWNERS OF THE RESIDENTIAL PROPERTIES IN THE DEVELOPMENT

1. Where any expenditure relates to or is for the benefit of the Lot and the Development (but does not relate solely to or is not solely for the benefit of any Unit, Residential Common Areas, Tower Common Areas, Car Park Common Areas, Residential Common Facilities, Tower Common Facilities or Car Park Common Facilities), the Development Common Areas and/or the Development Common Facilities the full amount of such expenditure shall be apportioned between all the Owners of the Development in proportion to the number of Management Shares held by them.
2. Where any expenditure relates solely to or is solely for the benefit of the Residential Units (but does not relate solely to or is not solely for the benefit of any particular Residential Unit), the Residential Common Areas and/or the Residential Common Facilities the full amount of such expenditure shall be apportioned between the Owners of the Residential Units in proportion to the number of Management Shares held by them.
3. Where any expenditure relates solely to or is solely for the benefit of the Residential Units of all or any of the Towers (but does not relate solely to or is not solely for the benefit of any particular Residential Unit of the Tower), the Tower Common Areas and/or the Tower Common Facilities the full amount of such expenditure

shall be apportioned between the Owners of the Residential Units of the Towers in proportion to the number of Management Shares held by them.

4. The number of Management Shares allocated to a Residential Unit is the same as the number of Undivided Shares allocated to that Residential Unit.

E. BASIS ON WHICH THE MANAGEMENT FEE DEPOSIT IS FIXED

The management fee deposit payable in respect of each Residential Unit shall be equivalent to three months' Management Fee for that Residential Unit.

F. AREA IN THE DEVELOPMENT RETAINED BY THE OWNER FOR THE OWNER'S OWN USE

Not applicable.

SUMMARY OF DEED OF MUTUAL COVENANT

公契的摘要

A. 發展項目的公用部份

1. 「**公用地方**」是指發展項目公用地方、停車場公用地方、住宅公用地方，以及大廈公用地方。
2. 「**公用設施**」是指發展項目公用設施、停車場公用設施、住宅公用設施，以及大廈公用設施。
3. 「**停車場公用地方**」是指設定或擬供停車位（在公契中定義）業主（在公契中定義）的共同使用及利益，以及服務訪客停車位（在公契中定義）及傷殘人士停車位（在公契中定義）而並非特別轉讓或供個別停車位的業主獨家使用的該地段（在公契中定義）及發展項目（在公契中定義）內的部份（不包括在經建築事務監督批准的停車場佈局圖上標明及顯示的停車位）和《建築物管理條例》（第344章）附表一指定的所有其他公用部份（如有），包括但不限於入口、斜道、行車道、入口區域、循環通道、風機房、指定供電動車輛充電的範圍、電掣房、灑水器水泵房、灑水器水箱、花槽、空調機房、停車場排風機房、特低壓電房、電錶房。停車場公用地方在公契附夾的圖則上（經認可人士（在公契中定義）核實為準確）以紫色顯示，僅供識別。
4. 「**停車場公用設施**」是指供停車位業主的共同使用及利益以及服務訪客停車位及傷殘人士停車位的（而非發展項目其他部份），且並不是供某特定停車位的獨家使用及利益的該等設施及裝備，包括但不限於機電裝置、設備及機器、橫杆吊閘、機械通風系統及保安系統。
5. 「**電動車輛公用設施**」是指部份安裝或擬安裝於住宅公用地方內，及部份安裝或擬安裝於停車場公用地方的所有該等供訪客停車位及傷殘人士停車位為停泊在訪客停車位及傷殘人士停車位內按道路交通條例（第374章）領牌的電動車輛或電動電單車充電而共同使用與享用的一切該等設施；該等設施包括但不限於該等器具、電纜、管道、設備、線槽、電線及用作或有關該用途的其他電力或其他裝置。
6. 「**發展項目公用地方**」是指整個該地段及發展項目內並非特別轉讓或供予個別業主獨家使用，而設定或擬供業主共同使用與享用的所有地方（不構成單位（在公契中定義）、停車場公用地方、住宅公用地方及大廈公用地方的一部份），包括但不限於：管理員宿舍、緊急發電機房、消防控制室、垃圾儲存及物料回收房、升降機槽、升降機井道、升降機大堂、走廊、樓梯、管道槽（不構成單位、住宅公用地方、大廈公用地方及停車場公用地方的一部份）、機房、警衛室、儀錶房、行人道、斜道、行車道、部份位於地面層的緊急車輛通道、發展項目內的通道、部份綠化地方（在公契中定義）、街道消防栓泵房、街道消防栓水箱、逃生階梯、花槽、垃圾收集車停車位、通往發展項目地面層的車道、斜坡及擋土構築物（在公契中定義）、消防入水口、灑水器進水口、業主立案法團辦公室、警衛及管理員辦公室、構成變壓器房設施一部份的該等地方，以及《建築物管理條例》（第344章）第一附表指定的該地段及發展項目內設定或擬供業主共同使用與享用，並非特別轉讓給或供予個別業主獨家使用的所有其他公用地方（如有）（不構成單位、停車場公用地方、住宅公用地方及大廈公用地方的一部份）。發展項目公用地方在公契附夾的圖則上（經認可人士核實為準確）以黃色顯示，僅供識別。
7. 「**發展項目公用設施**」是指
 - (a) 服務發展項目公用地方的有蓋路面溝渠、排水渠、管道、明渠、井（如有）、污水渠、電線及電纜、天線廣播分導設施、電訊網絡設施、電力及機械裝置及現時或任何時候在該地段及發展項目之內、之下、之上或通過該地段及發展項目，將水、污水、煤氣、電力及任何其他服務輸送到該地段及發展項目或其中任何部份的服務設施（不論是否套上導管）；
 - (b) 發展項目內供該地段及發展項目使用與享用，並非供個別單位使用或享用的照明設施，包括燈柱、外牆照明；
 - (c) 發展項目內供該地段及發展項目使用與享用，並非供個別單位使用或享用的防火及滅火裝置及儀器；
 - (d) 保安系統裝置及儀器；
 - (e) 服務發展項目公用地方的升降機裝置及裝備；
 - (f) 環保系統及設施；
 - (g) 構成變壓器房設施一部份的該等設施；和供該地段及發展項目共同使用與享用，並非供個別單位獨家使用或享用的其他設施及系統。
為釋疑慮，「發展項目公用設施」一詞不包括構成停車場公用設施、住宅公用設施或大廈公用設施一部份的該等設施、設備及其他類似構築物。
8. 「**外牆**」是指發展項目的外牆或其中任何部份，包括但不限於幕牆（包括錨固、墊圈、玻璃面板、把手、鉸鏈、鎖、窗框、窗戶密封膠及幕牆的其他零件、在其中或其上的不可開合窗戶及錨固、墊圈、玻璃面板、窗框、窗戶密封膠及不可開合窗戶的其他零件，但不包括在安裝在其中的所有

可開合窗戶及錨固、圍著可開合窗戶玻璃面板的框架、墊圈、玻璃面板、把手、鉸鏈、鎖、窗戶密封膠及可開合窗戶的其他零件）、非結構的預製外牆、建築裝飾、護牆（單位之間的護牆除外），以及公用地方的窗戶及窗框，但不包括對著單位一邊的混凝土牆的對內表面、非圍封區（在公契中定義）及屬於個別單位的平台的玻璃及金屬護牆/欄杆/圍欄或其替代、非圍封區的趟門/掩門，以及單位的窗戶（不論可否開合）（該等安裝於幕牆或其中的不可開合窗戶除外）、窗框及窗框周圍的密封膠。

9. 「**康樂區域**」是指擬供住宅單位（在公契中定義）住客及其真正訪客用作康樂用途的區域，包括但不限於室外游泳池、按摩池、家庭泳池、木甲板、更衣室、洗手間、休息區、兒童遊樂室、兒童遊樂區、音樂室、宴會廳及健身室。康樂區域在公契附帶的圖則上（經認可人士核實為準確）以灰色及灰色間黑斜線顯示，僅供識別。
10. 「**康樂設施**」是指依照政府批地文件（在公契中定義）特別條款第(7)(a)條提供或安裝予住宅單位住客及其真正訪客作康樂用途使用的康樂設施及其輔助設施。
11. 「**住宅公用地方**」是指在該地段及發展項目內設定或擬供發展項目住宅單位業主的共同使用及利益而非特別轉讓或供個別住宅單位業主獨家使用的部份，包括但不限於：
 - (a) 康樂區域；
 - (b) 訪客停車位；
 - (c) 部份位於地面層的緊急車輛通道；
 - (d) 乘客升降機大堂、樓梯、升降機槽、升降機井道；
 - (e) 部份綠化地方；
 - (f) 依照政府批地文件特別條款第(20)(a)條提供，供停泊屬於住宅單位住客及其真正賓客、訪客或所邀請者的單車之用的單車停車位（「單車停車位」）；
 - (g) 傷殘人士停車位；
 - (h) 依照政府批地文件特別條款第(19)(a)條，於地面層提供的5個上落貨車位；
 - (i) 過濾系統機房、洗手間、樓梯、電錶櫃、特低壓電房、花槽、行人道、人工水景部份；以及《建築物管理條例》（第344章）第一附表指定的該地段及發展項目內設定或擬供住宅單位業主共同使用與享用，而非特別轉讓或供個別住宅單位業主獨家使用的所有其他公用部份。住宅公用地方在公契附夾的圖則上（經認可人士核實為準確）以橙色顯示，僅供識別。
12. 「**住宅公用設施**」是指為住宅單位業主的共同使用及利益而不是供個別特定住宅單位獨家使用及利益的該等設施及輔助裝備，包括但不限於供住宅單位之使用及利益的康樂設施、電動車輛公用設施、水箱、水泵、排水管、喉管、排水溝、污水管、防火及滅火系統、電線及電纜、電力裝備、空調或機械通風裝置、照明、保安系統、氣體喉管、空調系統、電訊網絡設施、升降機以及衛生裝置及設備。
13. 「**大廈公用地方**」是指在該地段及發展項目內設定或擬供所有或任何大廈（在公契中定義）住宅單位業主的共同使用及利益，而非特別轉讓或供個別大廈住宅單位業主獨家使用的部份，包括但不限於：
 - (a) 轉換層、住宅入口大堂、升降機大堂、走廊、樓梯、升降機槽、升降機井道、服務升降機大堂、儀錶房、機房、管道槽（不構成單位、發展項目公用地方或住宅公用地方的一部份）、天台（不構成單位、發展項目公用地方或住宅公用地方的一部份）、上層天台、垃圾儲存及物料回收房、庇護層、升降機機房、水泵房、增壓泵房、水箱房、電掣房、儀錶房、儀錶櫃、電力房、電力/電話管道槽房、風機房、護牆、過濾系統機房、花槽範圍、花槽、可變冷媒流量系統機房及電訊廣播房以及用作安裝或使用電訊網絡設施的地方、灑水器及消防栓/喉轆泵房、消防栓/喉轆水箱、灑水器水箱、沖廁水增壓泵房、食水增壓泵房、大堂、低電壓電掣房、檢查水櫃、電錶房、水錶櫃、管道服務室、空調機房、食水水箱、消防安全水箱、特低壓電房、電動車輛儀錶房、灑水器進水口及灑水器控制、喉轆、通風槽、升降機機房、灑水器進水口、消防入水口；
 - (b) 大廈的外牆（包括在其上的建築裝飾及其上的石材覆面）、大廈的幕牆的頂端；
 - (c) 與閉路電視影像設備（在公契中定義）操作有關的，或為其而設的，及/或有關進行每棟大廈被建築裝飾遮蓋的外部排水管的巡查、保養、維修或相關工程的工作空間及活動空間；
 - (d) 露台及工作平台、公用屋頂、上層天台的覆蓋物；以及《建築物管理條例》（第344章）第一附表指定的該地段及發展項目內設定或擬供任何或所有大廈的住宅單位業主共同使用與享用，而並非特別轉讓或供個別大廈住宅單位業主獨家使用的所有其他公用部份。大廈公用地方在公契附夾的圖則上（經認可人士核實為準確）以靛藍色顯示，僅供識別。

SUMMARY OF DEED OF MUTUAL COVENANT

公契的摘要

14. 「大廈公用設施」是指供所有或任何大廈內住宅單位業主的共同使用及利益而非供大廈內某特定住宅單位獨家使用及利益的設施及輔助裝備，包括但不限於供所有或任何大廈住宅單位之使用及利益的閉路電視影像設備、水箱、水泵、排水管、喉管、排水溝、污水管、防火及滅火系統、電線及電纜、電力裝備、空調或機械通風裝置、照明、保安系統、吊船系統、氣體喉管、空調系統、電訊網絡設施、升降機、衛生裝置及設備、灑水器控制閥、喉輓及升降機。
15. 「變壓器房設施」是指構成發展項目公用地方及發展項目公用設施，及放置中華電力有限公司為向發展項目提供電力服務的變壓器及任何輔助設備的變壓器房、電纜設施及所有相關設施；為釋疑慮，變壓器房設施並不包括屬於中華電力有限公司的變壓器及任何輔助設備。變壓器房設施的位置在公契附夾的地面層圖則（圖則編號：DMC-02）（經認可人士核實為準確）上顯示，並標記為「變壓器房」，僅供識別。

B. 分配予發展項目中的每個住宅物業的不分割份數的數目

座數	樓層	單位	每個住宅單位獲分配的不分割份數的數目
第1座	地下	A	138
		B	135
		D	47
		E	49
		F	85
		G	30
		H	84
	1樓	A	133
		B	140
		C	45
		D	49
		E	47
		F	81
		G	30
		H	82
	2樓至3樓、5樓至12樓及15樓	A	133
		B	139
		C	45
		D	49
		E	47
		F	81
		G	30
		H	82
	16樓	A	323
		B	155
		C	131

座數	樓層	單位	每個住宅單位獲分配的不分割份數的數目
第2座	地下	A	83
		B	47
		C	34
		D	86
		E	51
		F	52
		H	30
	1樓至3樓、5樓至12樓及15樓至16樓	A	82
		B	45
		C	44
		D	82
		E	49
		F	48
		G	44
		H	30
	17樓	A	171
		B	133
		C	134

註:
(a) 不設4樓、13樓及14樓。
(b) 不設第4座、獨立屋4號、獨立屋13號及獨立屋14號。

SUMMARY OF DEED OF MUTUAL COVENANT

公契的摘要

B. 分配予發展項目中的每個住宅物業的不分割份數的數目

座數	樓層	單位	每個住宅單位獲分配的不分割份數的數目
第3座	地下	E	51
		F	29
		G	29
		H	45
		J	47
		K	48
	1樓	A	77
		B	47
		C	83
		D	50
		E	29
		F	29
		G	29
		H	45
		J	46
		K	49
		L	45
	2樓至3樓、5樓至12樓及15樓至16樓	A	77
		B	47
		C	82
		D	49
		E	29
		F	29
		G	29
		H	45
		J	46
		K	49
		L	45
	17樓	A	113
		B	138
		C	121
		D	100
		E	101

座數	樓層	單位	每個住宅單位獲分配的不分割份數的數目
第5座	地下	C	32
		D	46
		E	29
		F	29
		G	30
	1樓	A	80
		B	43
		C	30
		D	46
		E	29
		F	29
		G	30
		H	50
		J	50
		K	29
	2樓至3樓及5樓至12樓	A	80
		B	43
		C	30
		D	46
		E	29
		F	29
		G	30
		H	49
		J	49
		K	29
	15樓	A	101
		B	62
		C	87
		D	123
		E	88

註:
(a) 不設4樓、13樓及14樓。
(b) 不設第4座、獨立屋4號、獨立屋13號及獨立屋14號。

SUMMARY OF DEED OF MUTUAL COVENANT

公契的摘要

B. 分配予發展項目中的每個住宅物業的不分割份數的數目

座數	樓層	單位	每個住宅單位獲分配的不分割份數的數目
第H17 - H18座	1樓	H17-A	48
		H17-B	26
		H18-A	46
		H18-B	26
	2樓至3樓	H17-A	46
		H17-B	26
		H18-A	44
		H18-B	26
	5樓	H17-A	50
		H17-B	29
		H18-A	48
		H18-B	29
第H19 - H20座	1樓	H19-A	48
		H19-B	26
		H20-A	47
		H20-B	26
	2樓至3樓	H19-A	46
		H19-B	26
		H20-A	45
		H20-B	26
	5樓	H19-A	50
		H19-B	29
		H20-A	49
		H20-B	29
第H21座	1樓	H21-A	57
		H21-B	27
	2樓至3樓	H21-A	54
		H21-B	27
	5樓	H21-A	59
		H21-B	30

註:
(a) 不設4樓、13樓及14樓。
(b) 不設第4座、獨立屋4號、獨立屋13號及獨立屋14號。

獨立屋編號	每個住宅單位獲分配的不分割份數的數目
獨立屋1號	336
獨立屋2號	339
獨立屋3號	523
獨立屋5號	521
獨立屋6號	535
獨立屋7號	341
獨立屋8號	333
獨立屋9號	340
獨立屋10號	334
獨立屋11號	369
獨立屋12號	361
獨立屋15號	380
獨立屋16號	361

註:
不設獨立屋4號、獨立屋13號及獨立屋14號。

- C. 有關發展項目的管理人的委任年期
在不抵觸《建築物管理條例》（第344章）的情況下，該地段和發展項目之管理將由管理公司（在公契中定義）負責，管理之首屆任期為由公契之日期起計兩年。在成立業主立案法團之前，業主委員會可向管理公司給予不少於3個曆月的書面通知終止對其的委任，並無需給予補償，該決議需由多數業主無論親身或由其代表於業主大會投票通過，並得到其擁有的不分割份數不低於不分割份數總量50%（不包括分配給公用地方和公用設施的不分割份數）的業主支持。除非因前述情況終止或由業主立案法團根據公契條款(3:01:02)終止，否則對管理公司的委任將延續。
- D. 管理開支按甚麼基準在發展項目中的住宅物業的擁有人之間分擔
- 如果任何開支涉及或有利於該地段及發展項目（但並非僅涉及或僅有利於任何單位、住宅公用地方、大廈公用地方、停車場公用地方、住宅公用設施、大廈公用設施或停車場公用設施）、發展項目公用地方及/或發展項目公用設施，則該等開支的全部款項需由發展項目的全體業主按他們持有的管理份數的比例進行分攤。
 - 如果任何開支僅涉及或僅有利於住宅單位（但並非僅涉及或僅有利於個別特定住宅單位）、住宅公用地方及/或住宅公用設施，則該等開支的全部款項需由住宅單位的業主按他們持有的管理份數的比例進行分攤。
 - 如果任何開支僅涉及或僅有利於所有或任何大廈的住宅單位（但並非僅涉及或僅有利於大廈內個別特定住宅單位）、大廈公用地方及/或大廈公用設施，則該等開支全部款項需由大廈住宅單位的業主按他們持有的管理份數的比例進行分攤。
 - 分配予每個住宅單位的管理份數數目與分配予該住宅單位的不分割份數數目相同。
- E. 計算管理費按金的基準
每個住宅單位需支付的管理費按金相等於該住宅單位三個月的管理費。
- F. 擁有人在發展項目中保留作自用的範圍
不適用。

SUMMARY OF LAND GRANT

批地文件的摘要

1. The Lot number of the land on which the Development is situated:
Sha Tin Town Lot No.601 (“the Lot”)
2. The term of years under New Grant No.22025 (“the Land Grant”):
50 years commencing from 9 January 2015
3. The user restrictions applicable to that land:
Special Condition No.(4) of the Land Grant provides that:
The Lot or any part thereof or any building or part of any building erected or to be erected thereon shall not be used for any purpose other than for private residential purposes.

Special Condition No.(38) of the Land Grant provides that:
No grave or columbarium shall be erected or made on the Lot, nor shall any human remains or animal remains whether in earthenware jars, cinerary urns or otherwise be interred therein or deposited thereon.
4. Special Condition No.(2) of the Land Grant provides that:
(a) The Purchaser acknowledges that as at the date of the Land Grant, there are some buildings and structures existing on the Lot which are for identification purposes only marked "TS" on the plan annexed to the Land Grant (such existing buildings and structures are hereinafter collectively referred to as "the Existing Buildings and Structures"). The Purchaser shall at his own expense and in all respects to the satisfaction of the Director of Lands (“the Director”) demolish and remove the Existing Buildings and Structures from the Lot.
(b) The Government shall accept no responsibility or liability for any damage, nuisance or disturbance caused to or suffered by the Purchaser by reason of the presence of the Existing Buildings and Structures or the subsequent demolition and removal thereof by the Purchaser, and no claim whatsoever shall be made against the Government by the Purchaser in respect of any such loss, damage, nuisance or disturbance. The Purchaser hereby indemnifies and shall keep indemnified the Government from and against all liabilities, claims, costs, demands, actions or other proceedings whatsoever arising whether directly or indirectly out of or in connection with the presence and subsequent demolition and removal of the Existing Buildings and Structures.
5. Special Condition No.(3) of the Land Grant provides that:
The Purchaser shall develop the Lot by the erection thereon of a building or buildings complying in all respects with the Conditions of the Land Grant and all Ordinances, bye-laws and regulations relating to building, sanitation and planning which are or may at any time be in force in Hong Kong, such building or buildings to be completed and made fit for occupation on or before the 31st day of March 2021.
6. Special Condition No.(7)(a) of the Land Grant provides that:
The Purchaser may erect, construct and provide within the Lot such recreational facilities and facilities ancillary thereto (“the Facilities”) as may be approved in writing by the Director. The type, size, design, height and disposition of the Facilities shall also be subject to the prior written approval of the Director.

Special Condition No.(7)(c) of the Land Grant provides that:
In the event that any part of the Facilities is exempted from the gross floor area calculations pursuant to Special Condition No.(7)(b) of the Land Grant (“the Exempted Facilities”):
 - (i) the Exempted Facilities shall be designated as and form part of the Common Areas referred to in Special Condition No.(15)(a)(v) of the Land Grant;
 - (ii) the Purchaser shall at his own expense maintain the Exempted Facilities in good and substantial repair and condition and shall operate the Exempted Facilities to the satisfaction of the Director; and
 - (iii) the Exempted Facilities shall only be used by the residents of the residential block or blocks erected or to be erected on the Lot and their bona fide visitors and by no other person or persons.
7. Special Condition No.(8) of the Land Grant provides that:
No tree growing on the Lot or adjacent thereto shall be removed or interfered with without the prior written consent

of the Director who may, in granting consent, impose such conditions as to transplanting, compensatory landscaping or replanting as he may deem appropriate.

8. Special Condition No.(9)(a) of the Land Grant provides that:
No site formation works (other than the demolition and removal works under Special Condition No.(2) of the Land Grant) shall be commenced on the Lot or any part thereof until the landscape master plan has been approved in writing by the Director and consent, if required, has been granted in respect of the proposals for the preservation of trees under Special Condition No.(8) of the Land Grant.

Special Condition No.(9)(b) of the Land Grant provides that:
 - (i) The landscape master plan shall be at a scale of 1:500 or larger and shall contain information on the landscaping proposals including a survey and treatment of existing trees, site layout and formation levels, conceptual form of building development, illustrative layout of hard and soft landscaping areas and such other information as the Director may require;
 - (ii) Not less than 30% of the area of the Lot shall be planted with trees, shrubs or other plants;
 - (iii) Not less than 50% of the 30% referred to in Special Condition No.(9)(b)(ii) of the Land Grant (“the Greenery Area”) shall be provided at such location or level as may be determined by the Director at his sole discretion so that the Greenery Area shall be visible to pedestrians or accessible by any person or persons entering the Lot;
 - (iv) The decision of the Director on which landscaping works proposed by the Purchaser constitutes the 30% referred to in Special Condition No.(9)(b)(ii) of the Land Grant shall be final and binding on the Purchaser; and
 - (v) The Director at his sole discretion may accept other non-planting features proposed by the Purchaser as an alternative to planting trees, shrubs or other plants.

Special Condition No.(9)(c) of the Land Grant provides that:

The Purchaser shall at his own expense landscape the Lot in accordance with the approved landscape master plan in all respects to the satisfaction of the Director, and no amendment, variation, alteration, modification or substitution of the approved landscape master plan shall be made without the prior written consent of the Director.

Special Condition No.(9)(d) of the Land Grant provides that:

The Purchaser shall thereafter at his own expense keep and maintain the landscaped works in a safe, clean, neat, tidy and healthy condition all to the satisfaction of the Director.

Special Condition No.(9)(e) of the Land Grant provides that:

The area or areas landscaped in accordance with Special Condition No.(9) of the Land Grant shall be designated as and form part of the Common Areas.

9. Special Condition No.(13) of the Land Grant provides that:
No building shall be erected on the Lot of a type which by virtue of the Buildings Ordinance (Application to the New Territories) Ordinance, any regulations made thereunder and any amending legislation is exempted from the provisions of the Buildings Ordinance, any regulations made thereunder and any amending legislation.
10. Special Condition No.(18)(a)(i) of the Land Grant provides that:
Spaces shall be provided within the Lot to the satisfaction of the Director for the parking of motor vehicles licensed under the Road Traffic Ordinance, any regulations made thereunder and any amending legislation, and belonging to the residents of the building or buildings erected or to be erected on the Lot and their bona fide guests, visitors or invitees (“the Residential Parking Spaces”) at a rate to be calculated by reference to the respective type(s) and size(s) of the residential units or houses erected or to be erected on the Lot as set out in Special Condition No.(18)(a)(i) of the Land Grant.

Special Condition No.(18)(a)(iii) of the Land Grant provides that:
Additional spaces shall be provided within the Lot to the satisfaction of the Director for the parking of motor vehicles licensed under the Road Traffic Ordinance, any regulations made thereunder and any amending legislation,

SUMMARY OF LAND GRANT

批地文件的摘要

and belonging to the bona fide guests, visitors or invitees of the residents of the building or buildings erected or to be erected on the Lot at the rates prescribed therein or at such other rates as may be approved by the Director.

Special Condition No.(18)(a)(iv) of the Land Grant provides that:

The spaces provided under Special Condition Nos.(18)(a)(i) and (18)(a)(iii) of the Land Grant (as may be varied under Special Condition No.(21) of the Land Grant) shall not be used for any purpose other than those respectively stipulated therein and in particular the said spaces shall not be used for the storage, display or exhibiting of motor vehicles for sale or otherwise or for the provision of car cleaning and beauty services.

Special Condition No.(18)(b)(i) of the Land Grant provides that:

Out of the spaces provided under Special Condition Nos.(18)(a)(i) and (18)(a)(iii) of the Land Grant (as may be varied under Special Condition No.(21) of the Land Grant), the Purchaser shall reserve and designate such number of spaces for the parking of motor vehicles by disabled persons as defined in the Road Traffic Ordinance, any regulations made thereunder and any amending legislation ("the Parking Spaces for the Disabled Persons") as the Building Authority may require and approve provided that a minimum of one space shall be so reserved and designated out of spaces provided under Special Condition No.(18)(a)(iii) of the Land Grant (as may be varied under Special Condition No.(21) of the Land Grant) and that the Purchaser shall not designate or reserve all of the spaces provided under Special Condition No.(18)(a)(iii) of the Land Grant (as may be varied under Special Condition No.(21) of the Land Grant) to become the Parking Spaces for the Disabled Persons.

Special Condition No.(18)(b)(ii) of the Land Grant provides that:

The Parking Spaces for the Disabled Persons shall not be used for any purpose other than for the parking of motor vehicles by disabled persons as defined in the Road Traffic Ordinance, any regulations made thereunder and any amending legislation, and belonging to the residents of the building or buildings erected or to be erected on the Lot and their bona fide guests, visitors or invitees and in particular the said spaces shall not be used for the storage, display or exhibiting of motor vehicles for sale or otherwise or for the provision of car cleaning and beauty services.

Special Condition No.(18)(c)(i) of the Land Grant provides that:

Spaces shall be provided within the Lot to the satisfaction of the Director for the parking of motor cycles licensed under the Road Traffic Ordinance, any regulations made thereunder and any amending legislation, and belonging to the residents of the building or buildings erected or to be erected on the Lot and their bona fide guests, visitors or invitees ("the Motor Cycle Parking Spaces"), at the prescribed rate or at such other rates as may be approved by the Director.

Special Condition No.(18)(c)(ii) of the Land Grant provides that:

The Motor Cycle Parking Spaces (as may be varied under Special Condition No.(21) of the Land Grant) shall not be used for any purpose other than for the purpose set out in Special Condition No.(18)(c)(i) of the Land Grant and in particular the said spaces shall not be used for the storage, display or exhibiting of motor vehicles for sale or otherwise or for the provision of car cleaning and beauty services.

11. Special Condition No.(19) of the Land Grant provides that:

- (a) Spaces shall be provided within the Lot to the satisfaction of the Director for the loading and unloading of goods vehicles at the prescribed rate or at such other rates as may be approved by the Director subject to a minimum of one loading and unloading space for each block of residential units erected or to be erected on the Lot, such loading and unloading space to be located adjacent to or within each block of residential units.
- (b) Each of the loading and unloading spaces shall be of prescribed measurements and such spaces shall not be used for any purpose other than for the loading and unloading of goods vehicles in connection with the building or buildings erected or to be erected on the Lot.

12. Special Condition No.(20) of the Land Grant provides that:

- (a) Spaces shall be provided within the Lot to the satisfaction of the Director for the parking of bicycles belonging to the residents of the building or buildings erected or to be erected on the Lot and their bona fide guests, visitors or invitees at the prescribed rate or at such other rate as may be approved by the Director.
- (b) The spaces provided under Special Condition No.(20) of the Land Grant shall not be used for any purpose other

than that set out in Special Condition No.(20) of the Land Grant and in particular the said spaces shall not be used for the storage, display or exhibiting of motor vehicles for sale or otherwise or for the provision of car cleaning and beauty services.

13. Special Condition No.(23)(a) of the Land Grant provides that:

Notwithstanding that the Conditions of the Land Grant shall have been observed and complied with to the satisfaction of the Director, the Residential Parking Spaces and the Motor Cycle Parking Spaces shall not be:

- (i) assigned except
 - (I) together with undivided shares in the Lot giving the right of exclusive use and possession of a residential unit or units in the building or buildings erected or to be erected on the Lot; or
 - (II) to a person who is already the owner of undivided shares in the Lot with the right of exclusive use and possession of a residential unit or units in the building or buildings erected or to be erected on the Lot; or
- (ii) underlet except to residents of the residential units in the building or buildings erected or to be erected on the Lot.

Provided that in any event not more than three in number of the total of the Residential Parking Spaces and the Motor Cycle Parking Spaces shall be assigned to the owner or underlet to the resident of any one residential unit in the building or buildings erected or to be erected on the Lot.

14. Special Condition No.(25) of the Land Grant provides that:

The parking, loading and unloading spaces indicated on the car park layout plan approved by and deposited with the Director shall not be used for any purpose other than for the purposes set out respectively in Special Condition Nos.(18), (19) and (20) of the Land Grant. The Purchaser shall maintain the parking, loading and unloading spaces and other areas, including but not restricted to the lifts, landings, and manoeuvring and circulation areas, in accordance with the said approved plan and shall not alter the layout except with the prior written consent of the Director. Except for the parking spaces indicated on the said approved plan, no part of the Lot or any building or structure thereon shall be used for parking purposes.

15. Special Condition No.(27) of the Land Grant provides that:

- (a) The Lot is granted together with a right for the Purchaser and his servants, visitors, workmen and other persons authorized by him in that behalf from time to time and at all times during the term agreed to be granted by the Land Grant for all lawful purposes connected with the proper use and enjoyment of the Lot to pass and repass, on, along, over, by and through the area shown coloured brown on the plan annexed to the Land Grant ("the Brown Area") at such levels as may be approved by the Director.
- (b) The Purchaser shall, on or before the 31st day of March 2021 or within such other time limit as may be specified by the Director, at his own expense, in such manner, with such materials and to such standards as the Director shall require or approve, construct a paved way with the associated street furnitures, traffic aids, street lighting, sewers, drains and other structures on the Brown Area over and along which a right of way referred to in Special Condition No.(27)(a) of the Land Grant is given with minimum disturbance to the owners of any other lots in the vicinity to whom rights of way over the whole or any portion of the Brown Area may have been granted.
- (c) The Purchaser shall at his own expense uphold, maintain and repair the Brown Area and everything forming a portion of or pertaining to it, all to be done to the satisfaction of the Director and the Purchaser shall be responsible for the whole as if he were the absolute owner thereof.
- (d) Any alteration to any public road or public street absorbing a portion or the whole of the Brown Area ("the Alteration") over and along which a right of way is given or affecting the gradient thereof, shall not give rise to any claim whatsoever by the Purchaser who shall at his own expense carry out all consequent alterations to such remaining part of the paved way constructed by him as is not being absorbed or taken over as a public road or public street to the satisfaction of the Director.
- (e) The grant of the right of way referred to in Special Condition No.(27)(a) of the Land Grant shall not give the Purchaser the exclusive right over the Brown Area. The Government shall have the right to grant rights of way over the Brown Area to the owners of any other lots in the vicinity now or at any time in the future, carry out the Alteration, or to take over the whole or any portion of the Brown Area for the purposes of a public road or public

SUMMARY OF LAND GRANT

批地文件的摘要

street without payment of any compensation to the Purchaser or to other owners to whom rights of way over the whole or any portion of the Brown Area may have been granted.

- (f) In the event of the non-fulfilment of the Purchaser's obligations under Special Conditions No.(27)(b) and (c) of the Land Grant, the Government may carry out the necessary construction, maintenance and repair works at the cost of the Purchaser who shall pay to the Government on demand a sum equal to the cost thereof, such sum to be determined by the Director whose determination shall be final and shall be binding upon the Purchaser.
- (g) Notwithstanding the grant of the right of way referred to in Special Condition No.(27)(a) of the Land Grant, the Government shall have the full right and power, upon giving to the Purchaser, not less than fourteen days' written notice (save in case of emergency) to lay, install, relay, divert, remove, reprovise, replace, inspect, operate, repair, maintain and renew any Government or other drain, culvert, waterway or watercourse, sewer, nullah, water main, pipe, cable, wire, line, utility service or other works or installations (all together hereinafter referred to as "the services") which are now or may hereafter be upon, over, under or adjacent to the Brown Area as the Director may in his absolute discretion deem fit, making good any and all damage caused thereby, and the Director, his officers, contractors and any other persons authorised by him, his or their workmen with or without tools, equipment, plant, machinery or motor vehicles shall have the right of free ingress, egress and regress at all times to and from the Brown Area for the purposes aforesaid. The Purchaser shall not disturb or allow anybody to disturb the services without prior written approval from the Director. Save in respect of making good any and all damage caused by any exercise of the aforesaid rights and powers, the Government, the Director, his officers, contractors and any other persons authorised by him, his or their workmen shall have no liability in respect of any loss, damage, nuisance or disturbance whatsoever caused to or suffered by the Purchaser arising out of or incidental to the exercise of the rights conferred under Special Condition No.(27)(g) of the Land Grant, and no claim nor objection whatsoever shall be made against him or them by the Purchaser.

16. Special Condition No.(28) of the Land Grant provides that:

The Purchaser shall not cut away, remove or set back any Government land adjacent to or adjoining the Lot or carry out any building-up, filling-in or any slope treatment works of any kind whatsoever on any Government land except with the prior written consent of the Director who may, at his sole discretion, give his consent subject to such terms and conditions as he sees fit, including the grant of additional Government land as an extension to the Lot at such premium as he may determine.

17. Special Condition No.(29)(a) of the Land Grant provides that:

Where there is or has been any cutting away, removal or setting back of any land, or any building-up or filling-in or any slope treatment works of any kind whatsoever, whether with or without the prior written consent of the Director, either within the Lot or on any Government land, which is or was done for the purpose of or in connection with the formation, levelling or development of the Lot or any part thereof or any other works required to be done by the Purchaser under the Conditions of the Land Grant, or for any other purpose, the Purchaser shall at his own expense carry out and construct such slope treatment works, retaining walls or other support, protection, drainage or ancillary or other works as may be necessary to protect and support such land within the Lot and also any adjacent or adjoining Government or leased land and to obviate and prevent any falling away, landslip or subsidence occurring thereafter. The Purchaser shall at all times during the term agreed to be granted by the Land Grant maintain at his own expense the said land, slope treatment works, retaining walls or other support, protection, drainage or ancillary or other works in good and substantial repair and condition to the satisfaction of the Director.

Special Condition No.(29)(c) of the Land Grant provides that:

In the event that as a result of or arising out of any formation, levelling, development or other works done by the Purchaser or owing to any other reason, any falling away, landslip or subsidence occurs at any time, whether in or from any land within the Lot or from any adjacent or adjoining Government or leased land, the Purchaser shall at his own expense reinstate and make good the same to the satisfaction of the Director and shall indemnify the Government, its agents and contractors from and against all costs, charges, damages, demands and claims whatsoever which shall or may be made, suffered or incurred through or by reason of such falling away, landslip or subsidence.

Special Condition No.(29)(d) of the Land Grant provides that:

In addition to any other rights or remedies in the Land Grant provided for breach of any of the Conditions, the Director shall be entitled by notice in writing to call upon the Purchaser to carry out, construct and maintain the said land, slope treatment works, retaining walls, or other support, protection, and drainage or ancillary or other works or to reinstate and make good any falling away, landslip or subsidence, and if the Purchaser shall neglect or fail to comply with the notice to the satisfaction of the Director within the period specified therein, the Director may forthwith execute and carry out any necessary works and the Purchaser shall on demand repay to the Government the cost thereof, together with any administrative or professional fees and charges.

18. Special Condition No.(31) of the Land Grant provides that:

Where prestressed ground anchors have been installed, upon development or redevelopment of the Lot or any part thereof, the Purchaser shall at his own expense carry out regular maintenance and regular monitoring of the prestressed ground anchors throughout their service life to the satisfaction of the Director and shall supply to the Director such reports and information on all such monitoring works as the Director may from time to time in his absolute discretion require. If the Purchaser shall neglect or fail to carry out the required monitoring works, the Director may forthwith execute and carry out the monitoring works and the Purchaser shall on demand repay to the Government the cost thereof.

19. Special Condition No.(33) of the Land Grant provides that:

The Purchaser shall take or cause to be taken all proper and adequate care, skill and precautions at all times, and particularly when carrying out construction, maintenance, renewal or repair work ("the Works"), to avoid causing any damage, disturbance or obstruction to any Government or other existing drain, waterway or watercourse, water main, road, footpath, street furniture, sewer, nullah, pipe, cable, wire, utility service or any other works or installations being or running upon, over, under or adjacent to the Lot or any part thereof (collectively "the Services"). The Purchaser shall prior to carrying out any of the Works make or cause to be made such proper search and enquiry as may be necessary to ascertain the present position and levels of the Services, and shall submit his proposals for dealing with any of the Services which may be affected by the Works in writing to the Director for his approval in all respects, and shall not carry out any work whatsoever until the Director shall have given his written approval to the Works and to such aforesaid proposals. The Purchaser shall comply with and at his own expense meet any requirements which may be imposed by the Director in respect of the Services in granting the aforesaid approval, including the cost of any necessary diversion, relaying or reinstatement. The Purchaser shall at his own expense in all respects repair, make good and reinstate to the satisfaction of the Director any damage, disturbance or obstruction caused to the Lot or the Brown Area or both the Lot or any part thereof and the Brown Area or any of the Services in any manner arising out of the Works (except for nullah, sewer, storm-water drain or water main, the making good of which shall be carried out by the Director, unless the Director elects otherwise, and the Purchaser shall pay to the Government on demand the cost of such works). If the Purchaser fails to carry out any such necessary diversion, relaying, repairing, making good and reinstatement of the Lot or any part thereof or the Brown Area or both the Lot or any part thereof and the Brown Area or of any of the Services to the satisfaction of the Director, the Director may carry out any such diversion, relaying, repairing, making good or reinstatement as he considers necessary and the Purchaser shall pay to the Government on demand the cost of such works.

Note:

The expression "Purchaser" as mentioned in this section means the Purchaser under the Land Grant and where the context so admits or requires includes his executors, administrators and assigns and in case of a corporation its successors and assigns.

SUMMARY OF LAND GRANT

批地文件的摘要

1. 發展項目所在土地的地段編號：
沙田市地段第601號(「該地段」)
2. 新批土地契約第22025號(「批地文件」)規定的年期：
由2015年1月9日起計50年
3. 適用於該土地的用途限制：
批地文件特別條款第(4)條規定：
該地段或其任何部分或任何在該地段上已興建或將興建的建築物或其任何部分不得用作私人住宅用途以外的任何其他用途。

批地文件特別條款第(38)條規定：
不准在該地段興建或製作墳墓或骨灰龕，亦不准在其內或其上用泥壇、骨灰盒或其他形式埋葬或存放人類遺骸或動物遺骸。

4. 批地文件特別條款第(2)條規定：
 - (a) 買方確認在批地文件的日期，在該地段上有一些建築物和構築物，其在批地文件夾附的圖則上以“TS”標記以作識別(該等建築物及構築物以下統稱為「現有建築物和構築物」)。買方須自費自該地段拆卸及移除該等現有建築物及構築物，並在各方面令地政總署署長(「署長」)滿意。
 - (b) 政府對買方因現有建築物及構築物的存在或其後進行的拆卸及移除而引致或蒙受的任何損害、滋擾或干擾，概不負責或承擔法律責任，買方亦不得就任何該等損失、損害、滋擾或干擾向政府提出任何申索。買方須就因現有建築物及構築物的存在或其後進行的拆卸及移除，或與其有關而直接或間接產生的所有法律責任索償、費用、要求、訴訟或其他法律程序，向政府作出彌償及保持彌償。
5. 批地文件特別條款第(3)條規定：
買方須在該地段上興建一項或多項建築物以發展該地段，並須在所有方面符合批地文件的條款和香港不時有效及有關建築、衛生及規劃的一切條例、附例及規例，該建築物或該等建築物須於2021年3月31日或之前完成和可供佔用。
6. 批地文件特別條款第(7)(a)條規定：
買方可在該地段興建、建造及提供經署長書面批准的康樂設施及附屬設施（下稱「設施」）。設施的類型、大小、設計、高度和規劃須事前獲得署長書面批准。

批地文件特別條款第(7)(c)條規定：
如設施的任何部份根據批地文件特別條款第(7)(b)條獲豁免計入總樓面面積(下稱「獲豁免設施」)：

- (i) 獲豁免設施須被劃為並構成批地文件特別條款第(15)(a)(v)條所指的公用地方；
- (ii) 買方須自費以良好及充足維修的狀態保養獲豁免設施，並須營運獲豁免設施，以使署長滿意；及
- (iii) 獲豁免設施只可供現已或將會於該地段上興建之住宅大樓的居民及其真正訪客而非其他人士使用。

7. 批地文件特別條款第(8)條規定：
如非事先獲署長書面同意，概不可移除或干預任何現於該地段或毗連土地生長的樹木，而署長可於給予同意時施加其視為恰當的移植、補償園景工程或再植條件。
8. 批地文件特別條款第(9)(a)條規定：
在園景設計總圖獲署長書面批准及（如有需要）按批地文件特別條款第(8)條的樹木保育建議已獲同意前，不得於該地段或其任何部分開展地盤平整工程（批地文件特別條款第(2)條項下的拆卸及移除工程除外）。

批地文件特別條款第(9)(b)條規定：

- (i) 園景設計總圖須按最小1:500之比例繪製及包含現存樹木的測量及護理、工地圖樣及平整水平、樓宇發展的概念形態，及硬景園景範圍及軟景園景範圍的示意發展藍圖等有關園景設計建議的資料，及其他署長所要求的資料；
- (ii) 該地段不少於30%的面積須種植樹木、灌木或其他植物；

- (iii) 批地文件特別條款第(9)(b)(ii)所述的30%其中不少於50%的部分（「綠化範圍」）須按照由署長自行酌情決定的位置或水平提供，以便該綠化範圍能被行人看見或讓進入該地段的人們可以進入；
- (iv) 署長就何等有關買方所提議之園景美化工程構成特別條款第(9)(b)(ii)所述的30%的決定，是最終並對買方有約束力；及
- (v) 署長可以自行酌情接受買方以其他非植物替代種植樹木、灌木或其他植物的提議。

批地文件特別條款第(9)(c)條規定：
買方須按照經批核的園景設計總圖自費在該地段進行園景美化工程以全面令署長滿意，及在沒有署長事前的書面同意的情況下，不得修訂、變更、改動，修改或替換經批核的園景設計總圖。

批地文件特別條款第(9)(d)條規定：
買方此後須自費維護並保持園景美化工程處於一個安全、清潔、整齊、整潔及健康的狀況以全面令署長滿意。

批地文件特別條款第(9)(e)條規定：
根據批地文件特別條款第(9)條進行園景美化工程之範圍須被劃為並構成公用地方之部分。

9. 批地文件特別條款第(13)條規定：
不得在該地段上興建憑藉《建築物條例(新界適用)條例》及其下的規例及任何修訂法例而豁免遵守《建築物條例》及其下的規例及任何修訂法例的建築物。
10. 批地文件特別條款第(18)(a)(i)條規定：
須按特定比率在該地段內提供車位以停泊按《道路交通條例》及其下的規例及任何修訂法例獲發牌並屬於該地段上已興建或將興建的建築物之住客及其真正賓客、訪客或獲邀請者的汽車（「住客車位」），以令署長滿意。有關比率的計算參照根據批地文件特別條款第(18)(a)(i)條所列出的該地段上已興建或將興建的住宅單位或獨立屋各自的類型及面積計算。

批地文件特別條款第(18)(a)(iii)條規定：
須按特定的比率或署長同意採用之其他比率，在該地段內提供額外的車位以停泊按《道路交通條例》及其下的規例及任何修訂法例獲發牌並屬於該地段上已興建或將興建的建築物之住客的真正賓客、訪客或獲邀請者的汽車，以令署長滿意。

批地文件特別條款第(18)(a)(iv)條規定：
按批地文件特別條款第(18)(a)(i)及(18)(a)(iii)條(可按批地文件特別條款第(21)條變更)提供的車位只能用作分別規定的用途並不可作其他用途，尤其不得用於儲存、展示或展出汽車以供出售或其他用途或用於提供車輛清潔及美容服務。

批地文件特別條款第(18)(b)(i)條規定：
在按批地文件特別條款第(18)(a)(i)及(18)(a)(iii)條(可按批地文件特別條款第(21)條變更)提供的車位內，買方須預留及指定車位供於《道路交通條例》及其下的規例及任何修訂法例中定義的傷殘人士停泊汽車（「傷殘人士專用車位」），傷殘人士專用車位需符合建築事務監督要求或批准的數目，但須在按批地文件特別條款第(18)(a)(iii)條(可按批地文件特別條款第(21)條變更)提供的車位中預留及指定最少一個此類車位，及買方不得預留或指定所有該等按批地文件特別條款第(18)(a)(iii)條(可按批地文件特別條款第(21)條變更)提供的車位作傷殘人士專用車位。

批地文件特別條款第(18)(b)(ii)條規定：
傷殘人士專用車位不得用作於《道路交通條例》及其下的規例及任何修訂法例中定義的傷殘人士停泊屬於該地段上已興建或將興建的建築物之住客及其真正賓客、訪客或獲邀請者的汽車以外的任何用途，尤其不得用於儲存、展示或展出汽車以供出售或其他用途或用於提供車輛清潔及美容服務。

批地文件特別條款第(18)(c)(i)條規定：
須按特定的比率或署長同意採用之其他比率，在該地段內提供車位以停泊按《道路交通條例》及其下的規例及任何修訂法例獲發牌並屬於該地段上已興建或將興建的建築物之住客及其真正賓客、訪客或獲邀請者的電單車（「住客電單車車位」），以令署長滿意。

批地文件特別條款第(18)(c)(ii)條規定：
住客電單車車位(可按批地文件特別條款第(21)條變更)不得用作批地文件特別條款第(18)(c)(i)條規定者以外的任何用途，尤其不得用於儲存、展示或展出汽車以供出售或其他用途或用於提供車輛清潔及美容服務。

SUMMARY OF LAND GRANT

批地文件的摘要

11. 批地文件特別條款第(19)條規定：
- (a) 須按指定的比率或署長同意採用之其他比率，在該地段內提供上落貨車位，以令署長滿意，惟須為每幢已興建或將興建的住宅大樓提供最少一個上落貨車位，上落貨車位並須位於每幢住宅大樓附近或之內。
 - (b) 每個上落貨車位須符合指定的尺寸，及該等上落貨車位不得用作與在該地段上已建或擬建的建築物有關的上落貨以外的任何用途。
12. 批地文件特別條款第(20)條規定：
- (a) 須按指定的比率或署長同意採用之其他比率，在該地段內提供停車位以供停泊屬於該地段上已興建或將興建的建築物之住客及其真正賓客、訪客或獲邀請者的單車，以令署長滿意。
 - (b) 按批地文件特別條款第(20)條提供的車位不得用作批地文件特別條款第(20)條規定者以外的任何用途，尤其不得用於儲存、展示或展出汽車以供出售或其他用途或用於提供車輛清潔及美容服務。
13. 批地文件特別條款第(23)(a)條規定：
- 即使批地文件的條款已獲遵從及符合達至署長滿意，住客車位及住客電單車車位不得：
- (i) 轉讓，除非
 - (I) 連同賦予就該地段上已興建或將興建的建築物的住宅單位的獨家使用及管有權的不可分割份數一併轉讓；或
 - (II) 予一名已擁有賦予就該地段上已興建或將興建的建築物的住宅單位的獨家使用及管有權的不可分割份數的人士；或
 - (ii) 出租，除非租予該地段上已興建或將興建的建築物的住宅單位的住客。
- 惟在任何情況下，不得把合共超過3個住客車位及住客電單車車位轉讓予該地段上已興建或將興建的建築物的任何一個住宅單位的業主或出租予任何一個住宅單位的住客。
14. 批地文件特別條款第(25)條規定：
- 經署長批准及存放於署長處的停車場佈局圖上標示的泊車位及上落貨車位不得用作任何於批地文件特別條款第(18)、(19)及(20)條分別列明之用途以外的用途。買方須按照前述佈局圖維持該等泊車位、上落貨車位及包括但不限於升降機、樓梯平台和迴旋及循環區域的其他範圍，及除有署長批出的事前書面同意外不得變更該佈局。除在前述經批准的佈局圖上標示為泊車位的位置外，該地段或其上任何建築物或構築物的任何部份不得用作泊車用途。
15. 批地文件特別條款第(27)條規定：
- (a) 該地段是連同予買方及其僱員、訪客、工人及其他獲其授權的人士在批地文件協定的整個批租年期內不時及任何時候為一切與適當使用及享用該地段有關的合法目的通過和再通過由署長批准的水平的在批地文件夾附的圖則上以棕色顯示的範圍（「棕色範圍」）的權利批出。
 - (b) 買方須於2021年3月31日或之前或署長規定的其他時限內，自費以署長要求或批准的方式、物料及標準，在棕色範圍上（且沿獲授予批地文件特別條款第(27)(a)條所述的通行權的範圍）興建一條經鋪設的道路及相關街道設施、輔助交通設備、街燈、污水渠、排水渠及其他構築物，並須對可能獲授予整個棕色範圍或其任何部份的通行權的附近任何其他地段的業主造成最少滋擾。
 - (c) 買方須自費維持、保養及維修棕色範圍及任何構成其部份或附屬於其的一切物件，以令署長滿意，買方並須對其整體負責，猶如他是其絕對擁有人一樣。
 - (d) 買方不得就任何吸納部分或整個獲授予通行權的棕色範圍作為任何公共道路或公共街道的改動或影響其坡度的任何公共道路或公共街道改動（「該等改動」）提出任何申索，買方並須自費對餘下並未被吸納或收回作公共道路或公共街道的其興建的經鋪設道路的部分進行所有後續工程，以令署長滿意。
 - (e) 批地文件特別條款第(27)(a)條所指的授予的通行權並無給予買方對棕色範圍的專有權利。政府有權在現在或將來任何時間向附近任何地段的擁有人授予棕色範圍的通行權、進行該等改動、或為某公共道路或公共街道收回整個或部分棕色範圍，而無須向買方或任何可能獲授予整個或部分棕色範圍的通行權的其他擁有人支付任何賠償。
 - (f) 若買方未有履行批地文件特別條款第(27)(b)及(c)條的義務，政府可以買方付費的形式進行必要的建造、維修和修理工程，買方並須在政府要求下向其支付一筆相等於工程費用的款項，金額由署長釐定且其為最終的及對買方有約束力。

- (g) 儘管批地文件特別條款第(27)(a)條所指的授予的通行權，政府有全權及權力在給予買方不少於14天書面通知（緊急情況除外）後，按署長認為適當地鋪設、安裝、中轉、改道、移除、重設、更換、檢視、運作、修理、維修及更新任何現在或今後將會在棕色範圍上、之上、之下或毗鄰的政府或其他排水渠、暗渠、水道或渠道、污水渠、明渠、總水喉、管道、電纜、電綫、綫路、公用服務或其他工程或設施（下文統稱為「該等服務設施」），並修復任何及一切因而產生的損害，且署長、其官員、承建商及其他獲其授權的人士、及其工人有權帶同或不帶同工具、設備、裝置、機器或車輛，為上述目的在任何時候自由進出及再進出棕色範圍。未經署長事先書面批准，買方不得擾亂或允許任何人擾亂該等服務設施。除就有關修復因行使上述權利及權力而引致的任何及所有損害外，政府、署長、其官員、承建商及其他獲其授權的人士、及其工人無須就因行使批地文件特別條款第(27)(g)條賦予的權利而引致買方或使其蒙受的任何損失、損害、滋擾或干擾附上任何法律責任，且買方不能向其提出任何申索或反對。
16. 批地文件特別條款第(28)條規定：
- 未經署長預先書面同意，買方不得削去、移除或土地後移毗鄰或毗連該地段的任何政府土地或在任何政府土地上進行任何堆積或堆填或任何類型的斜坡處理工程。署長可自行酌情作出同意並施加他認為合適的條件，包括支付他可決定的地價後授予額外的政府土地作為該地段的延伸。
17. 批地文件特別條款第(29)(a)條規定：
- 如該地段或任何政府土地內現時或以往曾經進行過任何削土、移土或土地後移工程、或堆積或堆填或任何類型的斜坡處理工程，不論事前是否獲署長書面同意，而該等工程是為了或關乎該地段或其任何部分的形成、平整或發展的目的或買方按此等條款而須要完成的工程的目的或其他任何的目的，買方須自費進行及建造現時或將來不時需要的該等斜坡處理工程、護土牆或其他支撐、防護、排水或附屬或其他工程，以保護和支撐該地段內的土地及任何相鄰或毗鄰的政府土地或已批租土地，同時避免及防止其後發生滑土、山泥傾瀉或地陷。買方應時刻在批地文件協定的整個批租年期內自費保養上述土地、斜坡處理工程、護土牆或其他支撐、防護、排水或附屬或其他工程，以保持其良好充足的維修狀態，以使署長滿意。
- 批地文件特別條款第(29)(c)條規定：
- 若買方進行的形成、平整、發展或其他工程或其他因素導致該地段或任何相鄰或毗鄰政府或已批租土地在任何時候發生任何滑土、山泥傾瀉或地陷，買方須自費將之回復原貌及修復以使署長滿意，並就因此等滑土、山泥傾瀉或地陷而引致其蒙受或招致的任何費用、支出、損失、索償及申索，向政府、其代理人及承建商作出彌償及保持彌償。
- 批地文件特別條款第(29)(d)條規定：
- 除批地文件內訂明有關違反此等批地條款而賦予的任何權利或補償外，署長有權以書面通知要求買方進行、建造及保養上述土地、斜坡處理工程、護土牆或其他支撐、防護、排水或附屬或其他工程或要求將發生滑土、山泥傾瀉或地陷之處回復原貌及修復。如買方忽略或沒有於指明時間內履行該通知內的要求，署長可立即執行及展開所須的工程而買方須在收到通知要求後向政府償還相關的成本與及任何行政或專業費用和支出。
18. 批地文件特別條款第(31)條規定：
- 如該地段或其任何部分發展或重新發展時已安裝預應力地錨，買方須在該預應力地錨的整個使用周期自費進行定期維修和定期監察，以使署長滿意。買方並須按署長不時全權酌情的要求下，提供所有監察工程的報告及資料。如買方忽略或沒有執行指定的監察工程，署長可立即執行及展開該監察工程，而買方須於政府要求時償還有關的費用。
19. 批地文件特別條款第(33)條規定：
- 買方須時刻採取或達致採取一切恰當及足夠的謹慎、能力和預防措施，尤其是進行建造、保養、更新或修理工程（下稱「工程」）時，以免損害、干擾或阻礙該地段或其任何部分之上、上面、之下或毗鄰的任何政府或其他現有排水渠、水路或水道、總水喉、道路、行人路、街道設施、污水渠、明渠、管道、電纜、電線、公用事業設施或任何其他工程或裝置（以下合稱「服務設施」）。買方須在進行工程前按需要進行或達致進行妥善勘測及查詢，以確定服務設施的現有位置及水平高度，並須向署長提交計劃書，述明其建議如何處理可能受工程影響的服務設施，以獲取署長在所有方面的批准。買方須待署長書面批准買方的工程及計劃書後，方可展開工程。買方須自費符合所有署長在作出批准時施

SUMMARY OF LAND GRANT

批地文件的摘要

加的任何要求，包括任何必需的改道、重鋪或還原工程的費用。如因工程對該地段或棕色範圍或該地段或其任何部份及棕色範圍兩者或任何服務設施造成任何損害、干擾或阻礙，買方須自費全面地進行修理、復修及還原工程，以使署長滿意（除非署長另作選擇，明渠、污水管、雨水渠、總水管之復修工程將由署長負責，而買方則須在政府要求時支付有關工程的費用）。若買方未有在該地段或其任何部分或棕色範圍或該地段或其任何部份及棕色範圍兩者或對任何服務設施展開任何所需的改道、重鋪、修理、復修及還原工程致使署長滿意，署長可展開任何其認為需要之改道、重鋪、修理、復修及還原工程，而買方則須在政府要求時支付有關工程的費用。

註：

本節中提述「買方」一詞指根據批地文件中的買方和如文意允許或要求的情況下包括其遺囑執行人、遺產管理人、承讓人及（如為法團）其繼承人及承讓人。

INFORMATION ON PUBLIC FACILITIES AND PUBLIC OPEN SPACES

公共設施及公眾休憩用地的資料

A. Facilities that are required under the land grant to be constructed and provided for the Government, or for public use

Brown Area

Under Special Condition No.(27)(b) of the Land Grant, the Purchaser shall on or before the 31st day of March 2021 or within such other time limit as may be specified by the Director of Lands ("the Director"), at his own expense, in such manner, with such materials and to such standards as the Director shall require or approve, construct a paved way with the associated street furnitures, traffic aids, street lighting, sewers, drains and other structures on the Brown Area (as defined in the Land Grant) over and along which a right of way referred to in Special Condition No.(27)(a) of the Land Grant is given.

Relevant provisions of the Land Grant

Special Condition No.(27) of the Land Grant:

- " (a) The lot is granted together with a right for the Purchaser and his servants, visitors, workmen and other persons authorized by him in that behalf from time to time and at all times during the term hereby agreed to be granted for all lawful purposes connected with the proper use and enjoyment of the lot to pass and repass, on, along, over, by and through the area shown coloured brown on the plan annexed hereto (hereinafter referred to as "**the Brown Area**") at such levels as may be approved by the Director.
- (b) The Purchaser shall, on or before the 31st day of March 2021 or within such other time limit as may be specified by the Director, at his own expense, in such manner, with such materials and to such standards as the Director shall require or approve, construct a paved way with the associated street furnitures, traffic aids, street lighting, sewers, drains and other structures on the Brown Area over and along which a right of way referred to in sub-clause (a) of this Special Condition is given with minimum disturbance to the owners of any other lots in the vicinity to whom rights of way over the whole or any portion of the Brown Area may have been granted.
- (c) The Purchaser shall at his own expense uphold, maintain and repair the Brown Area and everything forming a portion of or pertaining to it, all to be done to the satisfaction of the Director and the Purchaser shall be responsible for the whole as if he were the absolute owner thereof.
- (d) Any alteration to any public road or public street absorbing a portion or the whole of the Brown Area ("**the Alteration**") over and along which a right of way is given or affecting the gradient thereof, shall not give rise to any claim whatsoever by the Purchaser who shall at his own expense carry out all consequent alterations to such remaining part of the paved way constructed by him as is not being absorbed or taken over as a public road or public street to the satisfaction of the Director.
- (e) The grant of the right of way referred to in sub-clause (a) of this Special Condition shall not give the Purchaser the exclusive right over the Brown Area. The Government shall have the right to grant rights of way over the Brown Area to the owners of any other lots in the vicinity now or at any time in the future, carry out the Alteration, or to take over the whole or any portion of the Brown Area for the purposes of a public road or public street without payment of any compensation to the Purchaser or to other owners to whom rights of way over the whole or any portion of the Brown Area may have been granted.
- (f) In the event of the non-fulfilment of the Purchaser's obligations under sub-clauses (b) and (c) of this Special Condition, the Government may carry out the necessary construction, maintenance and repair works at the cost of the Purchaser who shall pay to the Government on demand a sum equal to the cost thereof, such sum to be determined by the Director whose determination shall be final and shall be binding upon the Purchaser.
- (g) Notwithstanding the grant of the right of way referred to in sub-clause (a) of this Special Condition, the Government shall have the full right and power, upon giving to the Purchaser, not less than fourteen days' written notice (save in case of emergency) to lay, install, relay, divert, remove, reprovise, replace, inspect, operate, repair, maintain and renew any Government or other drain, culvert, waterway or watercourse, sewer, nullah, water main, pipe, cable, wire, line, utility service or other works or installations (all together hereinafter referred to as "**the services**") which are now or may hereafter be upon, over, under or adjacent to the Brown Area as the Director may in his absolute discretion deem fit, making good any and all damage caused thereby, and the Director, his officers, contractors and any other persons authorised by him, his or their workmen with or without tools, equipment, plant, machinery or motor vehicles shall have the right of free ingress, egress and regress at all times to and from the Brown Area for the purposes aforesaid. The Purchaser shall not disturb or

allow anybody to disturb the services without prior written approval from the Director. Save in respect of making good any and all damage caused by any exercise of the aforesaid rights and powers, the Government, the Director, his officers, contractors and any other persons authorised by him, his or their workmen shall have no liability in respect of any loss, damage, nuisance or disturbance whatsoever caused to or suffered by the Purchaser arising out of or incidental to the exercise of the rights conferred under this sub-clause (g), and no claim nor objection whatsoever shall be made against him or them by the Purchaser. "

Relevant provisions of the Deed of Mutual Covenant

Clause (3:02:01) of the executed Deed of Mutual Covenant and Management Agreement (Memorial No.20111601230030):

" Save and except as otherwise expressly provided in this Deed, the Manager shall be responsible for and shall have full authority to do all such acts and things as may be necessary or requisite for and in connection with the proper and efficient management of the Development, including in particular but without in any way limiting the generality of the foregoing :-

- (w) to take all steps necessary or expedient for complying with the Government Grant and any statutory or Governmental requirements concerning or relating to the Lot and/or the Development for which no Owner, tenant or occupier of the Lot and/or the Development is solely responsible;"

B. Facilities that are required under the land grant to be managed, operated or maintained for public use at the expense of the owners of the residential properties in the Development

Brown Area

Under Special Condition No.(27)(c) of the Land Grant, the Purchaser shall at his own expense uphold, maintain and repair the Brown Area and everything forming a portion of or pertaining to it, all to be done to the satisfaction of the Director and the Purchaser shall be responsible for the whole as if he were the absolute owner thereof.

Relevant provisions of the Land Grant

Special Condition No.(27) of the Land Grant:

- " (a) The lot is granted together with a right for the Purchaser and his servants, visitors, workmen and other persons authorized by him in that behalf from time to time and at all times during the term hereby agreed to be granted for all lawful purposes connected with the proper use and enjoyment of the lot to pass and repass, on, along, over, by and through the area shown coloured brown on the plan annexed hereto (hereinafter referred to as "**the Brown Area**") at such levels as may be approved by the Director.
- (b) The Purchaser shall, on or before the 31st day of March 2021 or within such other time limit as may be specified by the Director, at his own expense, in such manner, with such materials and to such standards as the Director shall require or approve, construct a paved way with the associated street furnitures, traffic aids, street lighting, sewers, drains and other structures on the Brown Area over and along which a right of way referred to in sub-clause (a) of this Special Condition is given with minimum disturbance to the owners of any other lots in the vicinity to whom rights of way over the whole or any portion of the Brown Area may have been granted.
- (c) The Purchaser shall at his own expense uphold, maintain and repair the Brown Area and everything forming a portion of or pertaining to it, all to be done to the satisfaction of the Director and the Purchaser shall be responsible for the whole as if he were the absolute owner thereof.
- (d) Any alteration to any public road or public street absorbing a portion or the whole of the Brown Area ("**the Alteration**") over and along which a right of way is given or affecting the gradient thereof, shall not give rise to any claim whatsoever by the Purchaser who shall at his own expense carry out all consequent alterations to such remaining part of the paved way constructed by him as is not being absorbed or taken over as a public road or public street to the satisfaction of the Director.
- (e) The grant of the right of way referred to in sub-clause (a) of this Special Condition shall not give the Purchaser the exclusive right over the Brown Area. The Government shall have the right to grant rights of way over the Brown Area to the owners of any other lots in the vicinity now or at any time in the future, carry

INFORMATION ON PUBLIC FACILITIES AND PUBLIC OPEN SPACES

公共設施及公眾休憩用地的資料

out the Alteration, or to take over the whole or any portion of the Brown Area for the purposes of a public road or public street without payment of any compensation to the Purchaser or to other owners to whom rights of way over the whole or any portion of the Brown Area may have been granted.

- (f) In the event of the non-fulfilment of the Purchaser's obligations under sub-clauses (b) and (c) of this Special Condition, the Government may carry out the necessary construction, maintenance and repair works at the cost of the Purchaser who shall pay to the Government on demand a sum equal to the cost thereof, such sum to be determined by the Director whose determination shall be final and shall be binding upon the Purchaser.
- (g) Notwithstanding the grant of the right of way referred to in sub-clause (a) of this Special Condition, the Government shall have the full right and power, upon giving to the Purchaser, not less than fourteen days' written notice (save in case of emergency) to lay, install, relay, divert, remove, reprovise, replace, inspect, operate, repair, maintain and renew any Government or other drain, culvert, waterway or watercourse, sewer, nullah, water main, pipe, cable, wire, line, utility service or other works or installations (all together hereinafter referred to as "the services") which are now or may hereafter be upon, over, under or adjacent to the Brown Area as the Director may in his absolute discretion deem fit, making good any and all damage caused thereby, and the Director, his officers, contractors and any other persons authorised by him, his or their workmen with or without tools, equipment, plant, machinery or motor vehicles shall have the right of free ingress, egress and regress at all times to and from the Brown Area for the purposes aforesaid. The Purchaser shall not disturb or allow anybody to disturb the services without prior written approval from the Director. Save in respect of making good any and all damage caused by any exercise of the aforesaid rights and powers, the Government, the Director, his officers, contractors and any other persons authorised by him, his or their workmen shall have no liability in respect of any loss, damage, nuisance or disturbance whatsoever caused to or suffered by the Purchaser arising out of or incidental to the exercise of the rights conferred under this sub-clause (g), and no claim nor objection whatsoever shall be made against him or them by the Purchaser."

Relevant provisions of the Deed of Mutual Covenant

Clause (3:02:01) of the executed Deed of Mutual Covenant and Management Agreement (Memorial No.20111601230030):

"Save and except as otherwise expressly provided in this Deed, the Manager shall be responsible for and shall have full authority to do all such acts and things as may be necessary or requisite for and in connection with the proper and efficient management of the Development, including in particular but without in any way limiting the generality of the foregoing :-

- (w) to take all steps necessary or expedient for complying with the Government Grant and any statutory or Governmental requirements concerning or relating to the Lot and/or the Development for which no Owner, tenant or occupier of the Lot and/or the Development is solely responsible;"

C. Open space that is required under the land grant to be managed, operated or maintained for public use at the expense of the owners of the residential properties in the Development

Not Applicable

D. Part of the land (on which the Development is situated) that is dedicated to the public for the purposes of Regulation 22(1) of the Building (Planning) Regulations (Cap.123 Sub. Leg. F)

Not Applicable

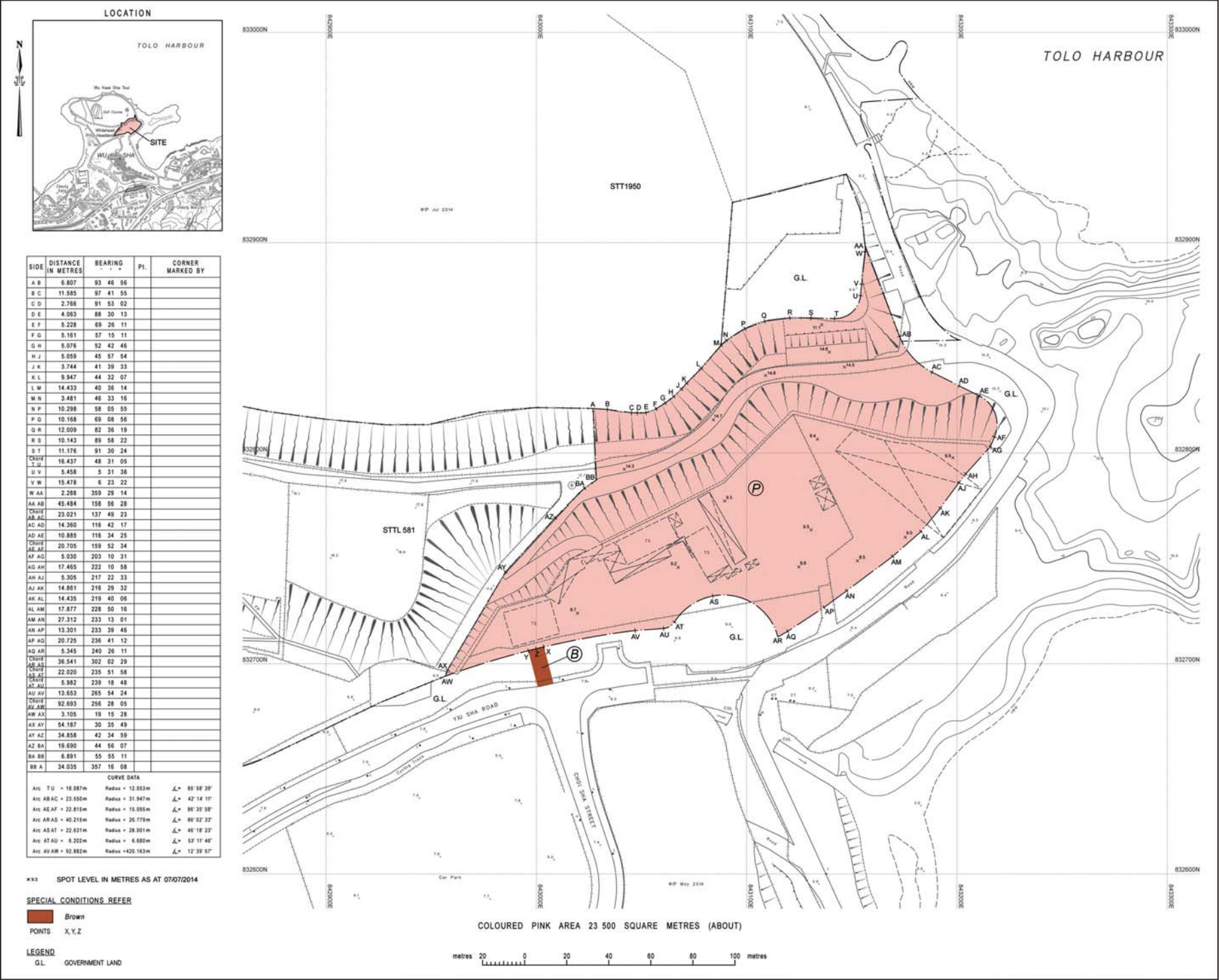
In relation to those facilities and open spaces, and those parts of the land mentioned in paragraphs A, B, C and D above that are for public use, the general public has the right to use the facilities or open spaces, or the parts of the land, in accordance with the Land Grant.

The facilities and open spaces mentioned in paragraphs B and C above are required to be managed, operated or maintained at the expense of the owners of the residential properties in the Development, and those owners are required to meet a proportion of the expense of managing, operating or maintaining the facilities or open spaces through the management expenses apportioned to the residential properties concerned.

INFORMATION ON PUBLIC FACILITIES AND PUBLIC OPEN SPACES

公共設施及公眾休憩用地的資料

E. A plan that shows the location of those facilities and open spaces, and those parts of the land



Brown

INFORMATION ON PUBLIC FACILITIES AND PUBLIC OPEN SPACES

公共設施及公眾休憩用地的資料

A. 根據批地文件規定須興建並提供予政府或供公眾使用的任何設施

棕色範圍

根據批地文件特別條款第(27)(b)條，買方須於2021年3月31日或之前或地政總署署長（「署長」）規定的其他時限內，自費以署長要求或批准的方式、物料及標準，在棕色範圍（在批地文件中定義）上（且沿獲授予批地文件特別條款第(27)(a)條所述的通行權的範圍）興建一條經鋪設的道路及相關街道設施、輔助交通設備、街燈、污水渠、排水渠及其他構築物。

批地文件的相關條文

批地文件特別條款第(27)條規定：

- 「(a) 本地段是連同予買方及其僱員、訪客、工人及其他獲其授權的人士在本文協定的整個批租年期內不時及任何時候為一切與適當使用及享用該地段有關的合法目的通過和再通過由署長批准的水平的在本文夾附的圖則上以棕色顯示的範圍（「棕色範圍」）的權利批出。
- (b) 買方須於2021年3月31日或之前或署長規定的其他時限內，自費以署長要求或批准的方式、物料及標準，在棕色範圍上（且沿獲授予本特別條款第(a)款所述的通行權的範圍）興建一條經鋪設的道路及相關街道設施、輔助交通設備、街燈、污水渠、排水渠及其他構築物，並須對可能獲授予整個棕色範圍或其任何部份的通行權的附近任何其他地段的業主造成最少滋擾。
- (c) 買方須自費維持、保養及維修棕色範圍及任何構成其部份或附屬於其的一切物件，以令署長滿意，買方並須對其整體負責，猶如他是其絕對擁有人一樣。
- (d) 買方不得就任何吸納部分或整個獲授予通行權的棕色範圍作為任何公共道路或公共街道的改動或影響其坡度的任何公共道路或公共街道改動（「該等改動」）提出任何申索，買方並須自費對餘下並未被吸納或收回作公共道路或公共街道的其興建的經鋪設道路的部分進行所有後續工程，以令署長滿意。
- (e) 本特別條款第(a)款所指的授予的通行權並無給予買方對棕色範圍的專有權利。政府有權在現在或將來任何時間向附近任何地段的擁有人授予棕色範圍的通行權、進行該等改動、或為某公共道路或公共街道收回整個或部分棕色範圍，而無須向買方或任何可能獲授予整個或部分棕色範圍的通行權的其他擁有人支付任何賠償。
- (f) 若買方未有履行本特別條款第(b)及(c)款的義務，政府可以買方付費的形式進行必要的建造、維修和修理工程，買方並須在政府要求下向其支付一筆相等於工程費用的款項，金額由署長釐定且其為最終的及對買方有約束力。
- (g) 儘管本特別條款第(a)款所指的授予的通行權，政府有全權及權力在給予買方不少於14天書面通知（緊急情況除外）後，按署長認為適當地鋪設、安裝、中轉、改道、移除、重設、更換、檢視、運作、修理、維修及更新任何現在或今後將會在棕色範圍上、之上、之下或毗鄰的政府或其他排水渠、暗渠、水道或渠道、污水渠、明渠、總水喉、管道、電纜、電綫、綫路、公用服務或其他工程或設施（下文統稱為「該等服務設施」），並修復任何及一切因而產生的損害，且署長、其官員、承建商及其他獲其授權的人士、及其工人有權帶同或不帶同工具、設備、裝置、機器或車輛，為上述目的在任何時候自由進出及再進出棕色範圍。未經署長事先書面批准，買方不得擾亂或允許任何人擾亂該等服務設施。除就有關修復因行使上述權利及權力而引致的任何及所有損害外，政府、署長、其官員、承建商及其他獲其授權的人士、及其工人無須就因行使本第(g)款賦予的權利而引致買方或使其蒙受的任何損失、損害、滋擾或干擾附上任何法律責任，且買方不能向其提出任何申索或反對。」

公契的相關條文

已簽立的公契及管理合約(註冊摘要編號20111601230030)的第(3:02:01)條：

「除本公契另有明文指明者外，管理人須負責並有全權作出一切與妥善及有效管理發展項目所需要

或必要的行動及事項，在不限上文一般性的情況下，包括但不限於：

- (w) 採取一切必要或合適的措施，以遵從批地文件及任何法例或政府對該地段及/或發展項目作出但並非該地段及/或發展項目的個別業主、租客或佔用人需獨自負責的要求；」

B. 根據批地文件規定須由發展項目中的住宅物業的擁有人出資管理、營運或維持以供公眾使用的任何設施

棕色範圍

根據批地文件特別條款第(27)(c)條，買方須自費維持、保養及維修棕色範圍及任何構成其部份或附屬於其的一切物件，以令署長滿意，買方並須對其整體負責，猶如他是其絕對擁有人一樣。

批地文件的相關條文

批地文件特別條款第(27)條規定：

- 「(a) 本地段是連同予買方及其僱員、訪客、工人及其他獲其授權的人士在本文協定的整個批租年期內不時及任何時候為一切與適當使用及享用該地段有關的合法目的通過和再通過由署長批准的水平的在本文夾附的圖則上以棕色顯示的範圍（「棕色範圍」）的權利批出。
- (b) 買方須於2021年3月31日或之前或署長規定的其他時限內，自費以署長要求或批准的方式、物料及標準，在棕色範圍上（且沿獲授予本特別條款第(a)款所述的通行權的範圍）興建一條經鋪設的道路及相關街道設施、輔助交通設備、街燈、污水渠、排水渠及其他構築物，並須對可能獲授予整個棕色範圍或其任何部份的通行權的附近任何其他地段的業主造成最少滋擾。
- (c) 買方須自費維持、保養及維修棕色範圍及任何構成其部份或附屬於其的一切物件，以令署長滿意，買方並須對其整體負責，猶如他是其絕對擁有人一樣。
- (d) 買方不得就任何吸納部分或整個獲授予通行權的棕色範圍作為任何公共道路或公共街道的改動或影響其坡度的任何公共道路或公共街道改動（「該等改動」）提出任何申索，買方並須自費對餘下並未被吸納或收回作公共道路或公共街道的其興建的經鋪設道路的部分進行所有後續工程，以令署長滿意。
- (e) 本特別條款第(a)款所指的授予的通行權並無給予買方對棕色範圍的專有權利。政府有權在現在或將來任何時間向附近任何地段的擁有人授予棕色範圍的通行權、進行該等改動、或為某公共道路或公共街道收回整個或部分棕色範圍，而無須向買方或任何可能獲授予整個或部分棕色範圍的通行權的其他擁有人支付任何賠償。
- (f) 若買方未有履行本特別條款第(b)及(c)款的義務，政府可以買方付費的形式進行必要的建造、維修和修理工程，買方並須在政府要求下向其支付一筆相等於工程費用的款項，金額由署長釐定且其為最終的及對買方有約束力。
- (g) 儘管本特別條款第(a)款所指的授予的通行權，政府有全權及權力在給予買方不少於14天書面通知（緊急情況除外）後，按署長認為適當地鋪設、安裝、中轉、改道、移除、重設、更換、檢視、運作、修理、維修及更新任何現在或今後將會在棕色範圍上、之上、之下或毗鄰的政府或其他排水渠、暗渠、水道或渠道、污水渠、明渠、總水喉、管道、電纜、電綫、綫路、公用服務或其他工程或設施（下文統稱為「該等服務設施」），並修復任何及一切因而產生的損害，且署長、其官員、承建商及其他獲其授權的人士、及其工人有權帶同或不帶同工具、設備、裝置、機器或車輛，為上述目的在任何時候自由進出及再進出棕色範圍。未經署長事先書面批准，買方不得擾亂或允許任何人擾亂該等服務設施。除就有關修復因行使上述權利及權力而引致的任何及所有損害外，政府、署長、其官員、承建商及其他獲其授權的人士、及其工人無須就因行使本第(g)款賦予的權利而引致買方或使其蒙受的任何損失、損害、滋擾或干擾附上任何法律責任，且買方不能向其提出任何申索或反對。」

INFORMATION ON PUBLIC FACILITIES AND PUBLIC OPEN SPACES

公共設施及公眾休憩用地的資料

公契的相關條文

已簽立的公契及管理合約(註冊摘要編號20111601230030)的第(3:02:01)條：

- 「除本公契另有明文指明者外，管理人須負責並有全權作出一切與妥善及有效管理發展項目所需要或必要的行動及事項，在不限制上文一般性的情況下，包括但不限於：
- (w) 採取一切必要或合適的措施，以遵從批地文件及任何法例或政府對該地段及/或發展項目作出但並非該地段及/或發展項目的個別業主、租客或佔用人需獨自負責的要求；」

C. 根據批地文件規定須由該項目中的住宅物業的擁有人出資管理、營運或維持以供公眾使用的任何休憩用地的大小

不適用

D. 發展項目所位於的土地中為施行《建築物(規劃)規例》(第123章，附屬法例F)第22(1)條而撥供公眾用途的任何部分

不適用

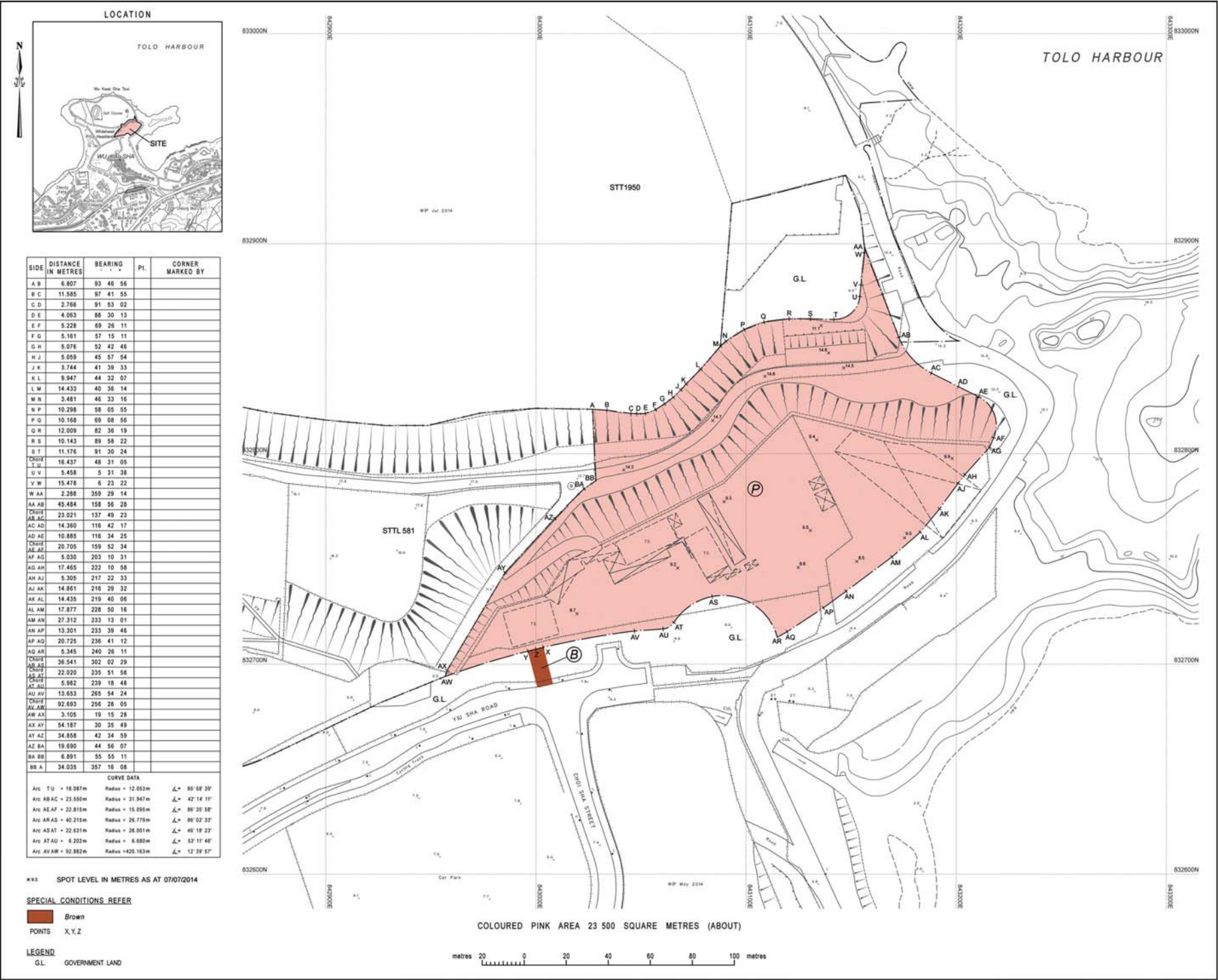
就以上A、B、C及D段提述的供公眾使用的設施及休憩用地及土地中的各部分，公眾有權按照批地文件使用該等設施或休憩設施，或土地中的該等部分。

以上B及C段提述的設施及休憩用地須由發展項目中的住宅物業的擁有人出資管理、營運或維持，而該等擁有人按規定須以由有關住宅物業分攤的管理開支，應付管理、營運或維持該等設施或休憩用地的部分開支。

INFORMATION ON PUBLIC FACILITIES AND PUBLIC OPEN SPACES

公共設施及公眾休憩用地的資料

E. 顯示該等設施、休憩用地及土地中的該等部份的圖則



棕色

WARNING TO PURCHASERS

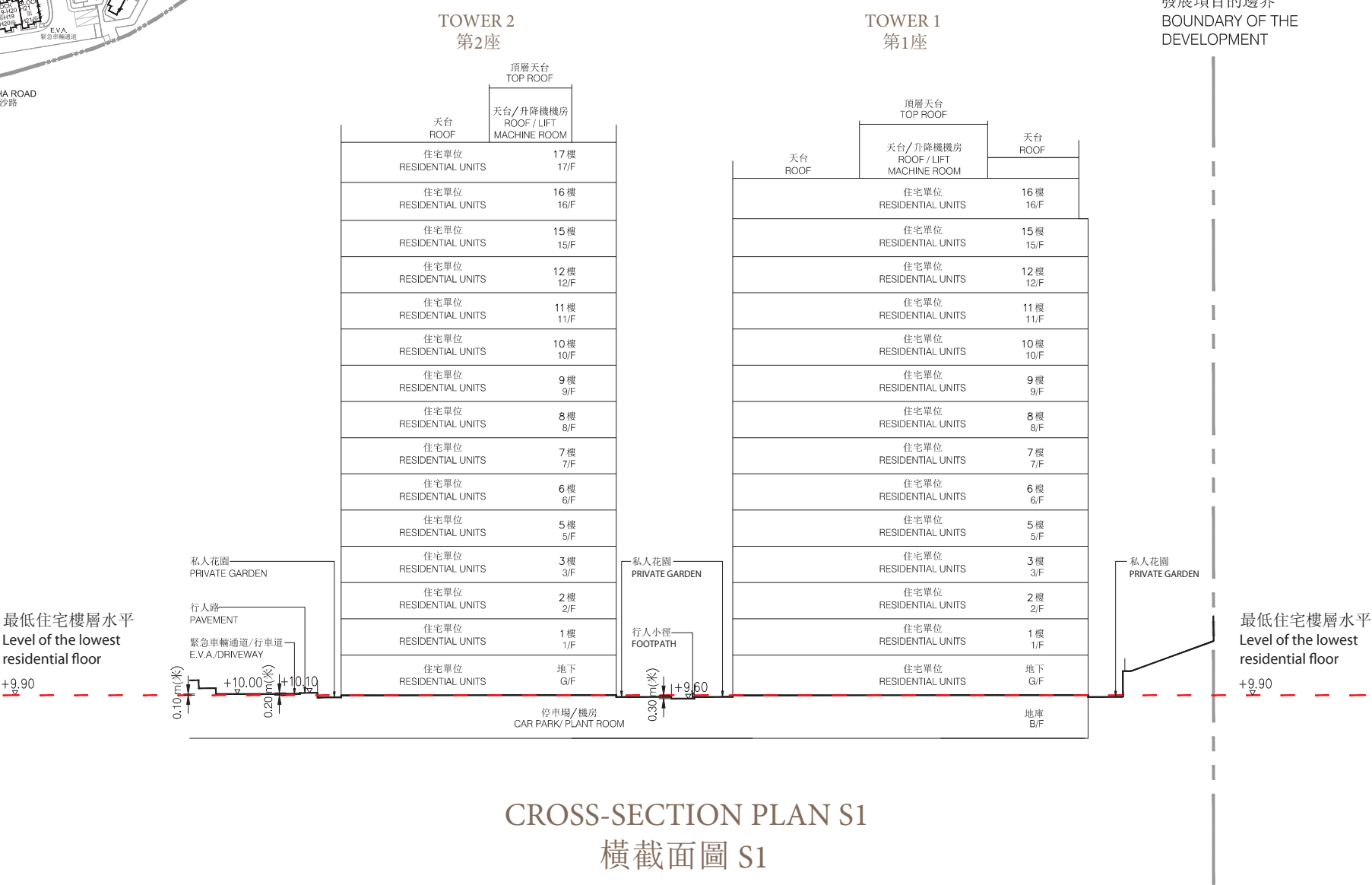
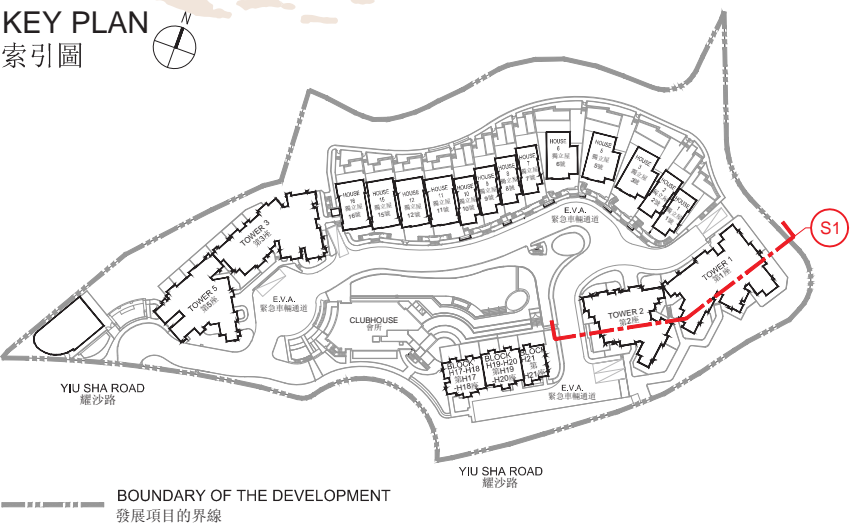
對買方的警告

1. The purchaser is recommended to instruct a separate firm of solicitors (other than that acting for the owner) to act for the purchaser in relation to the transaction.
 2. If the purchaser instructs such separate firm of solicitors to act for the purchaser in relation to the transaction, that firm will be able to give independent advice to the purchaser.
 3. If the purchaser instructs the firm of solicitors acting for the owner to act for the purchaser as well, and a conflict of interest arises between the owner and the purchaser: —
 - (i) that firm may not be able to protect the purchaser's interests; and
 - (ii) the purchaser may have to instruct a separate firm of solicitors.
 4. In the case of paragraph 3.(ii) above, the total solicitors' fees payable by the purchaser may be higher than the fees that would have been payable if the purchaser had instructed a separate firm of solicitors in the first place.
1. 現建議買方聘用一間獨立的律師事務所(代表擁有人行事者除外)，以在交易中代表買方行事。
 2. 如買方聘用上述的獨立的律師事務所，以在交易中代表買方行事，該律師事務所將會能夠向買方提供獨立意見。
 3. 如買方聘用代表擁有人行事的律師事務所同時代表買方行事，而擁有人與買方之間出現利益衝突： —
 - (i) 該律師事務所可能不能夠保障買方的利益；及
 - (ii) 買方可能要聘用一間獨立的律師事務所。
 4. 如屬上述(3)(ii)段的情況，買方須支付的律師費用總數，可能高於如買方自一開始即聘用一間獨立的律師事務所便須支付的費用。

CROSS-SECTION PLAN OF BUILDING IN THE DEVELOPMENT

發展項目中的建築物的橫截面圖

KEY PLAN
索引圖



CROSS-SECTION PLAN S1
橫截面圖 S1

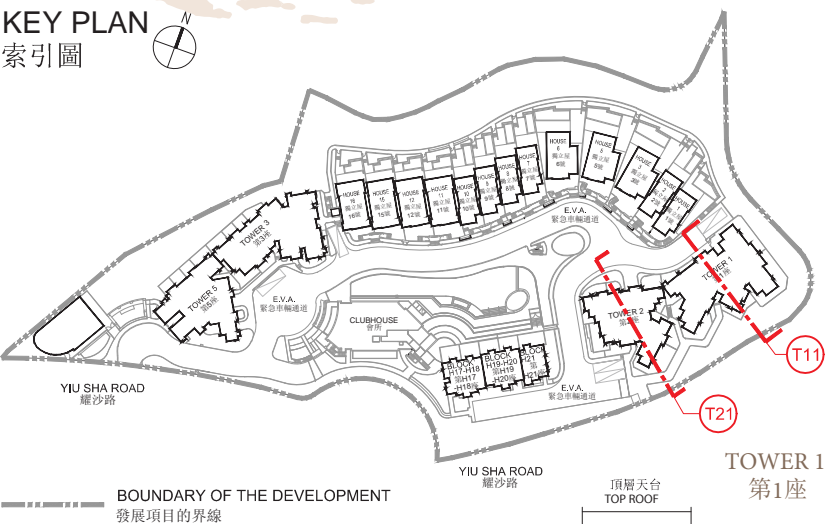
- Notes:
- ▽ Denotes height (in metres) above the Hong Kong Principal Datum.
 - - Dotted line denotes the level of the lowest residential floor.
 - The part of Emergency Vehicular Access (E.V.A.)/Driveway adjacent to the building is 10.00 metres above the Hong Kong Principal Datum.
 - The part of pavement adjacent to the building is 10.10 metres above the Hong Kong Principal Datum.
 - The part of footpath adjacent to the building is 9.60 metres above the Hong Kong Principal Datum.

- 註:
- ▽ 代表香港主水平基準以上的高度(米)。
 - - 虛線代表建築物之最低住宅樓層水平。
 - 毗連建築物的一段緊急車輛通道/行車道為香港主水平基準以上10.00米。
 - 毗連建築物的一段行人路為香港主水平基準以上10.10米。
 - 毗連建築物的一段行人小徑為香港主水平基準以上9.60米。

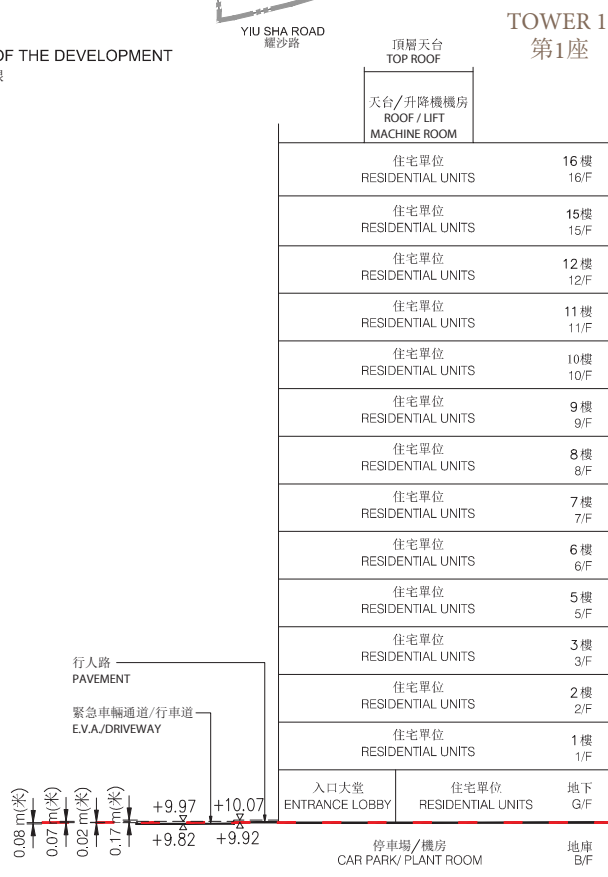
CROSS-SECTION PLAN OF BUILDING IN THE DEVELOPMENT

發展項目中的建築物的橫截面圖

KEY PLAN
索引圖



BOUNDARY OF THE DEVELOPMENT
發展項目的界線



CROSS-SECTION PLAN T11
橫截面圖 T11

- Notes:
- ▽ Denotes height (in metres) above the Hong Kong Principal Datum.
 - Dotted line denotes the level of the lowest residential floor.
 - The part of Emergency Vehicular Access (E.V.A.)/Driveway adjacent to the building is 9.82 metres to 9.97 metres above the Hong Kong Principal Datum.
 - The part of pavement adjacent to the building is 9.92 metres to 10.07 metres above the Hong Kong Principal Datum.

- 註:
- ▽ 代表香港主水平基準以上的高度(米)。
 - 虛線代表建築物之最低住宅樓層水平。
 - 毗連建築物的一段緊急車輛通道/行車道為香港主水平基準以上9.82米至9.97米。
 - 毗連建築物的一段行人路為香港主水平基準以上9.92米至10.07米。

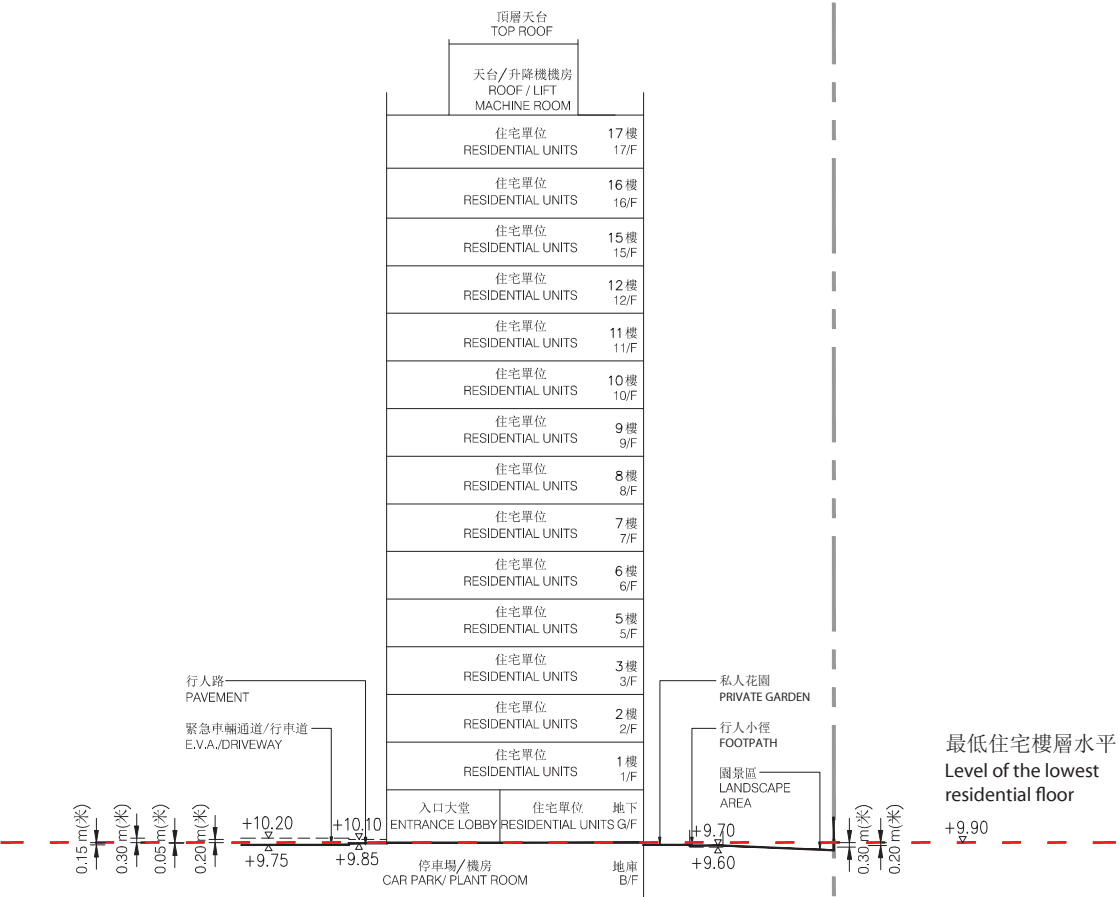
發展項目的邊界
BOUNDARY OF THE DEVELOPMENT

最低住宅樓層水平
Level of the lowest residential floor

+9.90

TOWER 2
第2座

發展項目的邊界
BOUNDARY OF THE DEVELOPMENT



CROSS-SECTION PLAN T21
橫截面圖 T21

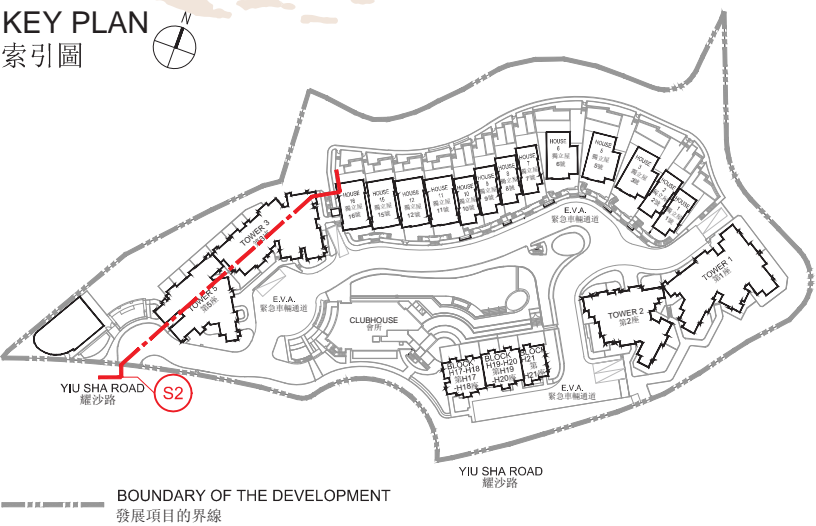
- Notes:
- ▽ Denotes height (in metres) above the Hong Kong Principal Datum.
 - Dotted line denotes the level of the lowest residential floor.
 - The part of Emergency Vehicular Access (E.V.A.)/Driveway adjacent to the building is 9.75 metres to 10.20 metres above the Hong Kong Principal Datum.
 - The part of pavement adjacent to the building is 9.85 metres to 10.10 metres above the Hong Kong Principal Datum.
 - The part of footpath adjacent to the building is 9.60 metres to 9.70 metres above the Hong Kong Principal Datum.

- 註:
- ▽ 代表香港主水平基準以上的高度(米)。
 - 虛線代表建築物之最低住宅樓層水平。
 - 毗連建築物的一段緊急車輛通道/行車道為香港主水平基準以上9.75米至10.20米。
 - 毗連建築物的一段行人路為香港主水平基準以上9.85米至10.10米。
 - 毗連建築物的一段行人小徑為香港主水平基準以上9.60米至9.70米。

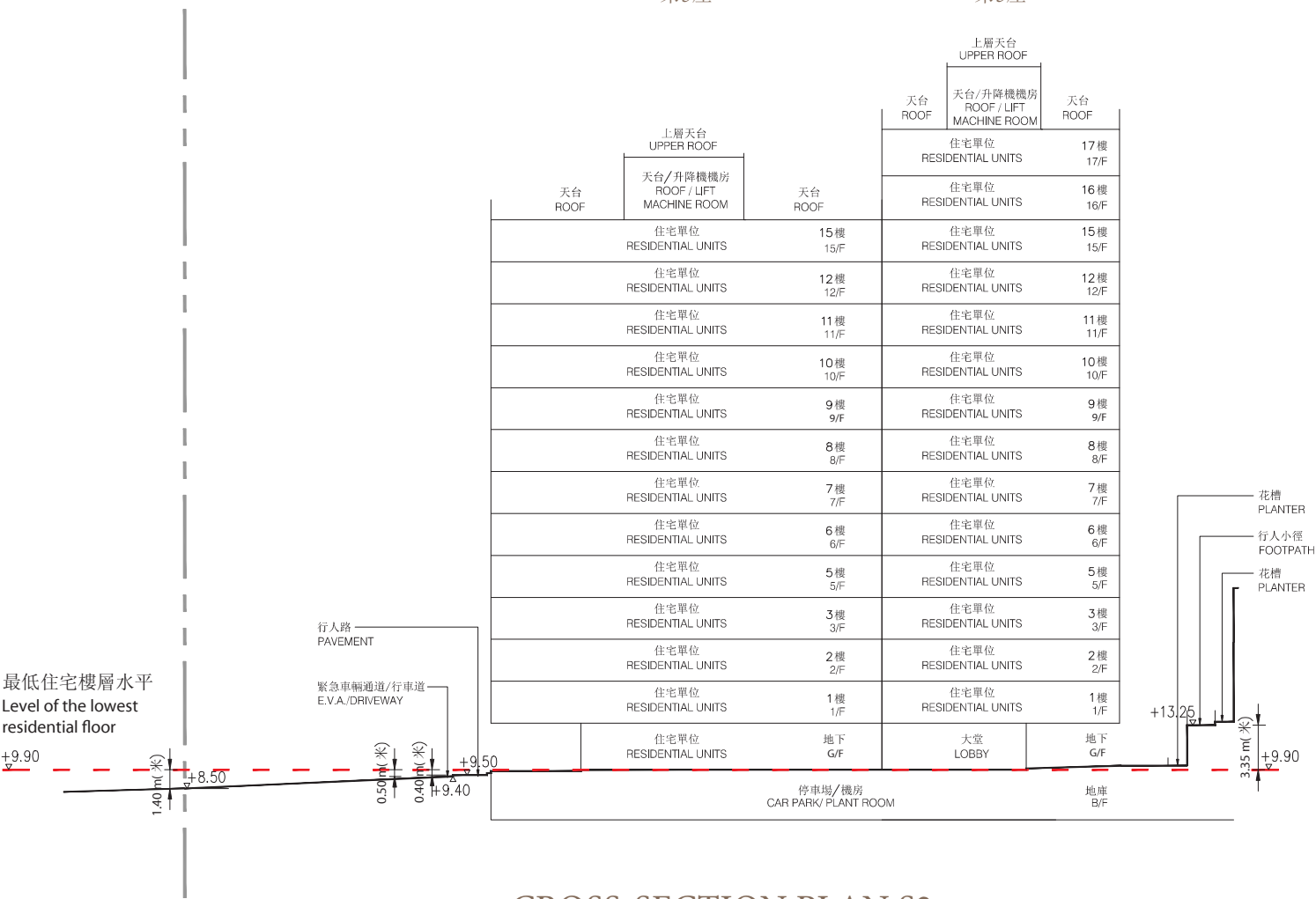
CROSS-SECTION PLAN OF BUILDING IN THE DEVELOPMENT

發展項目中的建築物的橫截面圖

KEY PLAN
索引圖



發展項目的邊界
BOUNDARY OF THE DEVELOPMENT



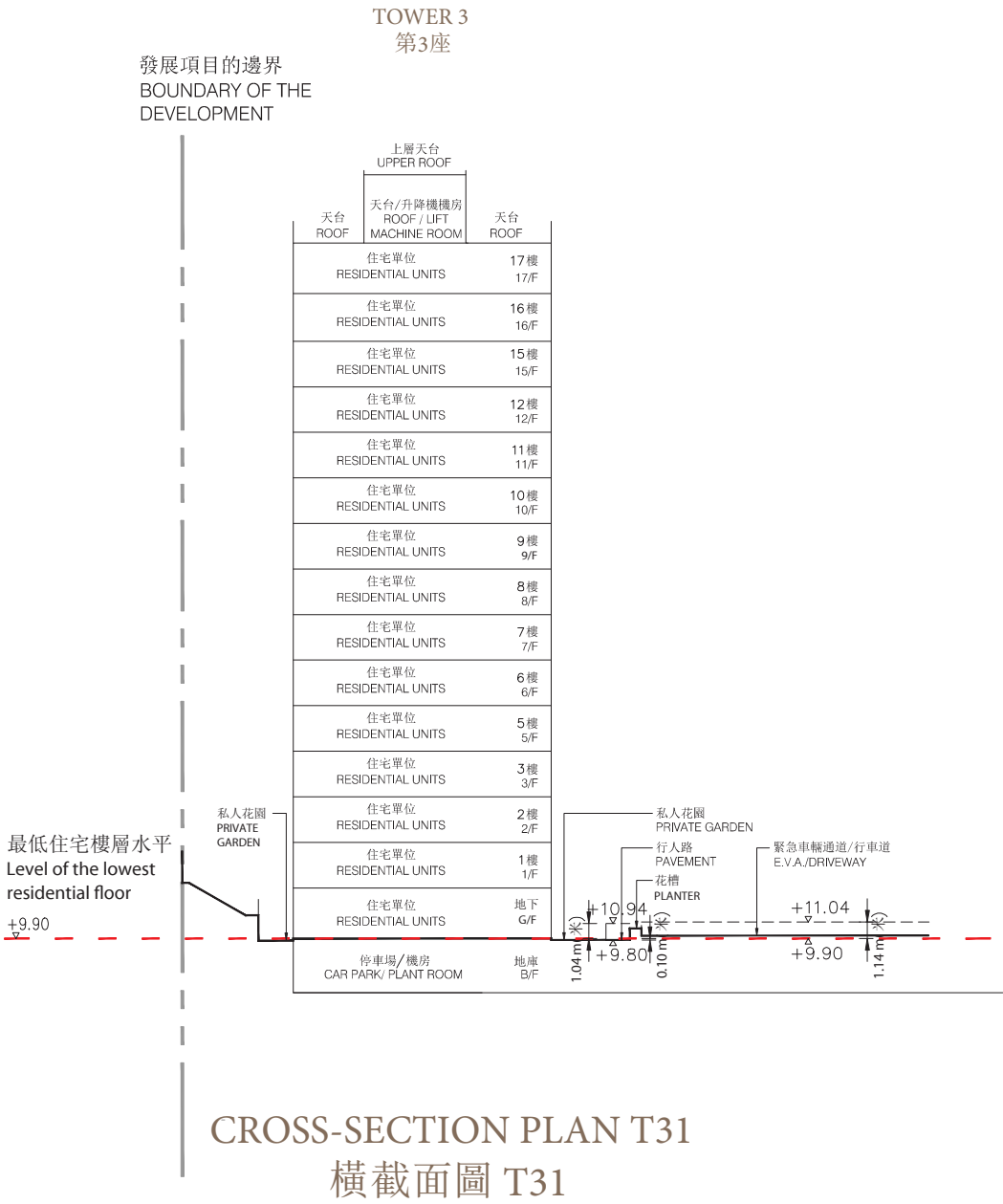
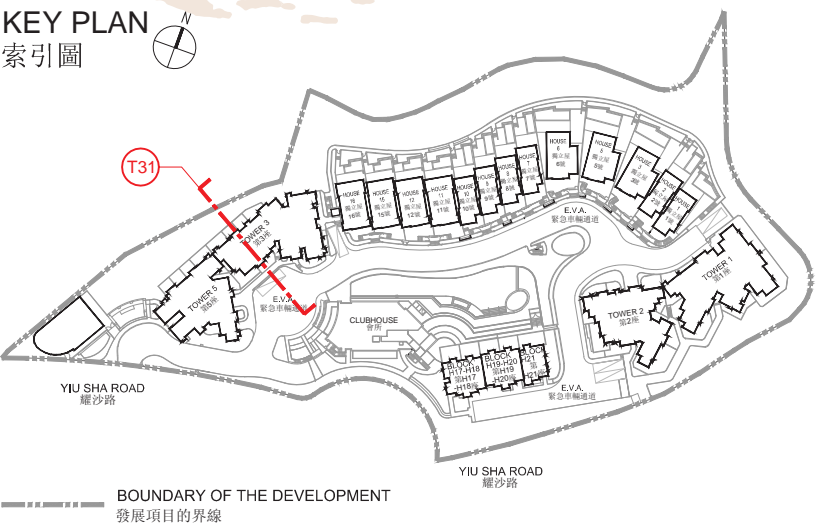
CROSS-SECTION PLAN S2
橫截面圖 S2

- Notes:
- ▽ Denotes height (in metres) above the Hong Kong Principal Datum.
 - Dotted line denotes the level of the lowest residential floor.
 - The part of Emergency Vehicular Access (E.V.A.)/Driveway adjacent to the building is 8.50 metres to 9.40 metres above the Hong Kong Principal Datum.
 - The part of pavement adjacent to the building is 9.50 metres above the Hong Kong Principal Datum.
 - The part of footpath adjacent to the building is 13.25 metres above the Hong Kong Principal Datum.

- 註:
- ▽ 代表香港主水平基準以上的高度(米)。
 - 虛線代表建築物之最低住宅樓層水平。
 - 毗連建築物的一段緊急車輛通道/行車道為香港主水平基準以上8.50至9.40米。
 - 毗連建築物的一段行人路為香港主水平基準以上9.50米。
 - 毗連建築物的一段行人小徑為香港主水平基準以上13.25米。

CROSS-SECTION PLAN OF BUILDING IN THE DEVELOPMENT

發展項目中的建築物的橫截面圖



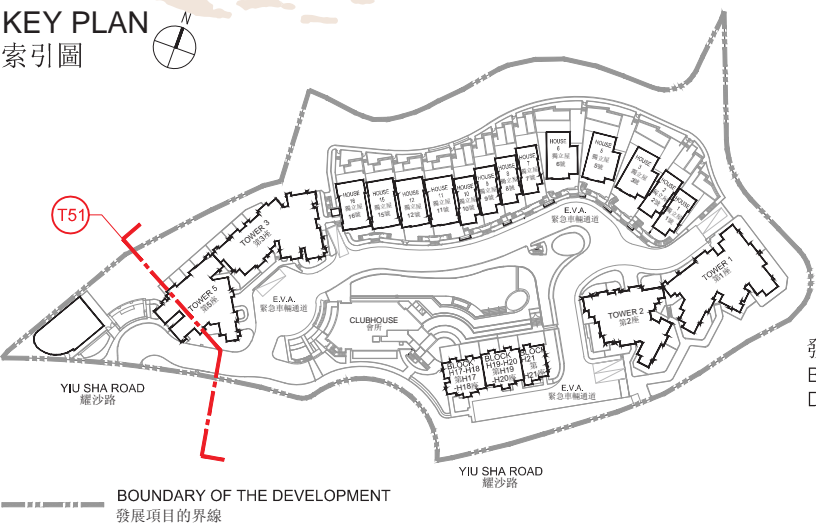
- Notes:
- ▽ Denotes height (in metres) above the Hong Kong Principal Datum.
 - - - Dotted line denotes the level of the lowest residential floor.
 - The part of Emergency Vehicular Access (E.V.A.)/Driveway adjacent to the building is 9.90 metres to 11.04 metres above the Hong Kong Principal Datum.
 - The part of pavement adjacent to the building is 9.80 metres to 10.94 metres above the Hong Kong Principal Datum.

- 註:
- ▽ 代表香港主水平基準以上的高度(米)。
 - - - 虛線代表建築物之最低住宅樓層水平。
 - 毗連建築物的一段緊急車輛通道/行車道為香港主水平基準以上9.90米至11.04米。
 - 毗連建築物的一段行人路為香港主水平基準以上9.80米至10.94米。

CROSS-SECTION PLAN OF BUILDING IN THE DEVELOPMENT

發展項目中的建築物的橫截面圖

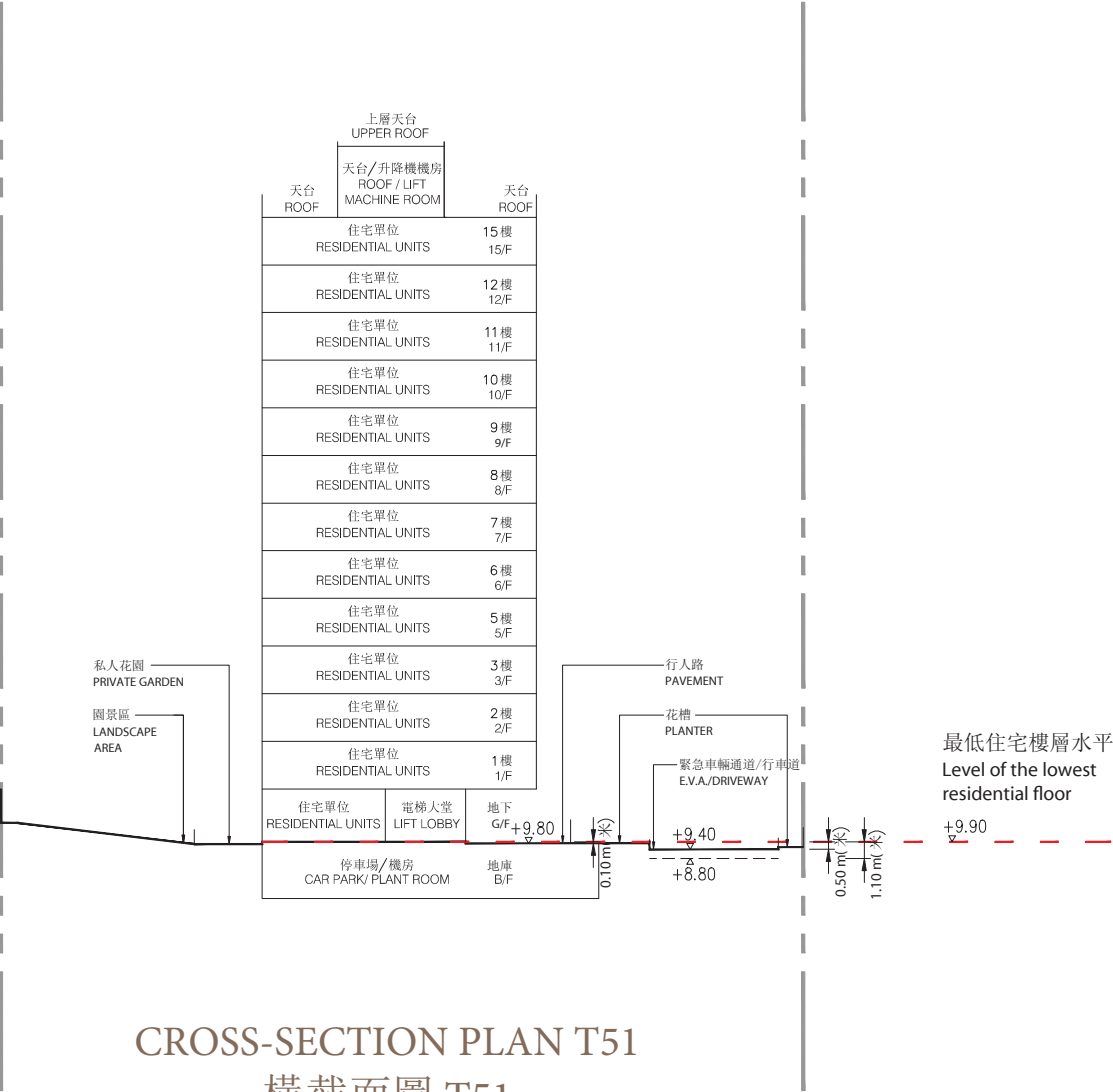
KEY PLAN
索引圖



發展項目的邊界
BOUNDARY OF THE DEVELOPMENT

TOWER 5
第5座

發展項目的邊界
BOUNDARY OF THE DEVELOPMENT



CROSS-SECTION PLAN T51
橫截面圖 T51

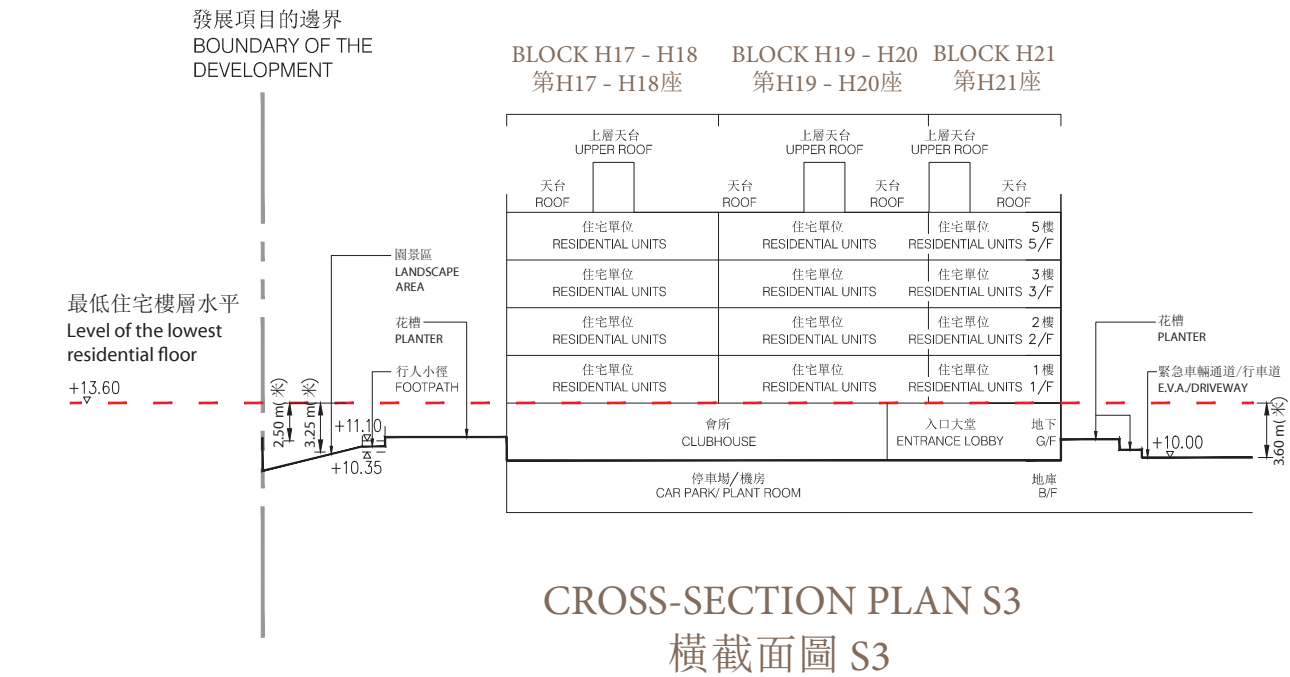
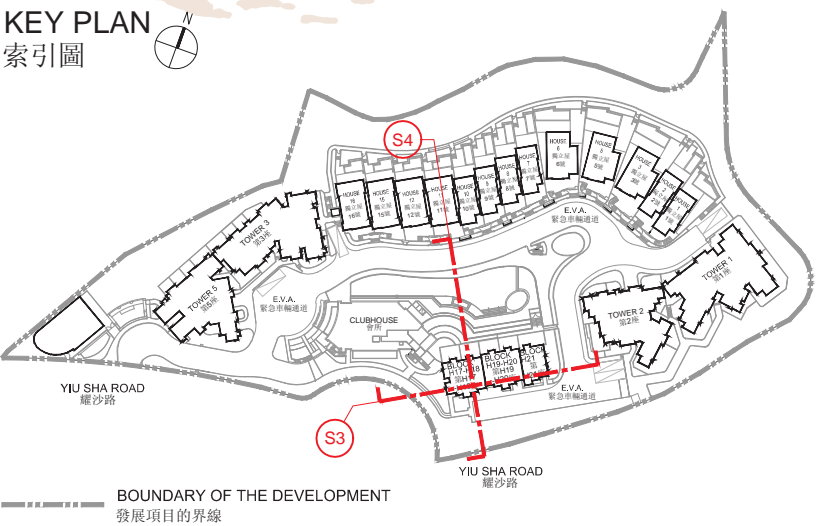
- Notes:
- ▽ Denotes height (in metres) above the Hong Kong Principal Datum.
 - Dotted line denotes the level of the lowest residential floor.
 - The part of Emergency Vehicular Access (E.V.A.)/Driveway adjacent to the building is 8.80 metres to 9.40 metres above the Hong Kong Principal Datum.
 - The part of pavement adjacent to the building is 9.80 metres above the Hong Kong Principal Datum.

- 註:
- ▽ 代表香港主水平基準以上的高度(米)。
 - 虛線代表建築物之最低住宅樓層水平。
 - 毗連建築物的一段緊急車輛通道/行車道為香港主水平基準以上8.80米至9.40米。
 - 毗連建築物的一段行人路為香港主水平基準以上9.80米。

CROSS-SECTION PLAN OF BUILDING IN THE DEVELOPMENT

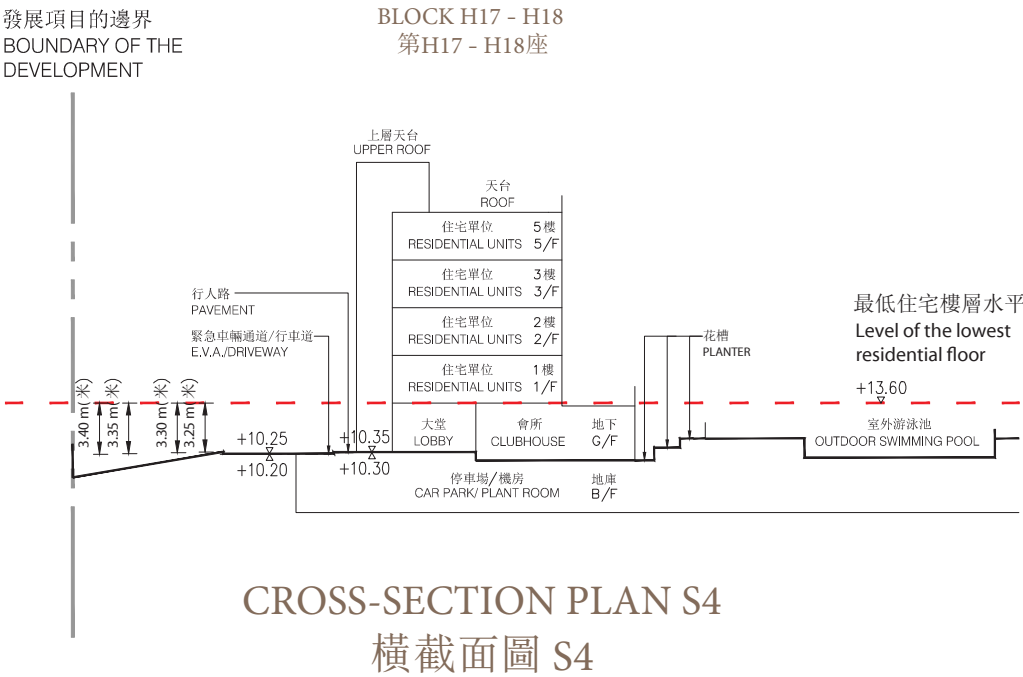
發展項目中的建築物的橫截面圖

KEY PLAN
索引圖



- Notes:
- ▽ Denotes height (in metres) above the Hong Kong Principal Datum.
 - - Dotted line denotes the level of the lowest residential floor.
 - The part of Emergency Vehicular Access (E.V.A.)/Driveway adjacent to the building is 10.00 metres above the Hong Kong Principal Datum.
 - The part of footpath adjacent to the building is 10.35 metres to 11.10 metres above the Hong Kong Principal Datum.

- 註:
- ▽ 代表香港主水平基準以上的高度(米)。
 - - 虛線代表建築物之最低住宅樓層水平。
 - 毗連建築物的一段緊急車輛通道/行車道為香港主水平基準以上10.00米。
 - 毗連建築物的一段行人小徑為香港主水平基準以上10.35米至11.10米。



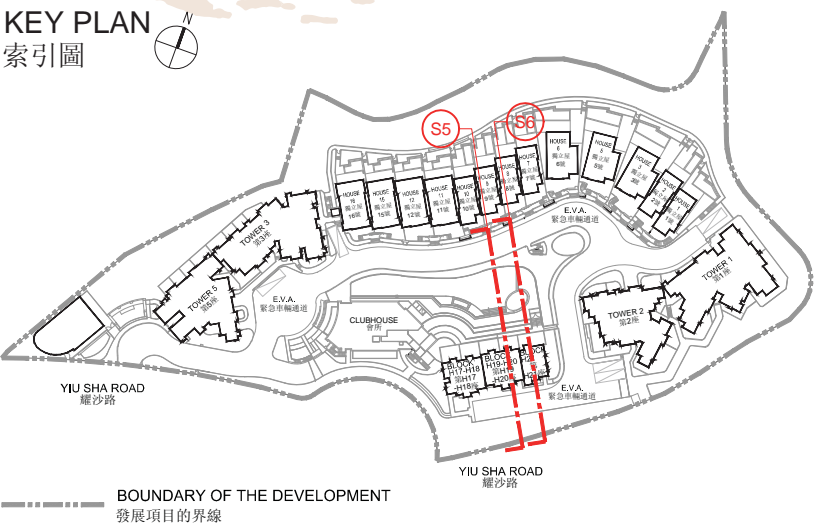
- Notes:
- ▽ Denotes height (in metres) above the Hong Kong Principal Datum.
 - - Dotted line denotes the level of the lowest residential floor.
 - The part of Emergency Vehicular Access (E.V.A.)/Driveway adjacent to the building is 10.20 metres to 10.25 metres above the Hong Kong Principal Datum.
 - The part of pavement adjacent to the building is 10.30 metres to 10.35 metres above the Hong Kong Principal Datum.

- 註:
- ▽ 代表香港主水平基準以上的高度(米)。
 - - 虛線代表建築物之最低住宅樓層水平。
 - 毗連建築物的一段緊急車輛通道/行車道為香港主水平基準以上10.20米至10.25米。
 - 毗連建築物的一段行人路為香港主水平基準以上10.30米至10.35米。

CROSS-SECTION PLAN OF BUILDING IN THE DEVELOPMENT

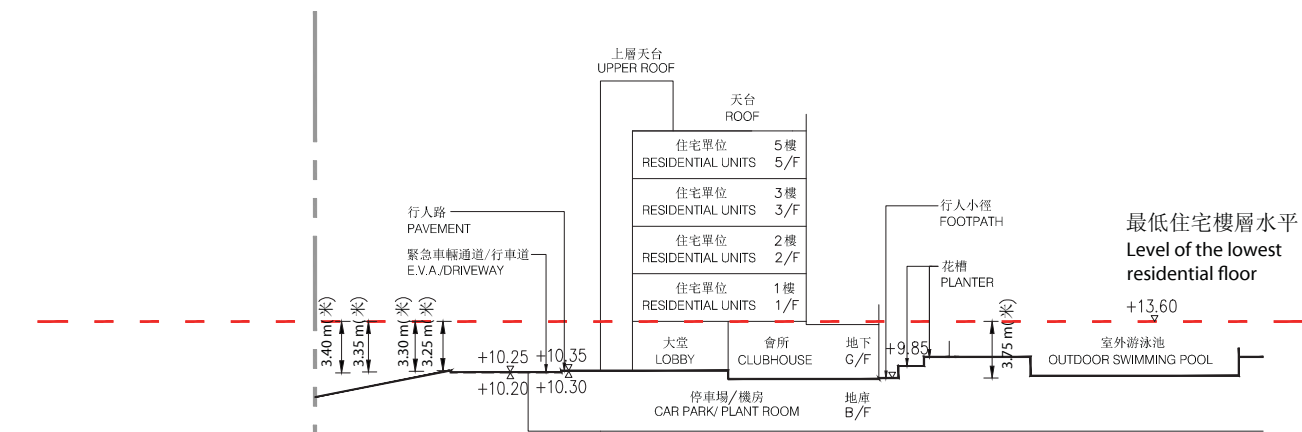
發展項目中的建築物的橫截面圖

KEY PLAN
索引圖



發展項目的邊界
BOUNDARY OF THE DEVELOPMENT

BLOCK H19 - H20
第H19 - H20座



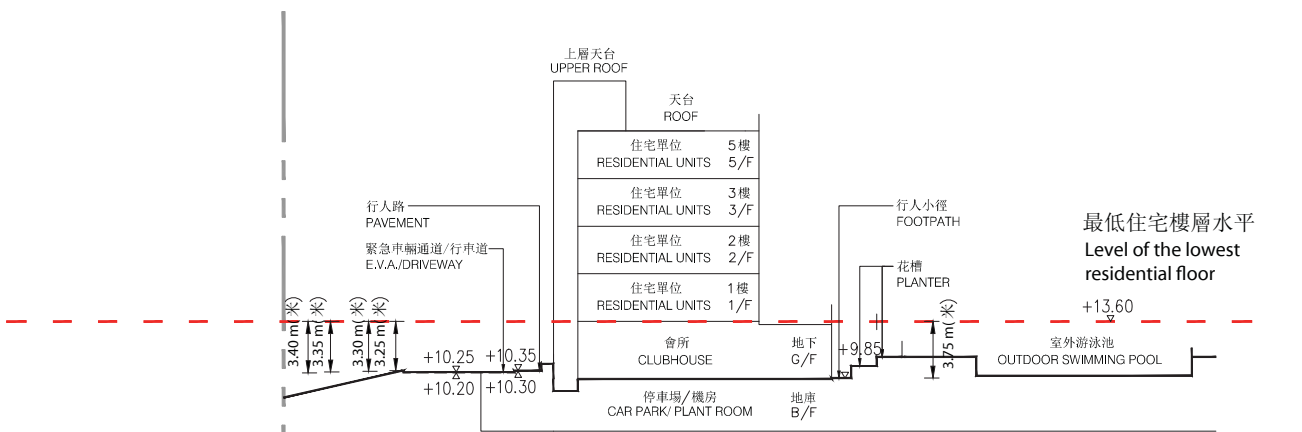
CROSS-SECTION PLAN S5
橫截面圖 S5

- Notes:
- ▽ Denotes height (in metres) above the Hong Kong Principal Datum.
 - Dotted line denotes the level of the lowest residential floor.
 - The part of Emergency Vehicular Access (E.V.A.)/Driveway adjacent to the building is 10.20 metres to 10.25 metres above the Hong Kong Principal Datum.
 - The part of pavement adjacent to the building is 10.30 metres to 10.35 metres above the Hong Kong Principal Datum.
 - The part of footpath adjacent to the building is 9.85 metres above the Hong Kong Principal Datum.

- 註:
- ▽ 代表香港主水平基準以上的高度(米)。
 - 虛線代表建築物之最低住宅樓層水平。
 - 毗連建築物的一段緊急車輛通道/行車道為香港主水平基準以上10.20米至10.25米。
 - 毗連建築物的一段行人路為香港主水平基準以上10.30米至10.35米。
 - 毗連建築物的一段行人小徑為香港主水平基準以上9.85米。

發展項目的邊界
BOUNDARY OF THE DEVELOPMENT

BLOCK H21
第H21座



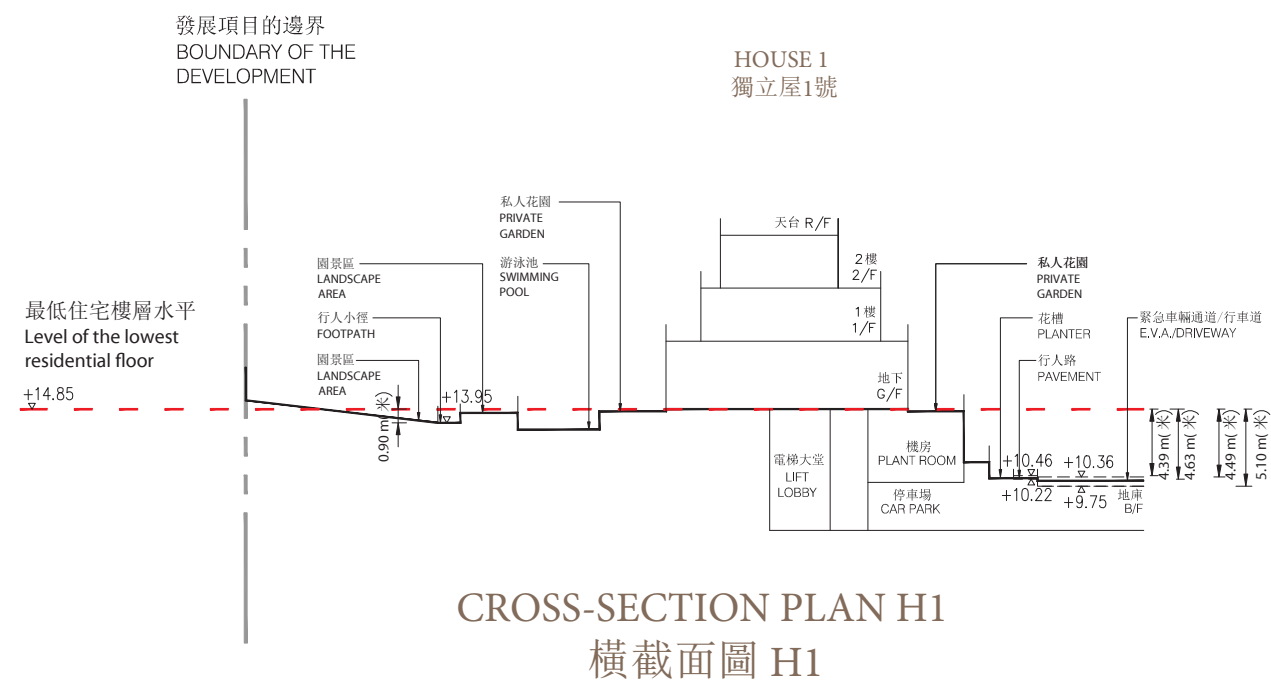
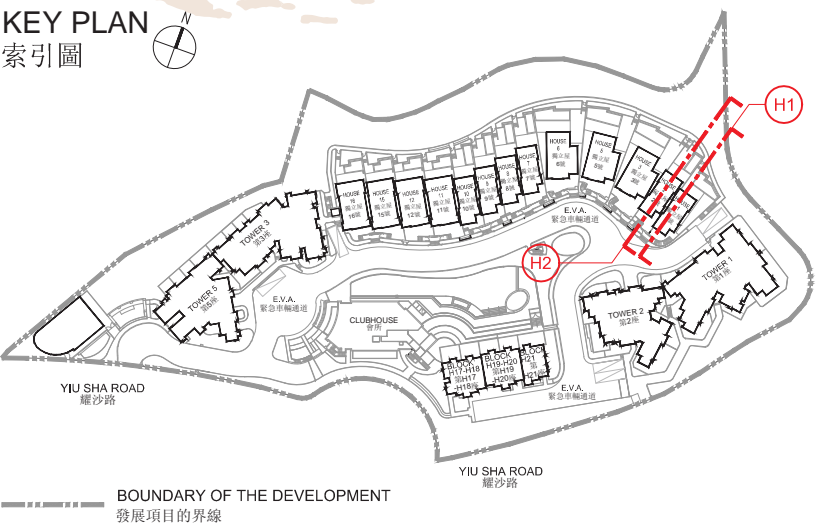
CROSS-SECTION PLAN S6
橫截面圖 S6

- Notes:
- ▽ Denotes height (in metres) above the Hong Kong Principal Datum.
 - Dotted line denotes the level of the lowest residential floor.
 - The part of Emergency Vehicular Access (E.V.A.)/Driveway adjacent to the building is 10.20 metres to 10.25 metres above the Hong Kong Principal Datum.
 - The part of pavement adjacent to the building is 10.30 metres to 10.35 metres above the Hong Kong Principal Datum.
 - The part of footpath adjacent to the building is 9.85 metres above the Hong Kong Principal Datum.

- 註:
- ▽ 代表香港主水平基準以上的高度(米)。
 - 虛線代表建築物之最低住宅樓層水平。
 - 毗連建築物的一段緊急車輛通道/行車道為香港主水平基準以上10.20米至10.25米。
 - 毗連建築物的一段行人路為香港主水平基準以上10.30米至10.35米。
 - 毗連建築物的一段行人小徑為香港主水平基準以上9.85米。

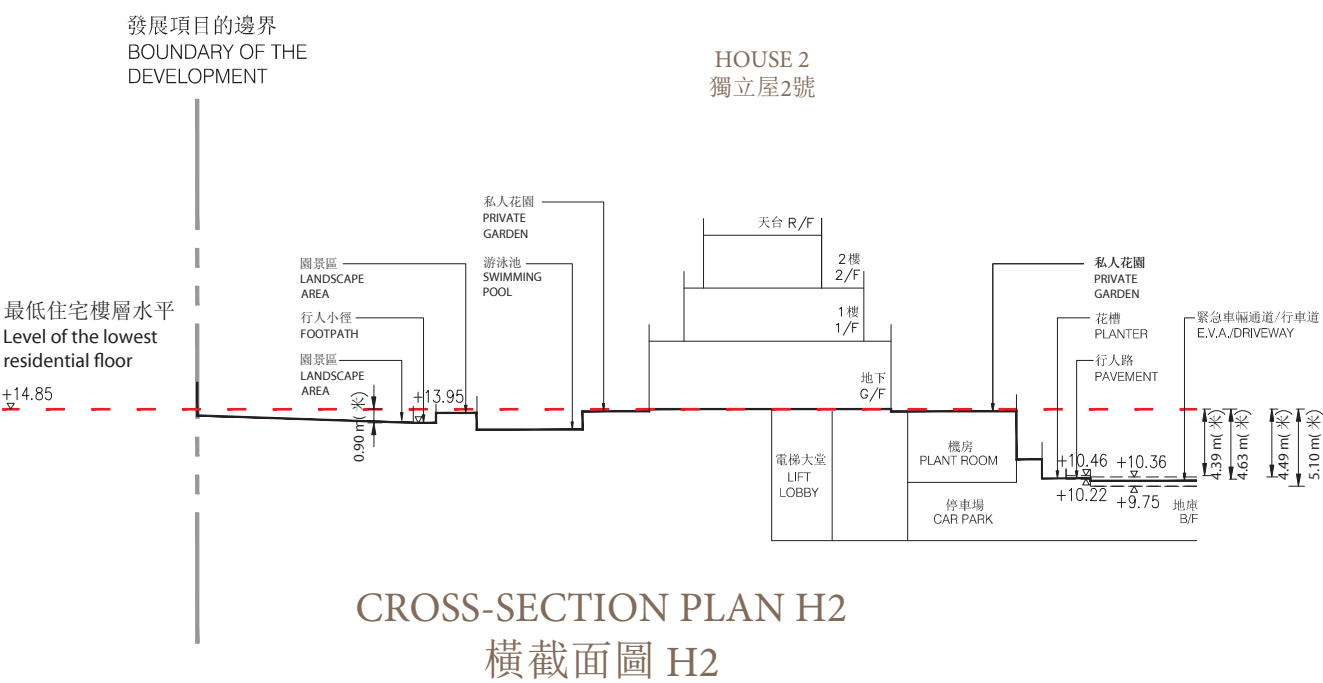
CROSS-SECTION PLAN OF BUILDING IN THE DEVELOPMENT

發展項目中的建築物的橫截面圖



- Notes:
- ▽ Denotes height (in metres) above the Hong Kong Principal Datum.
 - Dotted line denotes the level of the lowest residential floor.
 - The part of Emergency Vehicular Access (E.V.A.)/Driveway adjacent to the building is 9.75 metres to 10.36 metres above the Hong Kong Principal Datum.
 - The part of pavement adjacent to the building is 10.22 metres to 10.46 metres above the Hong Kong Principal Datum.
 - The part of footpath adjacent to the building is 13.95 metres above the Hong Kong Principal Datum.

- 註:
- ▽ 代表香港主水平基準以上的高度(米)。
 - 虛線代表建築物之最低住宅樓層水平。
 - 毗連建築物的一段緊急車輛通道/行車道為香港主水平基準以上9.75米至10.36米。
 - 毗連建築物的一段行人路為香港主水平基準以上10.22米至10.46米。
 - 毗連建築物的一段行人小徑為香港主水平基準以上13.95米。

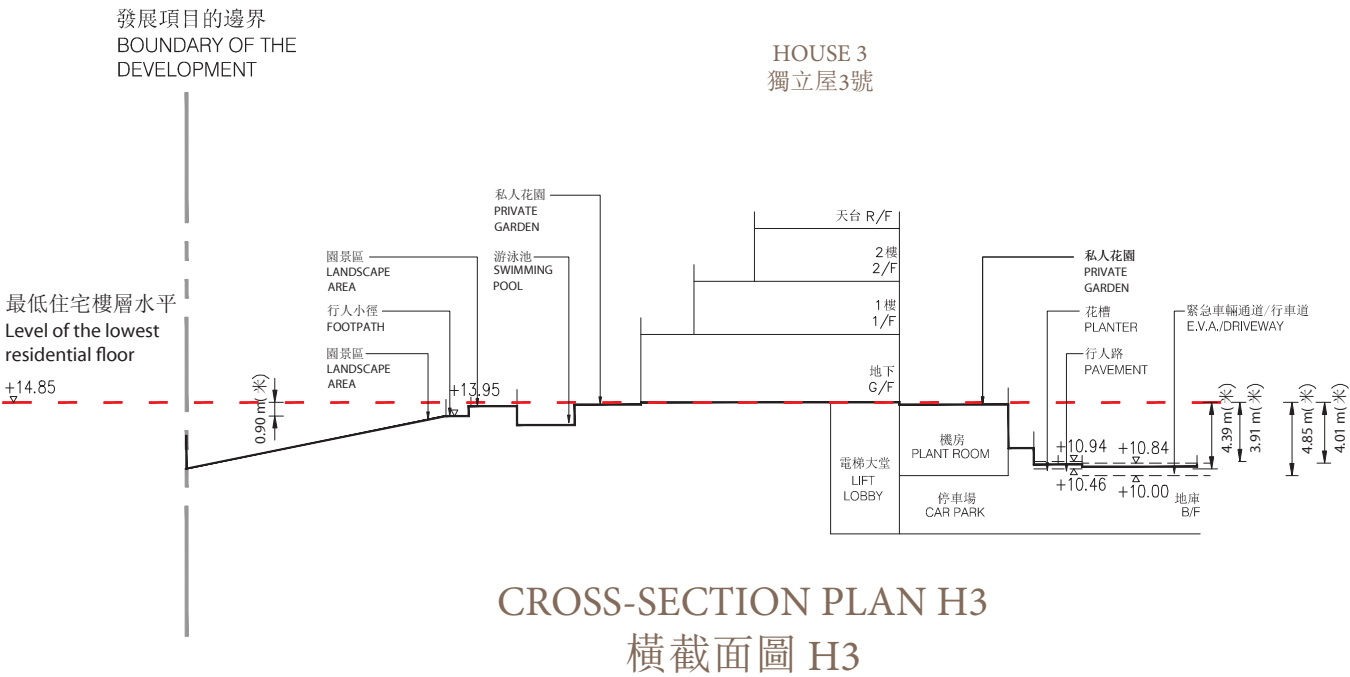
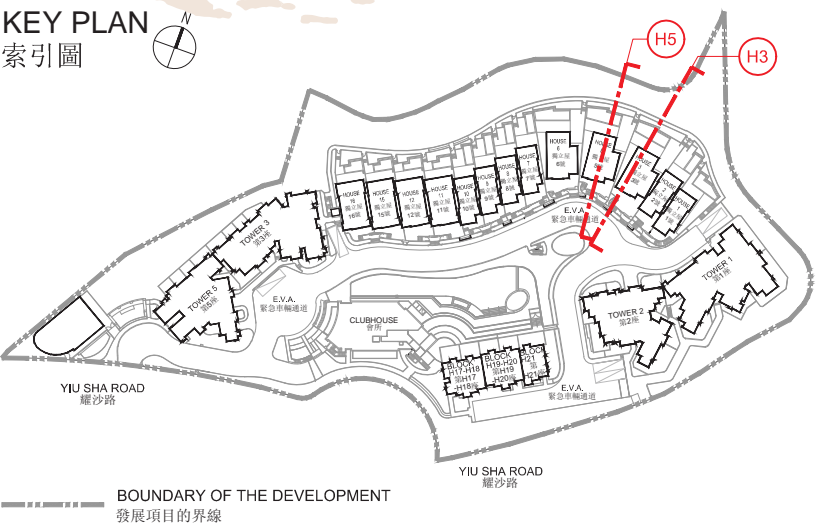


- Notes:
- ▽ Denotes height (in metres) above the Hong Kong Principal Datum.
 - Dotted line denotes the level of the lowest residential floor.
 - The part of Emergency Vehicular Access (E.V.A.)/Driveway adjacent to the building is 9.75metres to 10.36 metres above the Hong Kong Principal Datum.
 - The part of pavement adjacent to the building is 10.22 metres to 10.46 metres above the Hong Kong Principal Datum.
 - The part of footpath adjacent to the building is 13.95 metres above the Hong Kong Principal Datum.

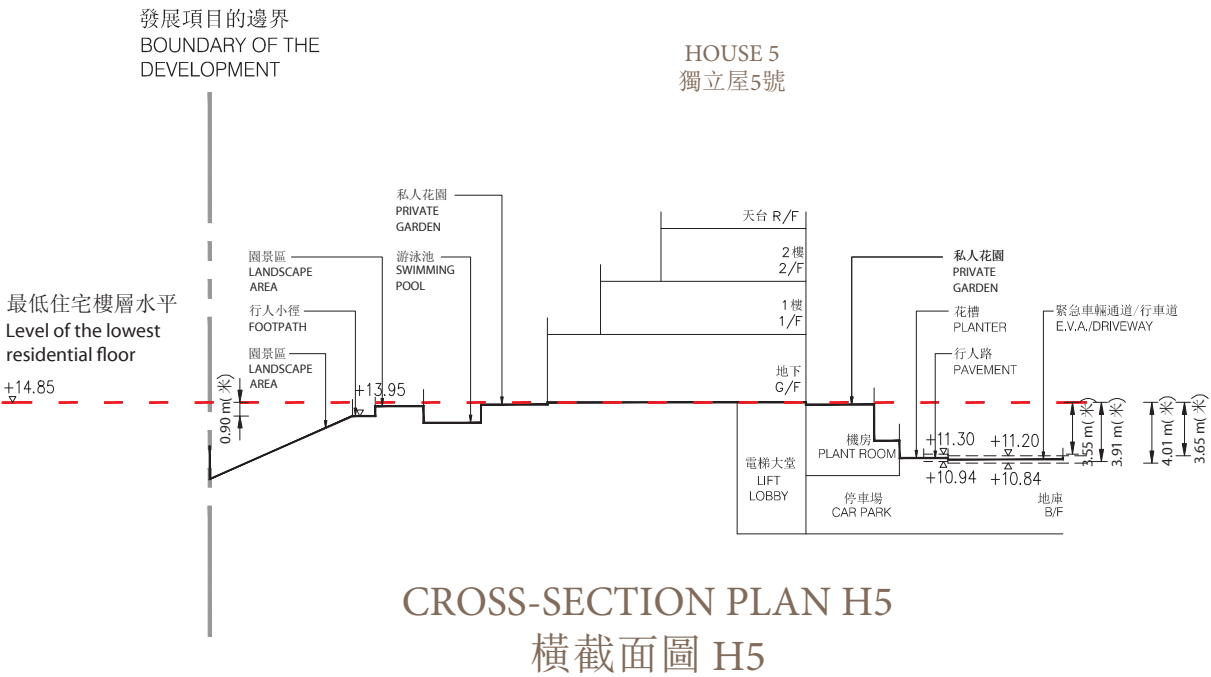
- 註:
- ▽ 代表香港主水平基準以上的高度(米)。
 - 虛線代表建築物之最低住宅樓層水平。
 - 毗連建築物的一段緊急車輛通道/行車道為香港主水平基準以上9.75米至10.36米。
 - 毗連建築物的一段行人路為香港主水平基準以上10.22米至10.46米。
 - 毗連建築物的一段行人小徑為香港主水平基準以上13.95米。

CROSS-SECTION PLAN OF BUILDING IN THE DEVELOPMENT

發展項目中的建築物的橫截面圖



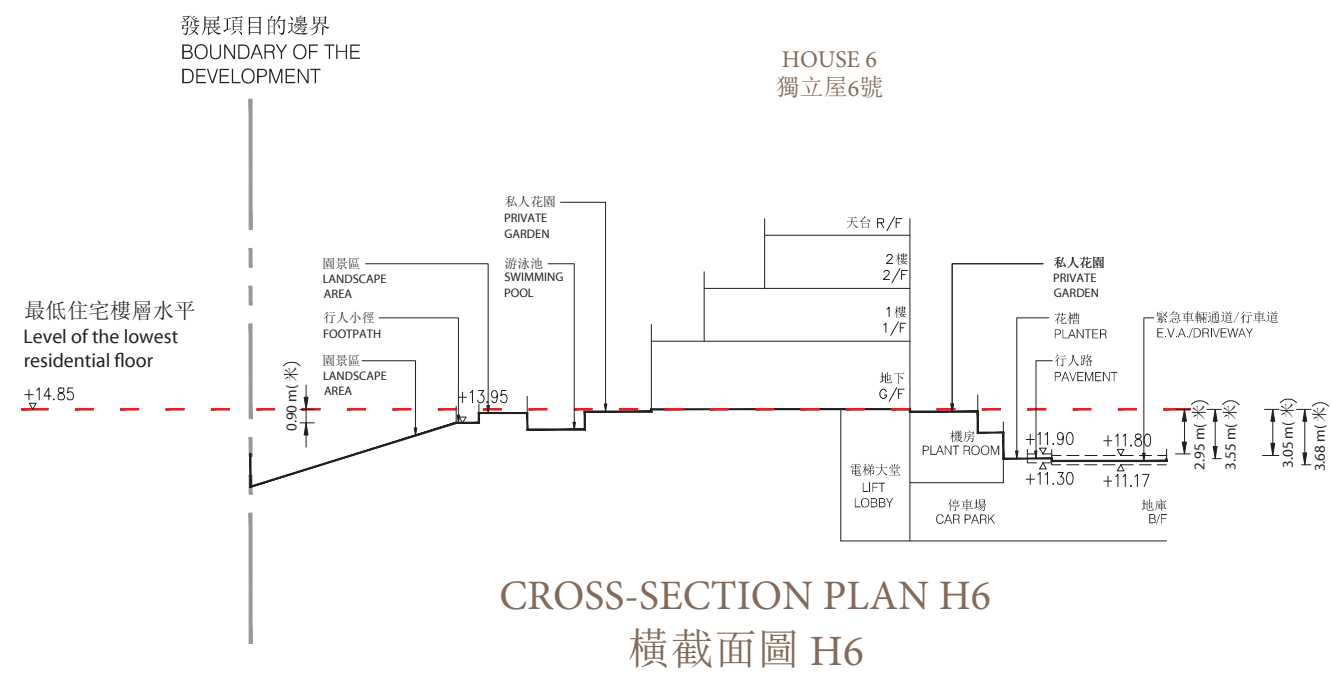
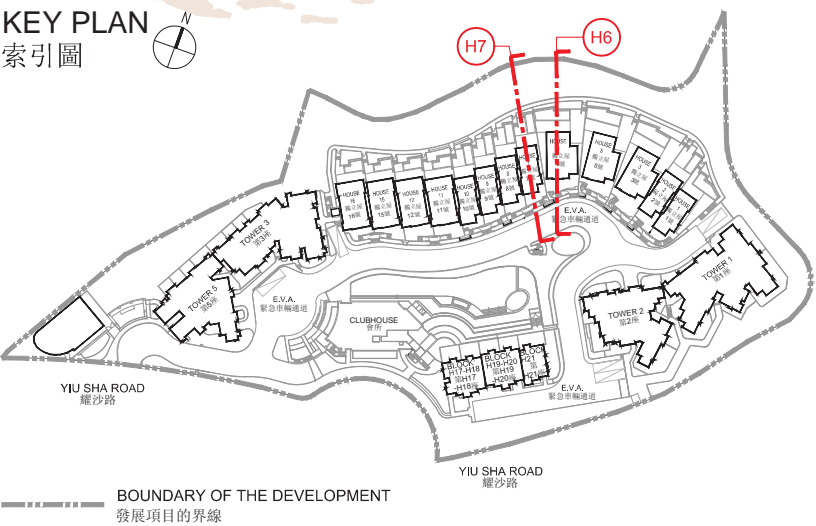
- Notes:
- ▽ Denotes height (in metres) above the Hong Kong Principal Datum.
 - Dotted line denotes the level of the lowest residential floor.
 - The part of Emergency Vehicular Access (E.V.A.)/Driveway adjacent to the building is 10.00 metres to 10.84 metres above the Hong Kong Principal Datum.
 - The part of pavement adjacent to the building is 10.46 metres to 10.94 metres above the Hong Kong Principal Datum.
 - The part of footpath adjacent to the building is 13.95 metres above the Hong Kong Principal Datum.
- 註:
- ▽ 代表香港主水平基準以上的高度(米)。
 - 虛線代表建築物之最低住宅樓層水平。
 - 毗連建築物的一段緊急車輛通道/行車道為香港主水平基準以上10.00米至10.84米。
 - 毗連建築物的一段行人路為香港主水平基準以上10.46米至10.94米。
 - 毗連建築物的一段行人小徑為香港主水平基準以上13.95米。



- Notes:
- ▽ Denotes height (in metres) above the Hong Kong Principal Datum.
 - Dotted line denotes the level of the lowest residential floor.
 - The part of Emergency Vehicular Access (E.V.A.)/Driveway adjacent to the building is 10.84 metres to 11.20 metres above the Hong Kong Principal Datum.
 - The part of pavement adjacent to the building is 10.94 metres to 11.30 metres above the Hong Kong Principal Datum.
 - The part of footpath adjacent to the building is 13.95 metres above the Hong Kong Principal Datum.
- 註:
- ▽ 代表香港主水平基準以上的高度(米)。
 - 虛線代表建築物之最低住宅樓層水平。
 - 毗連建築物的一段緊急車輛通道/行車道為香港主水平基準以上10.84米至11.20米。
 - 毗連建築物的一段行人路為香港主水平基準以上10.94米至11.30米。
 - 毗連建築物的一段行人小徑為香港主水平基準以上13.95米。

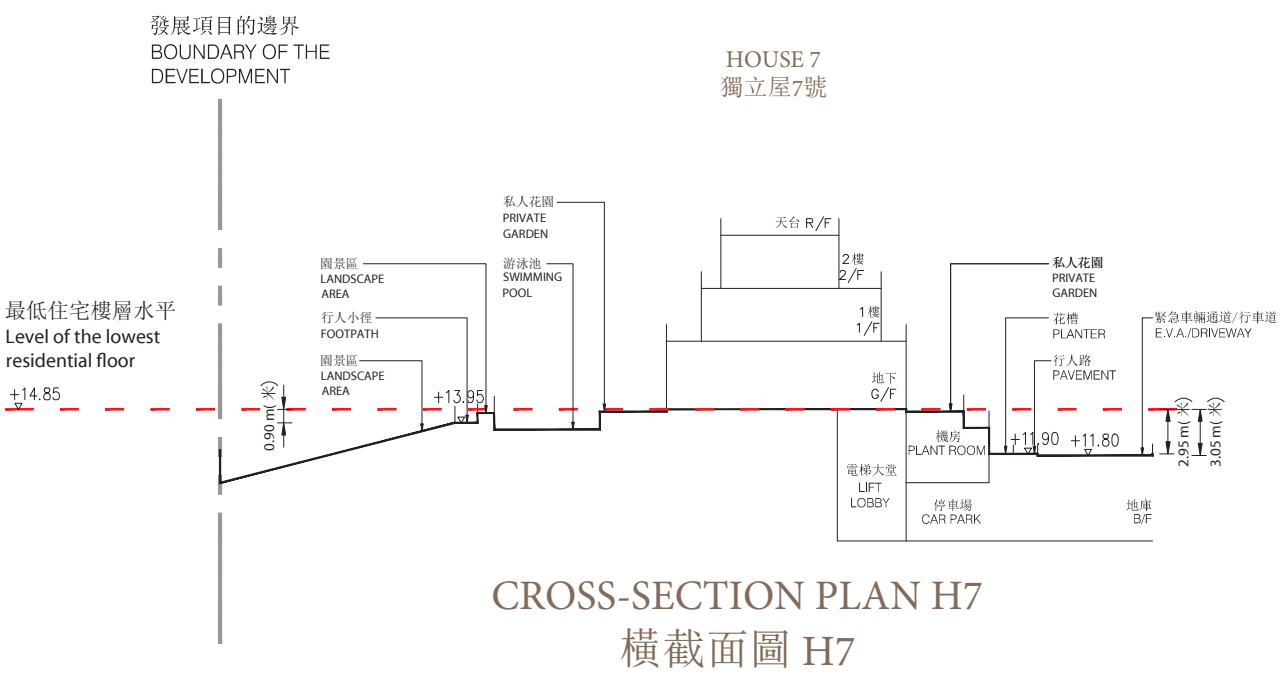
CROSS-SECTION PLAN OF BUILDING IN THE DEVELOPMENT

發展項目中的建築物的橫截面圖



- Notes:
- ▽ Denotes height (in metres) above the Hong Kong Principal Datum.
 - Dotted line denotes the level of the lowest residential floor.
 - The part of Emergency Vehicular Access (E.V.A.)/Driveway adjacent to the building is 11.17 metres to 11.80 metres above the Hong Kong Principal Datum.
 - The part of pavement adjacent to the building is 11.30 metres to 11.90 metres above the Hong Kong Principal Datum.
 - The part of footpath adjacent to the building is 13.95 metres above the Hong Kong Principal Datum.

- 註:
- ▽ 代表香港主水平基準以上的高度(米)。
 - 虛線代表建築物之最低住宅樓層水平。
 - 毗連建築物的一段緊急車輛通道/行車道為香港主水平基準以上11.17米至11.80米。
 - 毗連建築物的一段行人路為香港主水平基準以上11.30米至11.90米。
 - 毗連建築物的一段行人小徑為香港主水平基準以上13.95米。

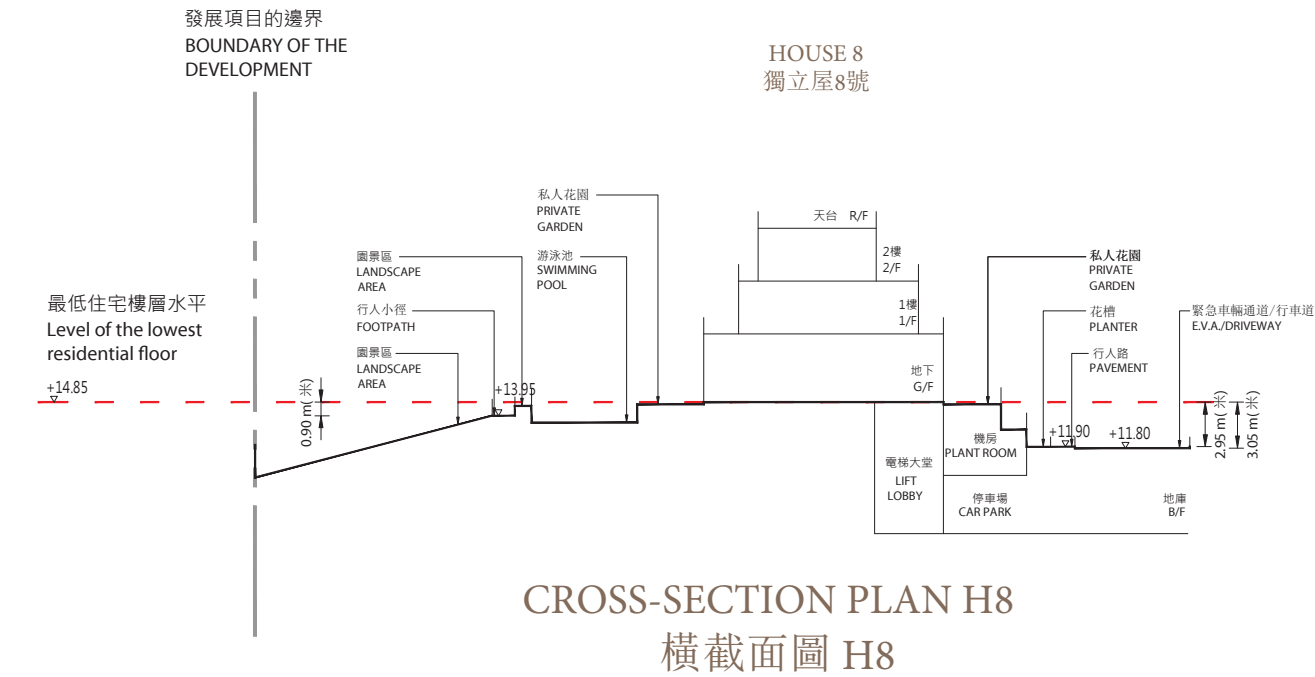
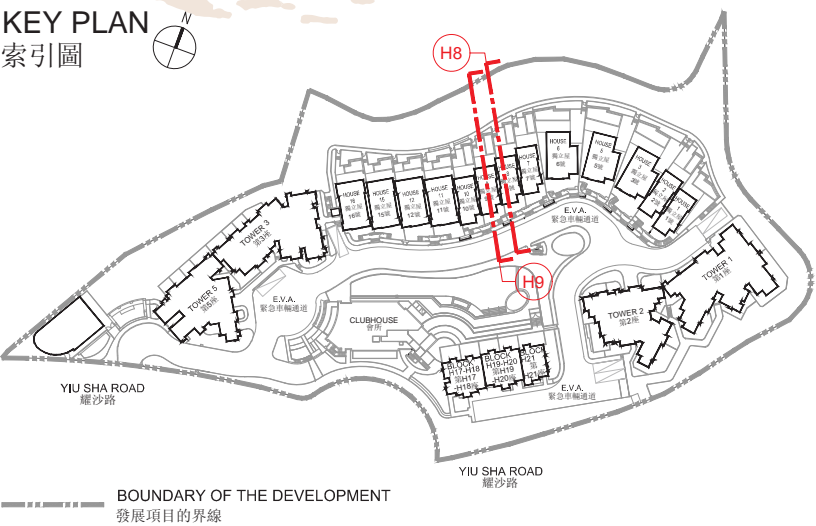


- Notes:
- ▽ Denotes height (in metres) above the Hong Kong Principal Datum.
 - Dotted line denotes the level of the lowest residential floor.
 - The part of Emergency Vehicular Access (E.V.A.)/Driveway adjacent to the building is 11.80 metres above the Hong Kong Principal Datum.
 - The part of pavement adjacent to the building is 11.90 metres above the Hong Kong Principal Datum.
 - The part of footpath adjacent to the building is 13.95 metres above the Hong Kong Principal Datum.

- 註:
- ▽ 代表香港主水平基準以上的高度(米)。
 - 虛線代表建築物之最低住宅樓層水平。
 - 毗連建築物的一段緊急車輛通道/行車道為香港主水平基準以上11.80米。
 - 毗連建築物的一段行人路為香港主水平基準以上11.90米。
 - 毗連建築物的一段行人小徑為香港主水平基準以上13.95米。

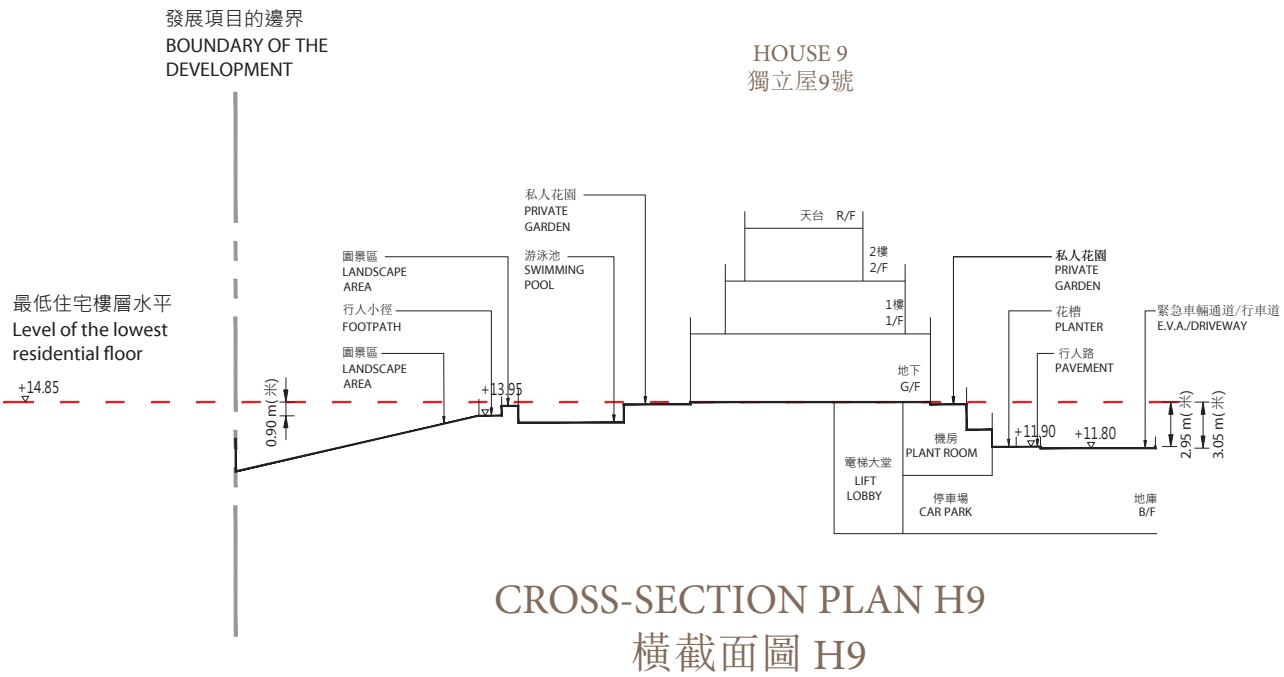
CROSS-SECTION PLAN OF BUILDING IN THE DEVELOPMENT

發展項目中的建築物的橫截面圖



- Notes:
- ▽ Denotes height (in metres) above the Hong Kong Principal Datum.
 - Dotted line denotes the level of the lowest residential floor.
 - The part of Emergency Vehicular Access (E.V.A.)/Driveway adjacent to the building is 11.80metres above the Hong Kong Principal Datum.
 - The part of pavement adjacent to the building is 11.90 metres above the Hong Kong Principal Datum.
 - The part of footpath adjacent to the building is 13.95 metres above the Hong Kong Principal Datum.

- 註:
- ▽ 代表香港主水平基準以上的高度(米)。
 - 虛線代表建築物之最低住宅樓層水平。
 - 毗連建築物的一段緊急車輛通道/行車道為香港主水平基準以上11.80米。
 - 毗連建築物的一段行人路為香港主水平基準以上11.90米。
 - 毗連建築物的一段行人小徑為香港主水平基準以上13.95米。

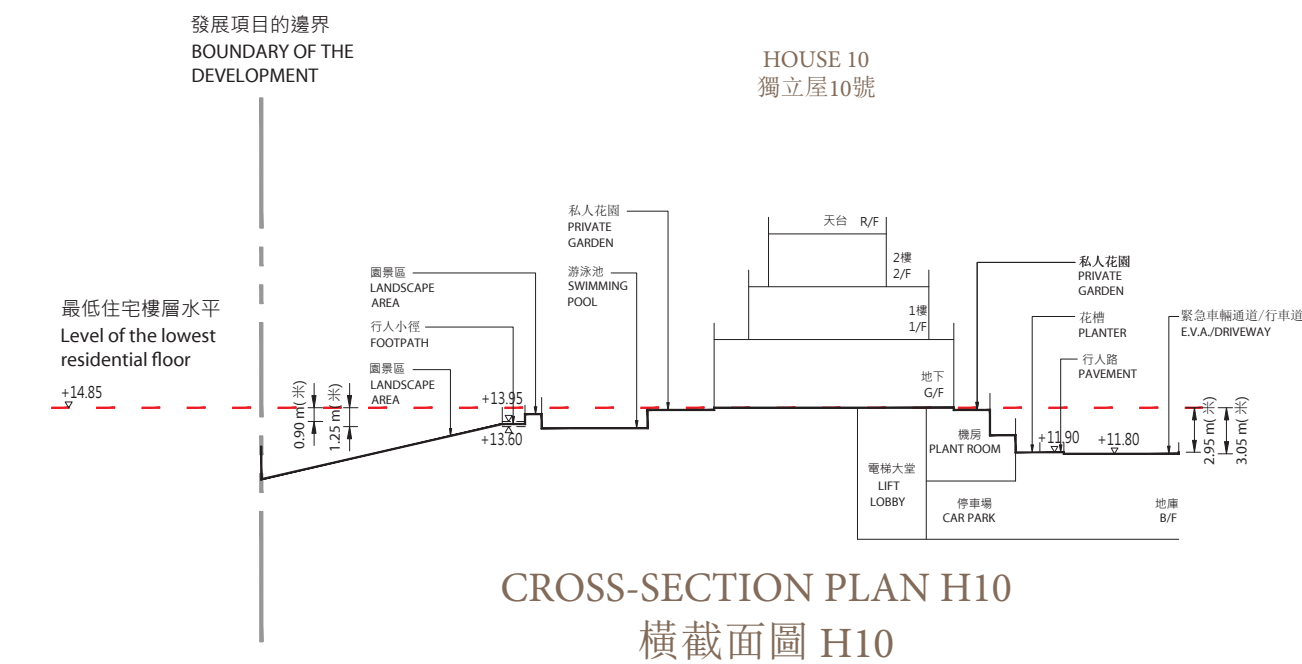
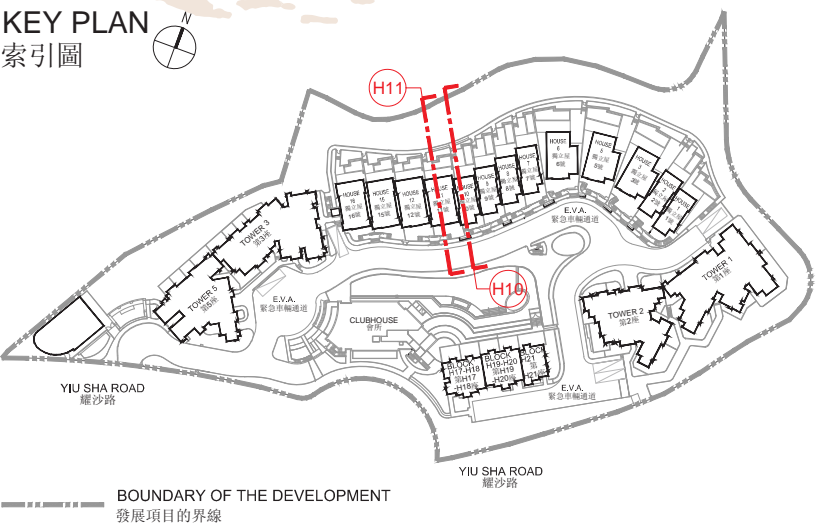


- Notes:
- ▽ Denotes height (in metres) above the Hong Kong Principal Datum.
 - Dotted line denotes the level of the lowest residential floor.
 - The part of Emergency Vehicular Access (E.V.A.)/Driveway adjacent to the building is 11.80 metres above the Hong Kong Principal Datum.
 - The part of pavement adjacent to the building is 11.90 metres above the Hong Kong Principal Datum.
 - The part of footpath adjacent to the building is 13.95 metres above the Hong Kong Principal Datum.

- 註:
- ▽ 代表香港主水平基準以上的高度(米)。
 - 虛線代表建築物之最低住宅樓層水平。
 - 毗連建築物的一段緊急車輛通道/行車道為香港主水平基準以上11.80米。
 - 毗連建築物的一段行人路為香港主水平基準以上11.90米。
 - 毗連建築物的一段行人小徑為香港主水平基準以上13.95米。

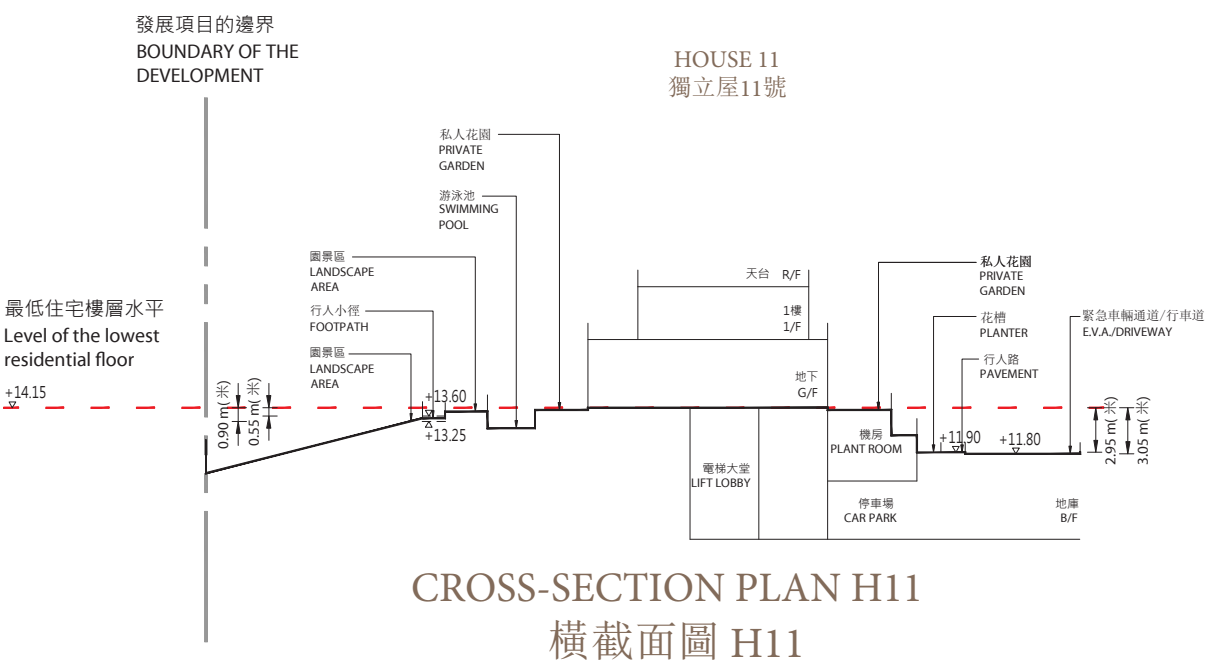
CROSS-SECTION PLAN OF BUILDING IN THE DEVELOPMENT

發展項目中的建築物的橫截面圖



- Notes:
- ▽ Denotes height (in metres) above the Hong Kong Principal Datum.
 - Dotted line denotes the level of the lowest residential floor.
 - The part of Emergency Vehicular Access (E.V.A.)/Driveway adjacent to the building is 11.80 metres above the Hong Kong Principal Datum.
 - The part of pavement adjacent to the building is 11.90 metres above the Hong Kong Principal Datum.
 - The part of footpath adjacent to the building is 13.60 metres to 13.95 metres above the Hong Kong Principal Datum.

- 註:
- ▽ 代表香港主水平基準以上的高度(米)。
 - 虛線代表建築物之最低住宅樓層水平。
 - 毗連建築物的一段緊急車輛通道/行車道為香港主水平基準以上11.80米。
 - 毗連建築物的一段行人路為香港主水平基準以上11.90米。
 - 毗連建築物的一段行人小徑為香港主水平基準以上13.60米至13.95米。

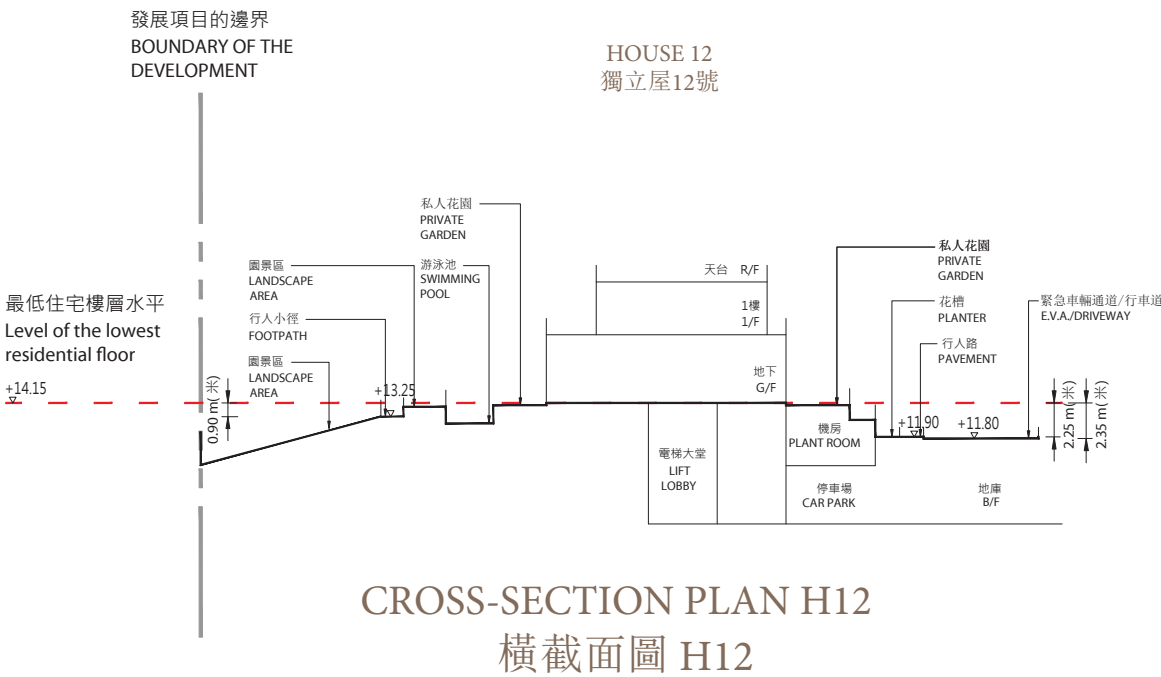
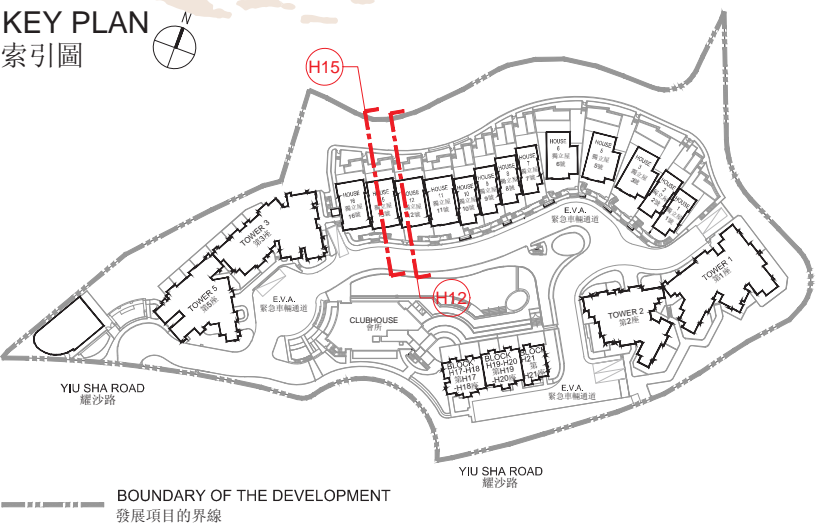


- Notes:
- ▽ Denotes height (in metres) above the Hong Kong Principal Datum.
 - Dotted line denotes the level of the lowest residential floor.
 - The part of Emergency Vehicular Access (E.V.A.)/Driveway adjacent to the building is 11.80 metres above the Hong Kong Principal Datum.
 - The part of pavement adjacent to the building is 11.90 metres above the Hong Kong Principal Datum.
 - The part of footpath adjacent to the building is 13.25 metres to 13.60 metres above the Hong Kong Principal Datum.

- 註:
- ▽ 代表香港主水平基準以上的高度(米)。
 - 虛線代表建築物之最低住宅樓層水平。
 - 毗連建築物的一段緊急車輛通道/行車道為香港主水平基準以上11.80米。
 - 毗連建築物的一段行人路為香港主水平基準以上11.90米。
 - 毗連建築物的一段行人小徑為香港主水平基準以上13.25米至13.60米。

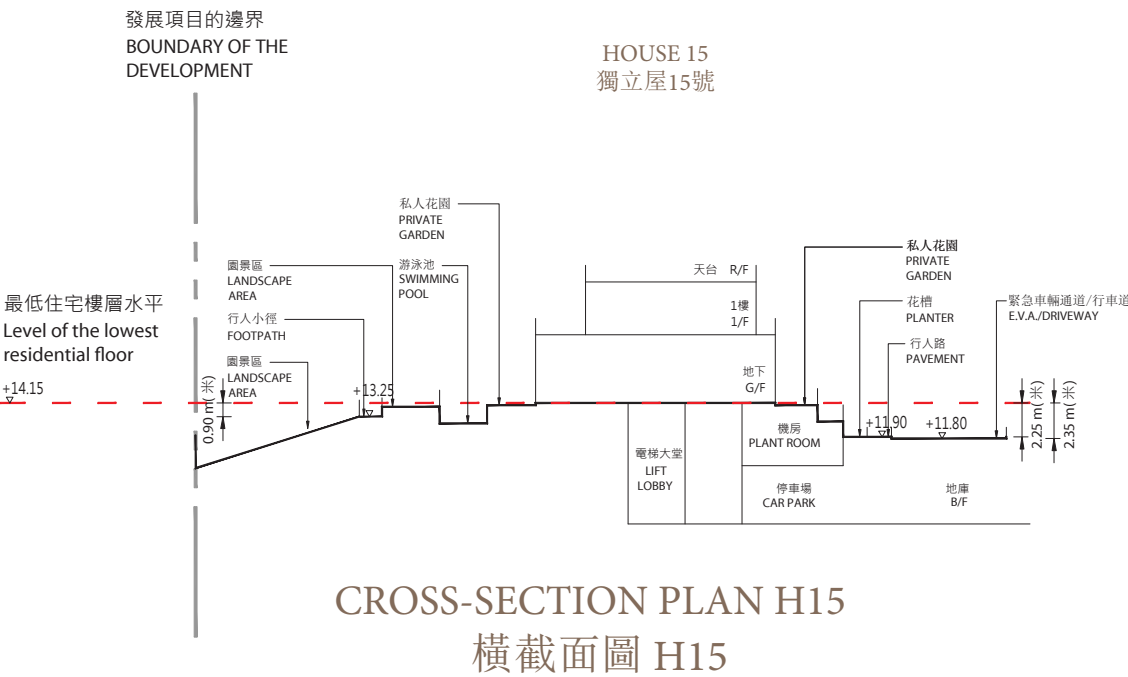
CROSS-SECTION PLAN OF BUILDING IN THE DEVELOPMENT

發展項目中的建築物的橫截面圖



- Notes:
- ▽ Denotes height (in metres) above the Hong Kong Principal Datum.
 - Dotted line denotes the level of the lowest residential floor.
 - The part of Emergency Vehicular Access (E.V.A.)/Driveway adjacent to the building is 11.80 metres above the Hong Kong Principal Datum.
 - The part of pavement adjacent to the building is 11.90 metres above the Hong Kong Principal Datum.
 - The part of footpath adjacent to the building is 13.25 metres above the Hong Kong Principal Datum.

- 註:
- ▽ 代表香港主水平基準以上的高度(米)。
 - 虛線代表建築物之最低住宅樓層水平。
 - 毗連建築物的一段緊急車輛通道/行車道為香港主水平基準以上11.80米。
 - 毗連建築物的一段行人路為香港主水平基準以上11.90米。
 - 毗連建築物的一段行人小徑為香港主水平基準以上13.25米。

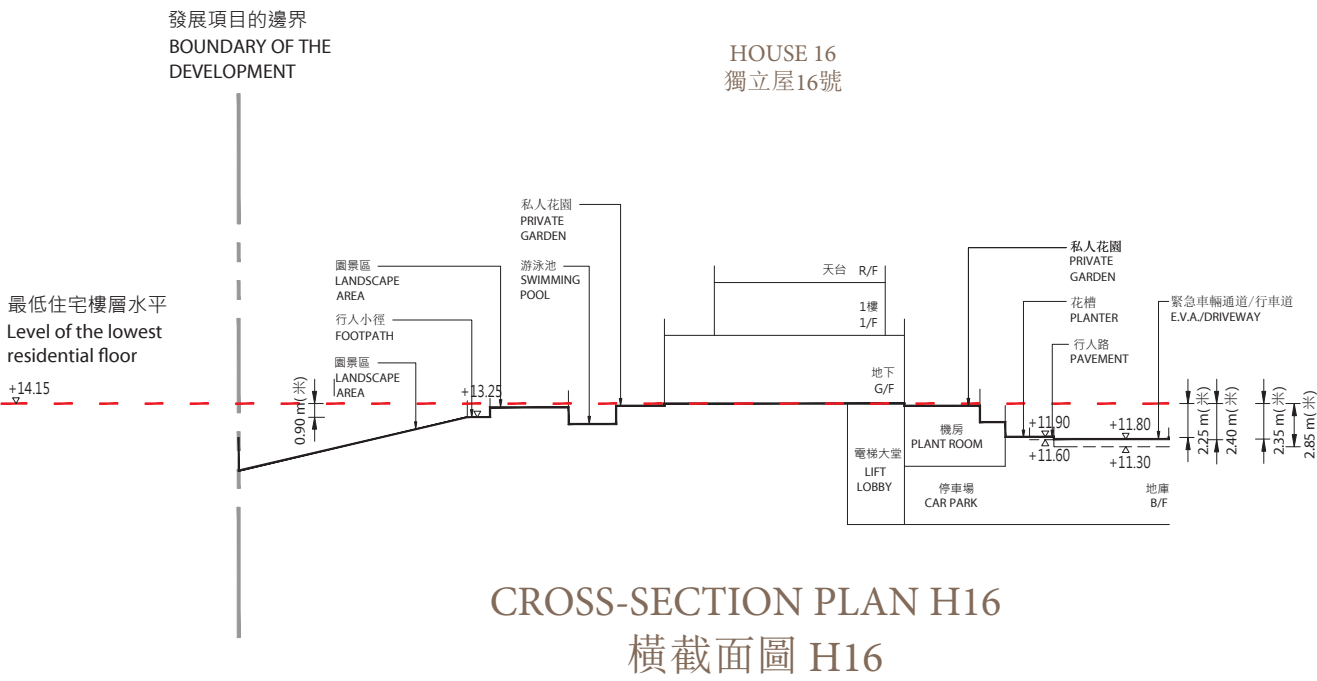
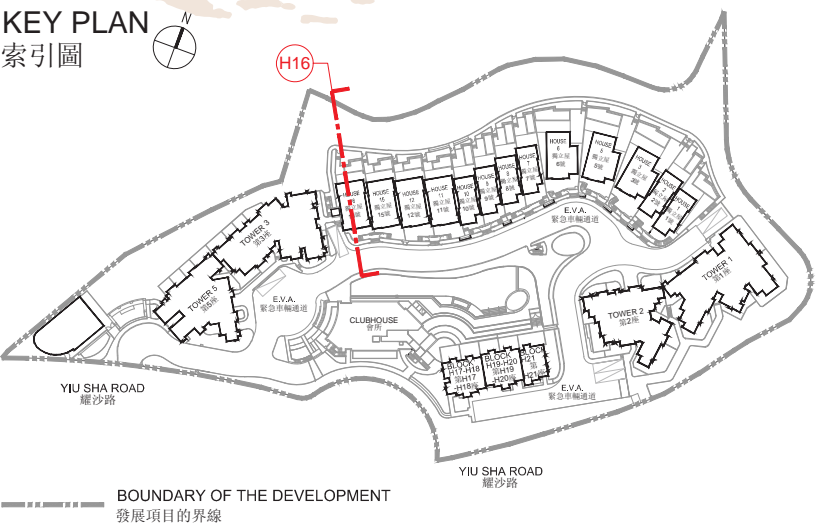


- Notes:
- ▽ Denotes height (in metres) above the Hong Kong Principal Datum.
 - Dotted line denotes the level of the lowest residential floor.
 - The part of Emergency Vehicular Access (E.V.A.)/Driveway adjacent to the building is 11.80 metres above the Hong Kong Principal Datum.
 - The part of pavement adjacent to the building is 11.90 metres above the Hong Kong Principal Datum.
 - The part of footpath adjacent to the building is 13.25 metres above the Hong Kong Principal Datum.

- 註:
- ▽ 代表香港主水平基準以上的高度(米)。
 - 虛線代表建築物之最低住宅樓層水平。
 - 毗連建築物的一段緊急車輛通道/行車道為香港主水平基準以上11.80米。
 - 毗連建築物的一段行人路為香港主水平基準以上11.90米。
 - 毗連建築物的一段行人小徑為香港主水平基準以上13.25米。

CROSS-SECTION PLAN OF BUILDING IN THE DEVELOPMENT

發展項目中的建築物的橫截面圖



- Notes:
- ▽ Denotes height (in metres) above the Hong Kong Principal Datum.
 - Dotted line denotes the level of the lowest residential floor.
 - The part of Emergency Vehicular Access (E.V.A.)/Driveway adjacent to the building is 11.30 metres to 11.80 metres above the Hong Kong Principal Datum.
 - The part of pavement adjacent to the building is 11.60 metres to 11.90 metres above the Hong Kong Principal Datum.
 - The part of footpath adjacent to the building is 13.25 metres above the Hong Kong Principal Datum.

- 註:
- ▽ 代表香港主水平基準以上的高度(米)。
 - 虛線代表建築物之最低住宅樓層水平。
 - 毗連建築物的一段緊急車輛通道/行車道為香港主水平基準以上11.30米至11.80米。
 - 毗連建築物的一段行人路為香港主水平基準以上11.60米至11.90米。
 - 毗連建築物的一段行人小徑為香港主水平基準以上13.25米。

ELEVATION PLAN
立面圖

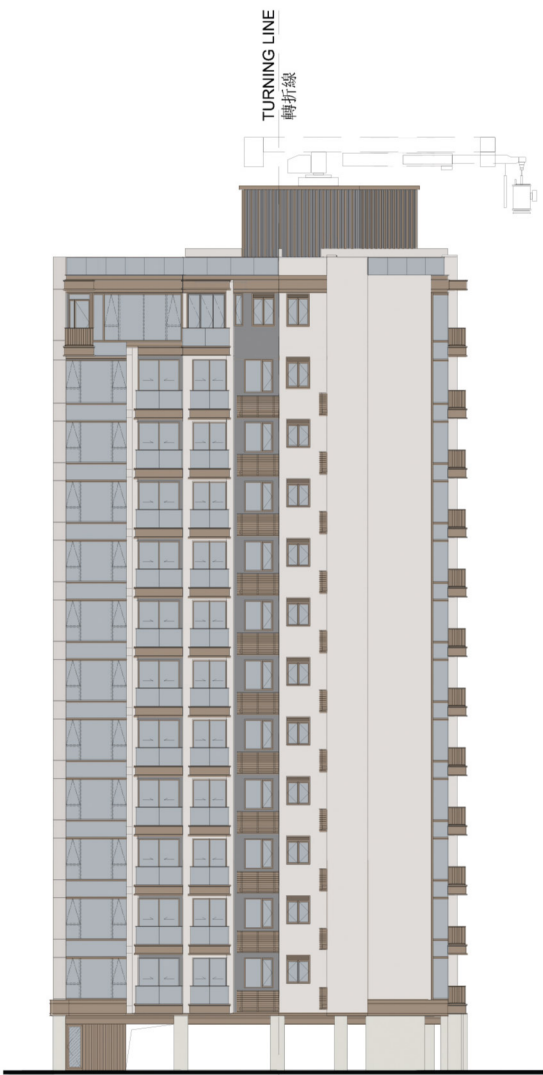
KEY PLAN
索引圖



BOUNDARY OF THE DEVELOPMENT
發展項目的界線



ELEVATION PLAN 1A
立面圖 1A



ELEVATION PLAN 1B
立面圖 1B



ELEVATION PLAN 1C
立面圖 1C

Authorized person for the Development certified that the elevations show in these plans:
1. are prepared on the basis of the approved building plans for the Development as of 3 April 2020; and
2. are in general accordance with the outward appearance of the Development.

發展項目的認可人士證明本圖所顯示的立面：
1. 以2020年4月3日的情況為準的發展項目的經批准的建築圖則為基礎擬備；及
2. 大致上與該項目的外觀一致。

ELEVATION PLAN

立面圖

KEY PLAN
索引圖



BOUNDARY OF THE DEVELOPMENT
發展項目的界線



ELEVATION PLAN 2A
立面圖 2A



ELEVATION PLAN 2B
立面圖 2B

Authorized person for the Development certified that the elevations show in these plans:
1. are prepared on the basis of the approved building plans for the Development as of 24 December 2019; and
2. are in general accordance with the outward appearance of the Development.

發展項目的認可人士證明本圖所顯示的立面：
1. 以2019年12月24日的情況為準的發展項目的經批准的建築圖則為基礎擬備；及
2. 大致上與該項目的外觀一致。

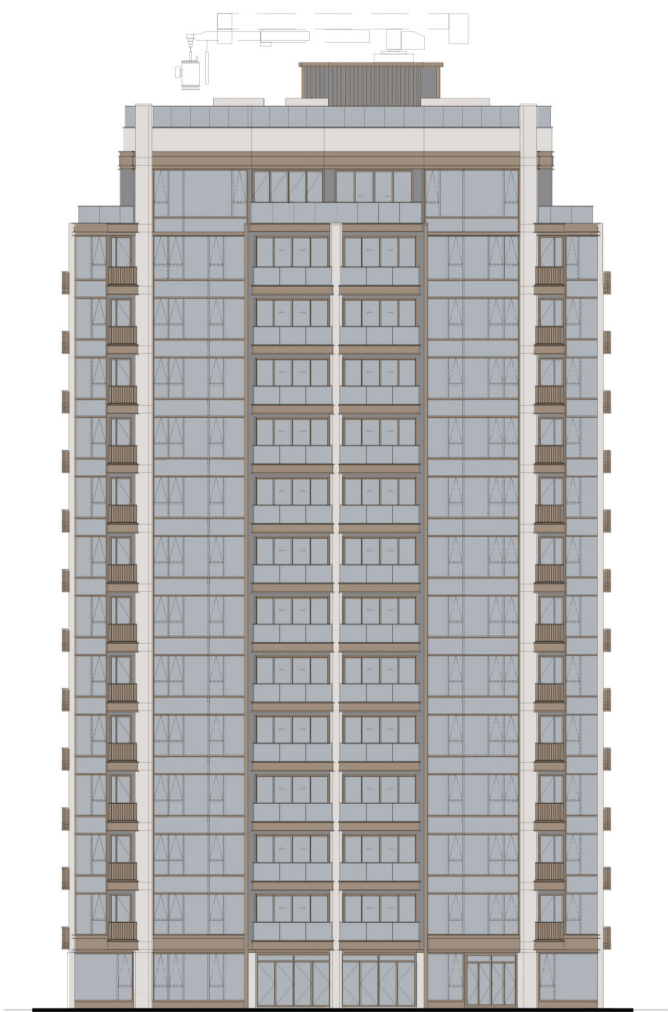
ELEVATION PLAN
立面圖

KEY PLAN
索引圖



----- BOUNDARY OF THE DEVELOPMENT
發展項目的界線

TOWER 1
第1座



ELEVATION PLAN 3A
立面圖 3A

TOWER 1
第1座



ELEVATION PLAN 3B
立面圖 3B

TURNING LINE
轉折線

TOWER 2
第2座

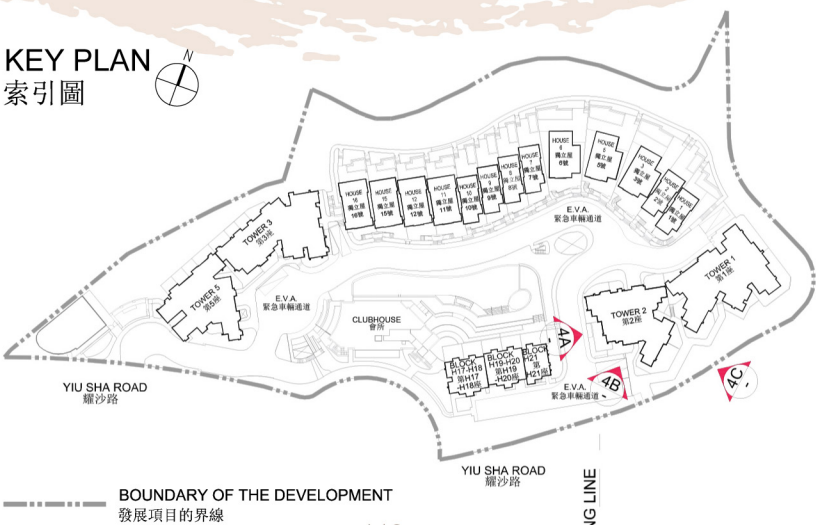


Authorized person for the Development certified that the elevations show in these plans:
1. are prepared on the basis of the approved building plans for the Development as of 3 April 2020; and
2. are in general accordance with the outward appearance of the Development.

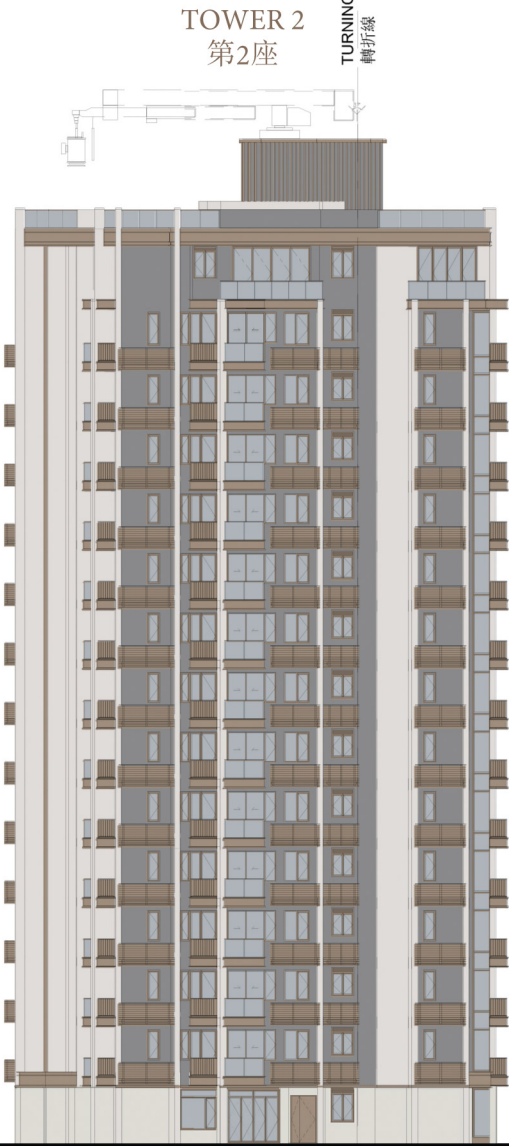
發展項目的認可人士證明本圖所顯示的立面：
1. 以2020年4月3日的情況為準的發展項目的經批准的建築圖則為基礎擬備；及
2. 大致上與該項目的外觀一致。

ELEVATION PLAN
立面圖

KEY PLAN
索引圖



ELEVATION PLAN 4A
立面圖 4A



ELEVATION PLAN 4B
立面圖 4B



ELEVATION PLAN 4C
立面圖 4C

Authorized person for the Development certified that the elevations show in these plans:
1. are prepared on the basis of the approved building plans for the Development as of 24 December 2019; and
2. are in general accordance with the outward appearance of the Development.

發展項目的認可人士證明本圖所顯示的立面：
1. 以2019年12月24日的情況為準的發展項目的經批准的建築圖則為基礎擬備；及
2. 大致上與該項目的外觀一致。

ELEVATION PLAN

立面圖

KEY PLAN
索引圖



----- BOUNDARY OF THE DEVELOPMENT
發展項目的界線

Block H17
第H17座

Block H17 - H18, H19 - H20 and H21
第H17 - H18、H19 - H20及H21座

Block H21
第H21座

Block H17 - H18, H19 - H20 and H21
第H17 - H18、H19 - H20及H21座

Block H17 - H18
第H17 - H18座

Block H19 - H20
第H19 - H20座

Block H21
第H21座

Block H21
第H21座

Block H19 - H20
第H19 - H20座

Block H17 - H18
第H17 - H18座



ELEVATION PLAN 5A
立面圖 5A



ELEVATION PLAN 5B
立面圖 5B



ELEVATION PLAN 5C
立面圖 5C



ELEVATION PLAN 5D
立面圖 5D

TURNING LINE
轉折線

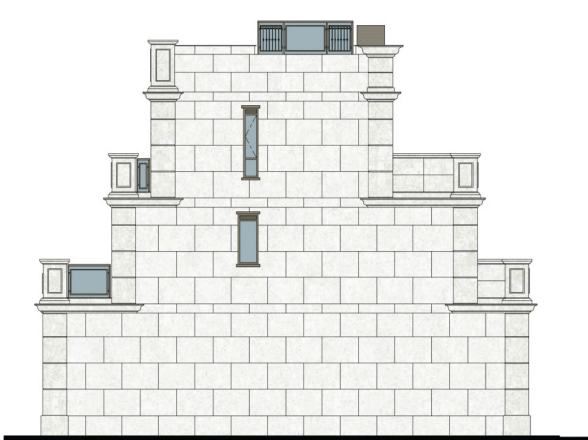
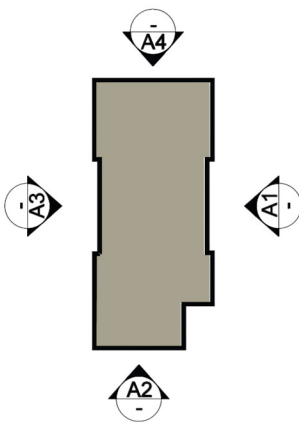
Authorized person for the Development certified that the elevations show in these plans:
1. are prepared on the basis of the approved building plans for the Development as of 3 April 2020; and
2. are in general accordance with the outward appearance of the Development.

發展項目的認可人士證明本圖所顯示的立面：
1. 以2020年4月3日的情況為準的發展項目的經批准的建築圖則為基礎擬備；及
2. 大致上與該項目的外觀一致。

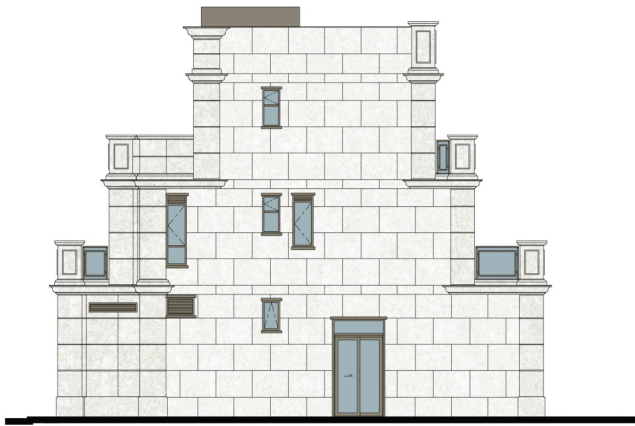
ELEVATION PLAN
立面圖



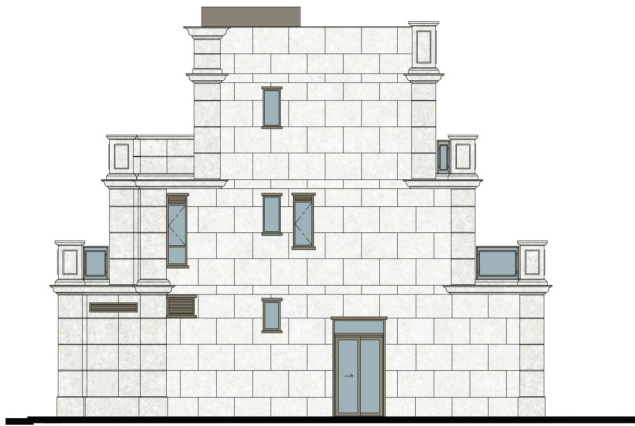
HOUSE 1, 2, 7, 8, 9 and 10
獨立屋1、2、7、8、9及10號



ELEVATION PLAN A3 (House 1)
立面圖 A3 (獨立屋1號)



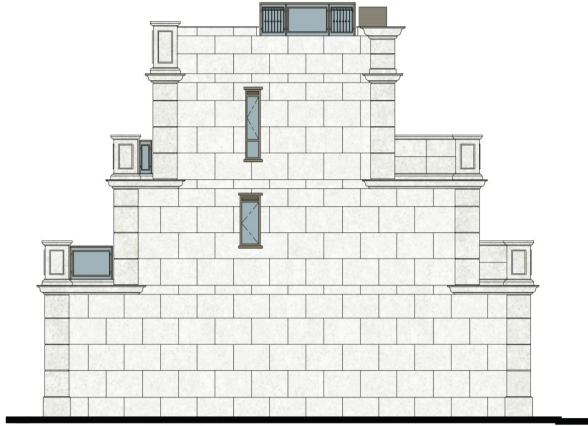
ELEVATION PLAN A1 (House 1, 7, 8, 9 and 10)
立面圖 A1 (獨立屋1, 7, 8, 9及10號)



ELEVATION PLAN A1 (House 2)
立面圖 A1 (獨立屋2號)



ELEVATION PLAN A2
立面圖 A2



ELEVATION PLAN A3 (House 2, 7, 8, 9 and 10)
立面圖 A3 (獨立屋2, 7, 8, 9及10號)



ELEVATION PLAN A4
立面圖 A4

Authorized person for the Development certified that the elevations show in these plans:
1. are prepared on the basis of the approved building plans for the Development as of 24 December 2019; and
2. are in general accordance with the outward appearance of the Development.

發展項目的認可人士證明本圖所顯示的立面：
1. 以2019年12月24日的情況為準的發展項目的經批准的建築圖則為基礎擬備；及
2. 大致上與該項目的外觀一致。

ELEVATION PLAN
立面圖



HOUSE 3, 5 and 6
獨立屋3、5及6號



ELEVATION PLAN B1
立面圖 B1



ELEVATION PLAN B2
立面圖 B2



ELEVATION PLAN B3
立面圖 B3



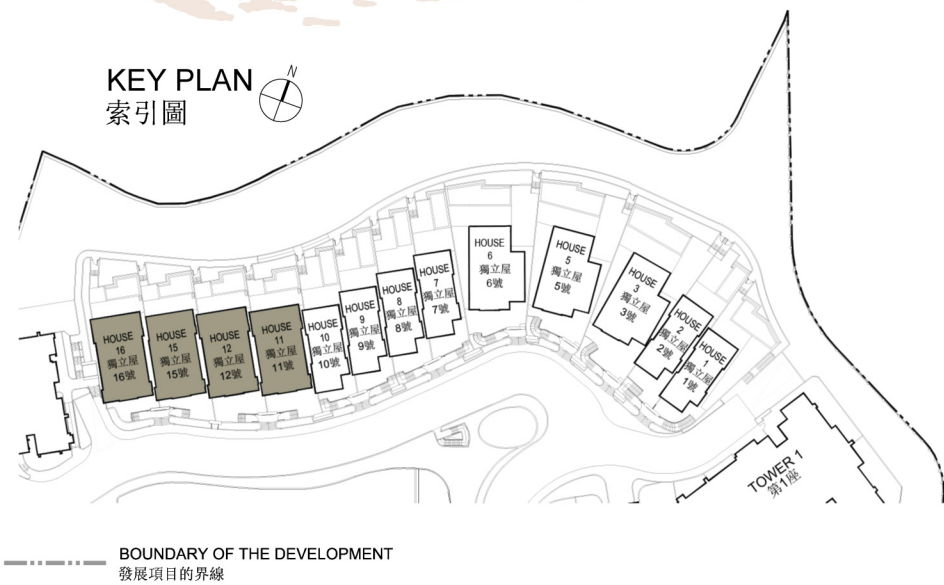
ELEVATION PLAN B4
立面圖 B4

Authorized person for the Development certified that the elevations show in these plans:
1. are prepared on the basis of the approved building plans for the Development as of 24 December 2019; and
2. are in general accordance with the outward appearance of the Development.

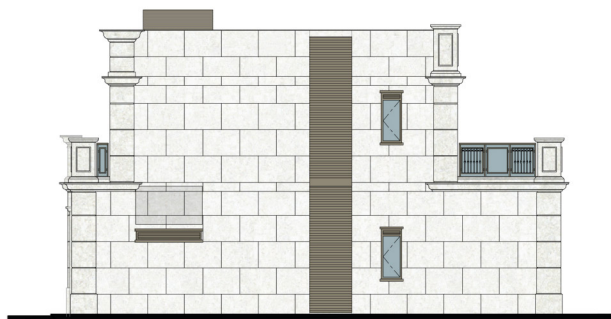
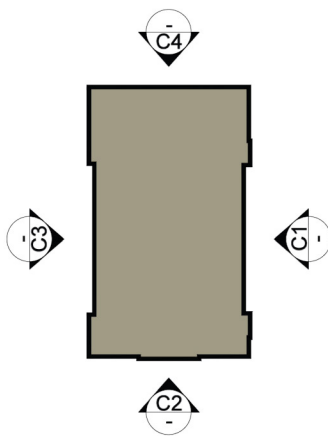
發展項目的認可人士證明本圖所顯示的立面：
1. 以2019年12月24日的情況為準的發展項目的經批准的建築圖則為基礎擬備；及
2. 大致上與該項目的外觀一致。

ELEVATION PLAN

立面圖



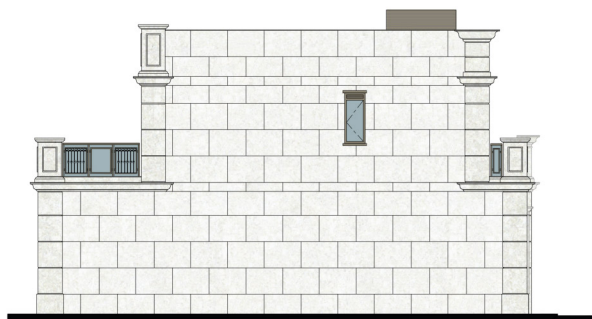
HOUSE 11, 12, 15 and 16
獨立屋11、12、15及16號



ELEVATION PLAN C1
立面圖 C1



ELEVATION PLAN C2
立面圖 C2



ELEVATION PLAN C3
立面圖 C3



ELEVATION PLAN C4
立面圖 C4

Authorized person for the Development certified that the elevations show in these plans:
1. are prepared on the basis of the approved building plans for the Development as of 3 April 2020; and
2. are in general accordance with the outward appearance of the Development.

發展項目的認可人士證明本圖所顯示的立面：
1. 以2020年4月3日的情況為準的發展項目的經批准的建築圖則為基礎擬備；及
2. 大致上與該項目的外觀一致。

INFORMATION ON COMMON FACILITIES IN THE DEVELOPMENT

發展項目中的公用設施的資料

Category of Common Facilities 公用設施的類別	Covered 有蓋 sq.m. (sq.ft.) 平方米 (平方呎)	Uncovered 露天 sq.m. (sq.ft.) 平方米 (平方呎)	Total Area 總面積 sq.m. (sq.ft.) 平方米 (平方呎)
Residents' Clubhouse (including any recreational facilities for residents' use) 住客會所 (包括供住客使用的任何康樂設施)	1582.388 (17,033)	1726.227 (18,581)	3308.615 (35,614)
Communal garden or play area for residents' use on the roof, or on any floor between the roof and the lowest residential floor, of a building in the Development (whether known as a communal sky garden or otherwise) 位於發展項目中的建築物的天台或在天台和最低一層住宅樓層之間的任何一層的、供住客使用的公用花園或遊樂地方 (不論是稱為公用空中花園或有其他名稱)	98.246 (1,058)	0.974 (10)	99.220 (1,068)
Communal garden or play area for residents' use below the lowest residential floor of a building in the development (whether known as a covered and landscaped play area or otherwise) 位於發展項目中的建築物的最低一層住宅樓層以下的、供住客使用的公用花園或遊樂地方 (不論是稱為有蓋及園景的遊樂場或有其他名稱)	N/A 不適用	N/A 不適用	N/A 不適用

Note:
The areas in square feet have been converted from square metres based on a conversion rate of 1 square metre = 10.764 square feet and rounded off to the nearest integer.

註：
以平方呎列出的面積由以平方米列出的面積以1平方米 = 10.764平方呎換算並以四捨五入至整數。

INSPECTION OF PLANS AND DEED OF MUTUAL COVENANT

閱覽圖則及公契

1. The address of the website on which a copy of Outline Zoning Plan relating to the Development is available at www.ozp.tpb.gov.hk
2. (a) Copy of every deed of mutual covenant in respect of the specified residential properties that has been executed is available for inspection at the place at which the specified residential property is offered to be sold.
(b) The inspection is free of charge.

1. 關乎本發展項目的分區計劃大綱圖的文本供閱覽的互聯網網站的網址為 www.ozp.tpb.gov.hk
2. (a) 指明住宅物業每一已簽立的公契的文本存放在指明住宅物業的售樓處，以供閱覽。
(b) 無須為閱覽付費。

FITTINGS, FINISHES AND APPLIANCES

裝置、裝修物料及設備

Tower 1, 2, 3 & 5 and Block H17-H18, H19-H20 & H21 第1、2、3及5座及第H17-H18、H19-H20及H21座

1. Exterior Finishes

Item	Description
(a) External Wall	Natural stones, ceramic tiles, curtain wall, aluminium cladding, metal grille, aluminium louver and external paint.
(b) Window	Except the following flats, aluminium window frame with fluorocarbon coating, fixed with tinted glass except obscured tinted glass for bathrooms, toilets and utility rooms (if provided). For the following flats, aluminium window frame with fluorocarbon coating fixed with tinted glass, and aluminium window frame with fluorocarbon coating fixed with Insulated Glass Unit (IGU) with low-e coating: - Flat H17-A, H17-B and H18-A at 1/F, 2/F, 3/F and 5/F of Block H17-H18 - Flat H19-A and H20-A at 1/F, 2/F, 3/F and 5/F of Block H19-H20 - Flat H21-A and H21-B at 1/F, 2/F, 3/F and 5/F of Block H21 Aluminium window frame with fluorocarbon coating fixed with Insulated Glass Unit (IGU) with low-e coating is used for curtain wall.
(c) Bay Window	Not Applicable
(d) Planter	Not Applicable
(e) Verandah or Balcony	Balconies are fitted with laminated glass balustrade with top railing. Walls are finished with ceramic tiles and aluminium cladding (if provided). Floors are finished with porcelain tiles. Ceilings are finished with external paint. All balconies are covered. There is no verandah.
(f) Drying Facilities for Clothing	Not applicable

1. 外部裝修物料

細項	描述
(a) 外牆	天然石材、瓷磚、幕牆、鋁質飾面板、金屬格柵，鋁百葉及外牆油漆。
(b) 窗	除了下列單位外，選用氟碳塗層鋁質窗框配有色玻璃，除浴室、衛生間及工作房(如有)配不透明有色玻璃。 下列單位選用氟碳塗層鋁質窗框配有色玻璃，及氟碳塗層鋁質窗框配雙層中空低輻射鍍膜玻璃： - 第H17-H18座1樓，2樓，3樓及5樓的H17-A，H17-B及H18-A單位 - 第H19-H20座1樓，2樓，3樓及5樓的H19-A及H20-A單位 - 第H21座1樓，2樓，3樓及5樓的H21-A及H21-B單位 幕牆窗採用氟碳塗層鋁質窗框配雙層中空低輻射鍍膜玻璃。
(c) 窗台	不適用
(d) 花槽	不適用
(e) 陽台或露台	露台裝設夾層玻璃欄杆連頂扶手。 牆身鋪砌瓷磚及鋁質飾面板（如有）。 地台鋪砌高溫瓷質磚。 天花板髹外牆油漆。 所有露台均有蓋。 不設陽台。
(f) 乾衣設施	不適用

FITTINGS, FINISHES AND APPLIANCES

裝置、裝修物料及設備

Tower 1, 2, 3 & 5 and Block H17-H18, H19-H20 & H21 第1、2、3及5座及第H17-H18、H19-H20及H21座

2. Interior Finishes

Item	Description
(a) Lobby	<p>Entrance Lobbies at G/F: Walls are finished with natural stone, wood veneer, stainless steel and glass on exposed surfaces. Floors are finished with natural stone on exposed surfaces. Ceilings are finished with gypsum board in emulsion paint and stainless steel.</p> <p>Entrance Lobbies at B/F: Walls are finished with natural stone, wood veneer and stainless steel on exposed surfaces. Floors are finished with natural stone on exposed surfaces. Ceilings are finished with gypsum board in emulsion paint.</p> <p>Lobbies at Residential Floors: Walls are finished with natural stone, wood veneer, plastic laminate, stainless steel and glass on exposed surfaces. Floors are finished with tiles on exposed surfaces, except lift lobby of Flat A at 1/F-3/F, 5/F-12/F and 15/F-16/F and Flat B at 1/F-3/F, 5/F-12/F and 15/F of Tower 1 floors are finished with natural stone and stainless steel strip on exposed surfaces. Ceilings are finished with gypsum board in emulsion paint.</p>
(b) Internal wall and ceiling	<p>Living/Dining Rooms and Bedrooms: Except the following flats, walls are finished with emulsion paint on exposed surfaces. For the living / dining room in the following flats, walls are finished with mirror, plastic laminate and emulsion paint on exposed surfaces:</p> <ul style="list-style-type: none">- Flat D and G at G/F of Tower 1- Flat C, D and G at 1/F-3/F, 5/F-12/F and 15/F of Tower 1- Flat B at G/F of Tower 2- Flat B, C, G and H at 1/F-3/F, 5/F-12/F and 15/F-16/F of Tower 2- Flat E, F, G, H, J and K at G/F of Tower 3- Flat B, D, E, F, G, H, J, K and L at 1/F-3/F, 5/F-12/F and 15/F-16/F of Tower 3- Flat C, D, E, F and G at G/F of Tower 5- Flat B, C, D, E, F, G and K at 1/F-3/F and 5/F-12/F of Tower 5- Flat H17-B, H18-B, H19-B, H20-B and H21-B at 1/F-3/F and 5/F of Block H17-H18, H19-H20 and H21 <p>Ceilings are finished with emulsion paint where exposed; gypsum board bulkheads and false ceilings are finished with emulsion paint.</p>
(c) Internal floor	<p>Living/Dining Rooms and Bedrooms: Floors are finished with engineered timber flooring and timber skirting on exposed surfaces with natural stone border and stainless steel strip along the edge where glass doors are provided for access to balconies, utility platforms, flat roofs and private gardens.</p>

2. 室內裝修物料

細項	描述
(a) 大堂	<p>地下入口大堂： 牆身外露位置鋪砌天然石材、木皮飾面、不銹鋼及玻璃。 地台外露位置鋪砌天然石材。 天花板鋪設髹上乳膠漆的石膏板及不銹鋼。</p> <p>地庫入口大堂： 牆身外露位置鋪砌天然石材、木皮飾面及不銹鋼。 地台外露位置鋪砌天然石材。 天花板鋪設髹上乳膠漆的石膏板。</p> <p>住宅層大堂： 牆身外露位置鋪砌天然石材、木皮飾面、膠板、不銹鋼及玻璃。 地台外露位置鋪砌瓷磚，除第1座1樓至3樓，5樓至12樓及15樓至16樓A單位升降機大堂及1樓至3樓，5樓至12樓及15樓B單位升降機大堂地台外露位置鋪砌天然石材及不銹鋼條。 天花板鋪設髹上乳膠漆的石膏板。</p>
(b) 內牆及天花板	<p>客/飯廳及睡房： 除了下列單位外，牆身外露位置髹上乳膠漆。 下列單位的客/飯廳，牆身外露位置鋪設鏡、膠板及髹上乳膠漆：</p> <ul style="list-style-type: none">- 第1座地下的D及G單位- 第1座1樓至3樓，5樓至12樓及15樓的C、D及G單位- 第2座地下的B單位- 第2座1樓至3樓，5樓至12樓及15至16樓的B、C、G及H單位- 第3座地下的E、F、G、H、J及K單位- 第3座1樓至3樓，5樓至12樓及15樓至16樓的B、D、E、F、G、H、J、K及L單位- 第5座地下的C、D、E、F及G單位- 第5座1樓至3樓及5樓至12樓的B、C、D、E、F、G及K單位- 第H17-H18，H19-H20及H21座1樓至3樓及5樓的H17-B、H18-B、H19-B、H20-B及H21-B單位 <p>天花板外露位置髹上乳膠漆；石膏板假樑及假天花位置髹上乳膠漆。</p>
(c) 內部地板	<p>客/飯廳及睡房： 地台外露位置鋪砌複合木地板及木地腳線。通往露台、工作平台、平台及私人花園的玻璃門之地台靠邊部分鋪砌天然石材及不銹鋼條。</p>

FITTINGS, FINISHES AND APPLIANCES

裝置、裝修物料及設備

Tower 1, 2, 3 & 5 and Block H17-H18, H19-H20 & H21 第1、2、3及5座及第H17-H18、H19-H20及H21座

2. Interior Finishes

Item	Description
(d) Bathroom	<p>Master Bathrooms: Except the following flats, walls are finished with natural stone and mirror on exposed surfaces up to the false ceiling. Floors are finished with porcelain tiles where exposed.</p> <p>For the following flats, walls are finished with natural stone on exposed surfaces up to the false ceiling. Floors are finished with porcelain tiles where exposed:</p> <ul style="list-style-type: none">- Flat B at G/F of Tower 1- Flat A & C at 1/F-3/F, 5/F -12/F and 15/F-16/F of Tower 3- Flat A & B at 1/F-3/F & 5/F-12/F of Tower 5 <p>For the following flats, walls are finished with natural stone and mirror on exposed surfaces up to the false ceiling. Floors are finished with porcelain tiles where exposed:</p> <ul style="list-style-type: none">- Flat A, B & C at 16/F of Tower 1- Flat B & C at 17/F of Tower 2- Flat A & E at 17/F of Tower 3- Flat B at 15/F of Tower 5 <p>For the following flats, walls are finished with natural stone on exposed surfaces up to the false ceiling. Floors are finished with porcelain tiles where exposed:</p> <ul style="list-style-type: none">- Flat A at 17/F of Tower 2- Flat B, C & D at 17/F of Tower 3- Flat A, C, D & E at 15/F of Tower 5 <p>Ceilings are finished with gypsum board with emulsion paint and aluminum panels.</p> <p>Bathrooms, Bathrooms 1, Bathrooms 2 & Bathrooms 3: Except the following flats, walls are finished with natural stone and mirror on exposed surfaces up to the false ceiling. Floors are finished with porcelain tiles where exposed.</p> <p>For the following flats, walls are finished with natural stone on exposed surfaces up to the false ceiling. Floors are finished with porcelain tiles where exposed:</p> <ul style="list-style-type: none">- Bathroom 1 of Flat E at G/F of Tower 3- Bathroom of Flat B at 1/F-3/F, 5/F-12/F & 15/F-16/F of Tower 3- Bathroom of Flat A at 1/F-3/F & 5/F-12/F of Tower 5 <p>For the following flats, walls are finished with natural stone and mirror on exposed surfaces up to the false ceiling. Floors are finished with porcelain tiles where exposed:</p> <ul style="list-style-type: none">- Bathroom 1, bathroom 2 & bathroom 3 of Flat A, bathroom 2 of Flat C at 16/F of Tower 1- Bathroom 1 of Flat A, bathroom 1 of Flat B and bathroom 1 & bathroom 2 of Flat C at 17/F of Tower 2- Bathroom of Flat A, bathroom of Flat B, bathroom of Flat C, bathroom of Flat D and bathroom of Flat E at 17/F of Tower 3- Bathroom of Flat B, bathroom of Flat C, bathroom of Flat D & bathroom of Flat E at 15/F of Tower 5 <p>For the following flats, walls are finished with natural stone on exposed surfaces up to the false ceiling. Floors are finished with porcelain tiles where exposed:</p> <ul style="list-style-type: none">- Bathroom of Flat B, bathroom 1 of Flat C at 16/F of Tower 1- Bathroom 2 of Flat A at 17/F of Tower 2- Bathroom of Flat A at 15/F of Tower 5 <p>Ceilings are finished with gypsum board with emulsion paint and aluminum panel.</p>

2. 室內裝修物料

細項	描述
(d) 浴室	<p>主人浴室： 除了下列單位外，牆身外露位置鋪砌天然石材及鏡至假天花高度。地台外露位置鋪砌高溫瓷質磚。</p> <p>下列單位牆身外露位置鋪砌天然石材至假天花高度。地台外露位置鋪砌高溫瓷質磚：</p> <ul style="list-style-type: none">- 第1座地下的B單位- 第3座1樓至3樓、5樓至12樓、15樓至16樓的A及C單位- 第5座1樓至3樓、5樓至12樓的A及B單位 <p>下列單位牆身外露位置鋪砌天然石材及鏡至假天花高度。地台外露位置鋪砌高溫瓷質磚：</p> <ul style="list-style-type: none">- 第1座16樓的A、B及C單位- 第2座17樓的B及C單位- 第3座17樓的A及E單位- 第5座15樓的B單位 <p>下列單位牆身外露位置鋪砌天然石材至假天花高度。地台外露位置鋪砌高溫瓷質磚：</p> <ul style="list-style-type: none">- 第2座17樓的A單位- 第3座17樓的B、C及D單位- 第5座15樓的A、C、D及E單位 <p>天花板鋪設髹上乳膠漆的石膏板及鋁板。</p> <p>浴室、浴室1、浴室2及浴室3： 除了下列單位外，牆身外露位置鋪砌天然石材及鏡至假天花高度。地台外露位置鋪砌高溫瓷質磚。</p> <p>下列單位牆身外露位置鋪砌天然石材至假天花高度。地台外露位置鋪砌高溫瓷質磚：</p> <ul style="list-style-type: none">- 第3座地下的E單位的浴室1- 第3座1樓至3樓、5樓至12樓、15樓至16樓的B單位的浴室- 第5座1樓至3樓及5樓至12樓的A單位的浴室 <p>下列單位牆身外露位置鋪砌天然石材及鏡至假天花高度。地台外露位置鋪砌高溫瓷質磚：</p> <ul style="list-style-type: none">- 第1座16樓的A單位的浴室1、浴室2及浴室3及C單位的浴室2- 第2座17樓的A單位的浴室1、B單位的浴室1、C單位的浴室1及浴室2- 第3座17樓的A單位的浴室、B單位的浴室、C單位的浴室、D單位的浴室及E單位的浴室- 第5座15樓的B單位的浴室、C單位的浴室、D單位的浴室及E單位的浴室 <p>下列單位牆身外露位置鋪砌天然石材至假天花高度。地台外露位置鋪砌高溫瓷質磚：</p> <ul style="list-style-type: none">- 第1座16樓的B單位的浴室及C單位的浴室1- 第2座17樓的A單位的浴室2- 第5座15樓的A單位的浴室 <p>天花板鋪設髹上乳膠漆的石膏板及鋁板。</p>

FITTINGS, FINISHES AND APPLIANCES

裝置、裝修物料及設備

Tower 1, 2, 3 & 5 and Block H17-H18, H19-H20 & H21 第1、2、3及5座及第H17-H18、H19-H20及H21座

2. Interior Finishes

Item	Description
(e) Kitchen	<p>Kitchens (Non-open Kitchens): Walls are finished with natural stone and stainless steel on exposed surfaces up to false ceilings. Floors are finished with natural stone on exposed surfaces. Ceilings are finished with aluminum panels. Cooking benches are finished with solid surfacing materials.</p> <p>Open Kitchens: Walls are finished with natural stone, stainless steel and emulsion paint on exposed surfaces up to false ceilings. Floors are finished with engineered timber flooring on exposed surfaces. Ceilings are finished with emulsion paint where exposed; gypsum board bulkheads are finished with emulsion paint. Cooking benches are finished with solid surfacing materials.</p>

2. 室內裝修物料

細項	描述
(e) 廚房	<p>廚房（非開放式廚房）： 牆身外露位置鋪砌天然石材及不銹鋼至假天花高度。 地台外露位置鋪砌天然石材。 天花板鋪設鋁板。 廚房檯面鋪設實體面材。</p> <p>開放式廚房： 牆身外露位置鋪砌天然石材、不銹鋼板及髹上乳膠漆至假天花高度。 地台外露位置鋪砌複合木地板。 天花外露位置髹上乳膠漆；石膏板假櫟位置髹上乳膠漆。 廚房檯面鋪設實體面材。</p>

FITTINGS, FINISHES AND APPLIANCES

裝置、裝修物料及設備

Tower 1, 2, 3 & 5 and Block H17-H18, H19-H20 & H21 第1、2、3及5座及第H17-H18、H19-H20及H21座

3. Interior Fittings

Item	Description
(a) Door	<p>Main Entrance: Except the following flats, solid core fire rated timber door with wood veneer finishes fitted with lockset, handle, door closer, door chain, eye viewer and door stopper.</p> <p>For the following flat, solid core fire rated timber door with wood veneer finishes fitted with lockset, handle, door closer, door chain, eye viewer and door stopper at Main Entrance Door (Interior). Aluminium framed glass door, fitted with lockset and handle at Main Entrance Door (Exterior):</p> <ul style="list-style-type: none">- Flat B at G/F of Tower 1 <p>For the following flat, solid core fire rated timber door with wood veneer finishes fitted with lockset, handle, door closer and door stopper at Main Entrance Door (Interior). Solid core fire rated timber door with wood veneer finishes fitted with lockset, handle, door closer, door chain, eye viewer and door stopper at Main Entrance Door (Exterior):</p> <ul style="list-style-type: none">- Flat F at G/F of Tower 2 <p>For the following flats, solid core fire rated timber door with wood veneer finishes fitted with lockset, handle, door closer, door chain, eye viewer and door stopper at Main Entrance Door (Interior) and Main Entrance Door (Exterior):</p> <ul style="list-style-type: none">- Flat A at 1/F-3/F, 5/F-12/F and 15/F-16/F of Tower 1- Flat B at 1/F-3/F, 5/F-12/F and 15/F of Tower 1 <p>Master Bedrooms and Bedrooms: Hollow core timber door with wood veneer finishes fitted with lockset, handle and door stopper.</p> <p>Kitchens: Solid core fire rated timber door with wood veneer finishes, fitted with fire-rated glass panel, handle, door closer and door stopper.</p> <p>Master Bathrooms, Bathrooms, Bathrooms 1, Bathrooms 2 & Bathroom 3: Except the following flats, hollow core timber door with wood veneer finishes fitted with lockset, robe hook, handle and door stopper.</p> <p>For the following flats, master bathrooms are installed with hollow core timber door with wood veneer, mirror and stainless-steel strip fitted with lockset, robe hook, handle and door stopper:</p> <ul style="list-style-type: none">- Flat A at 1/F-3/F, 5/F-12/F ,15/F-16/F of Tower 3- Flat D at 17/F of Tower 3- Flat A at 1/F-3/F, 5/F-12/F of Tower 5- Flat A, C, D & E at 15/F of Tower 5 <p>For the following flats, master bathrooms are installed with hollow core timber door with wood veneer, fitted with timber louver, lockset, robe hook, handle and door stopper:</p> <ul style="list-style-type: none">- Flat B at 16/F of Tower 1- Flat C at 17/F of Tower 2- Flat E at 17/F of Tower 3

3. 室內裝置

細項	描述
(a) 門	<p>主要入口： 除了下列單位，實心防火木門配以木皮飾面，配置門鎖、門柄、氣鼓、防盜鏈、防盜眼及門頂。</p> <p>下列單位主要入口大門(室內)實心防火木門配以木皮飾面，配置門鎖、門柄、氣鼓、防盜鏈、防盜眼及門頂。主要入口大門(室外) 鋁框玻璃門，配置門鎖及門柄：</p> <ul style="list-style-type: none">- 第1座地下的B單位 <p>下列單位主要入口大門(室內)實心防火木門配以木皮飾面，配置門鎖、門柄、氣鼓及門頂。主要入口大門(室外) 實心防火木門配以木皮飾面，配置門鎖、門柄、氣鼓、防盜鏈、防盜眼及門頂：</p> <ul style="list-style-type: none">- 第2座地下的F單位 <p>下列單位主要入口大門(室內)及主要入口大門(室外)實心防火木門配以木皮飾面，配置門鎖、門柄、氣鼓、防盜鏈、防盜眼及門頂：</p> <ul style="list-style-type: none">- 第1座1樓至3樓、5樓至12樓及15樓至16樓的A單位- 第1座1樓至3樓、5樓至12樓及15樓的B單位 <p>主人睡房及睡房： 空心木門配以木皮飾面，配置門鎖、門柄及門頂。</p> <p>廚房： 實心防火木門配以木皮飾面，裝設防火玻璃視窗、門柄、氣鼓及門頂。</p> <p>主人浴室、浴室、浴室1、浴室2及浴室3： 除了下列單位外，空心木門配以木皮飾面，配置門鎖、掛衣鉤、門柄及門頂。</p> <p>下列單位主人浴室裝設空心木門配以木皮飾面、鏡及不銹鋼條，配置門鎖、掛衣鉤、門柄及門頂：</p> <ul style="list-style-type: none">- 第3座1樓至3樓、5樓至12樓及15樓至16樓的A單位- 第3座17樓的D單位- 第5座1樓至3樓及5樓至12樓的A單位- 第5座15樓的A、C、D及E單位 <p>下列單位主人浴室裝設空心木門配以木皮飾面、配置木百葉、門鎖、掛衣鉤、門柄及門頂：</p> <ul style="list-style-type: none">- 第1座16樓的B單位- 第2座17樓的C單位- 第3座17樓的E單位

FITTINGS, FINISHES AND APPLIANCES

裝置、裝修物料及設備

Tower 1, 2, 3 & 5 and Block H17-H18, H19-H20 & H21 第1、2、3及5座及第H17-H18、H19-H20及H21座

3. Interior Fittings

Item	Description
(a) Door	<p>For the following flats, master bathrooms are installed with hollow core timber door with wood veneer, mirror, stainless steel strip, fitted with timber louver, lockset, robe hook, handle and door stopper:</p> <ul style="list-style-type: none">- Flat B at G/F of Tower 1- Flat A at 17/F of Tower 2- Flat E at G/F of Tower 3- Flat C at 1/F-3/F, 5/F-12/F ,15/F-16/F of Tower 3- Flat B & C at 17/F of Tower 3- Flat B at 1/F-3/F, 5/F-12/F of Tower 5 <p>For the following flat, bathrooms are installed with hollow core timber door with wood veneer, mirror and stainless steel strip, fitted with lockset, robe hook, handle and door stopper:</p> <ul style="list-style-type: none">- Bathroom 1 of Flat C at 16/F of Tower 1- Bathroom of Flat A at 1/F-3/F, 5/F-12/F of Tower 5- Bathroom of Flat A at 15/F of Tower 5 <p>For the following flats, bathrooms are installed with hollow core timber door with wood veneer, fitted with timber louver, lockset, robe hook, handle and door stopper:</p> <ul style="list-style-type: none">- Bathroom 2 of Flat A, bathroom 1 of Flat B, bathroom of Flat G & bathroom of Flat H at G/F of Tower 1- Bathroom 2 of Flat A, bathroom 1 & bathroom 2 of Flat B, bathroom of Flat C, bathroom of Flat G & bathroom of Flat H at 1/F-3/F, 5/F-12/F & 15/F of Tower 1- Bathroom 2 & bathroom 3 of Flat A and bathroom 2 of Flat C at 16/F of Tower 1- Bathroom of Flat A, bathroom of Flat B, bathroom of Flat C and bathroom of Flat H at G/F of Tower 2- Bathroom of Flat A, bathroom of Flat B, bathroom of Flat C, bathroom of Flat G and bathroom of Flat H at 1/F-3/F, 5/F-12/F & 15/F-16/F of Tower 2- Bathroom 1 of Flat B & bathroom 2 of Flat C at 17/F of Tower 2- Bathroom 2 of Flat E, bathroom of Flat F, bathroom of Flat G, bathroom of Flat J and bathroom of Flat K at G/F of Tower 3- Bathroom of Flat C, bathroom of Flat D, bathroom of Flat E, bathroom of Flat F, bathroom of Flat G, bathroom of Flat J and bathroom of Flat K at 1/F-3/F, 5/F-12/F and 15/F-16/F of Tower 3- Bathroom of Flat A, bathroom of Flat B, bathroom of Flat C, bathroom of Flat D and bathroom of Flat E at 17/F of Tower 3- Bathroom of Flat E, bathroom of Flat F and bathroom of Flat G at G/F of Tower 5- Bathroom of Flat E, bathroom of Flat F and bathroom of Flat G at 1/F-3/F & 5/F-12/F of Tower 5- Bathroom of Flat B and bathroom of Flat D at 15/F of Tower 5 <p>For the following flats, bathrooms are installed with hollow core timber door with wood veneer, fitted with timber louver, mirror and stainless steel strip fitted with lockset, robe hook, handle and door stopper:</p> <ul style="list-style-type: none">- Bathroom of Flat B at 16/F of Tower 1- Bathroom 2 of Flat A at 17/F of Tower 2- Bathroom of Flat B at 1/F-3/F, 5/F-12/F ,15/F-16/F of Tower 3

3. 室內裝置

細項	描述
(a) 門	<p>下列單位主人浴室裝設空心木門配以木皮飾面、鏡、不銹鋼飾條，配置木百葉、門鎖、掛衣鉤、門柄及門頂：</p> <ul style="list-style-type: none">- 第1座地下的B單位- 第2座17樓的A單位- 第3座地下的E單位- 第3座1樓至3樓、5樓至12樓及15樓至16樓的C單位- 第3座17樓的B及C單位- 第5座1樓至3樓及5樓至12樓的B單位 <p>下列單位浴室裝設空心木門配以木皮飾面、鏡及不銹鋼飾條，配置門鎖、掛衣鉤、門柄及門頂：</p> <ul style="list-style-type: none">- 第1座16樓的C單位的浴室1- 第5座1樓至3樓及5樓至12樓的A單位的浴室- 第5座15樓的A單位的浴室 <p>下列單位浴室裝設空心木門配以木皮飾面，配置木百葉、門鎖、掛衣鉤、門柄及門頂：</p> <ul style="list-style-type: none">- 第1座地下的A單位的浴室2、B單位的浴室1、G單位的浴室及H單位的浴室- 第1座1樓至3樓、5樓至12樓及15樓的A單位的浴室2、B單位的浴室1及浴室2、C單位的浴室、G單位的浴室及H單位的浴室- 第1座16樓的A單位的浴室2及浴室3及C單位的浴室2- 第2座地下的A單位的浴室、B單位的浴室及C單位的浴室及H單位的浴室- 第2座1樓至3樓、5樓至12樓及15樓至16樓的A單位的浴室、B單位的浴室、C單位的浴室、G單位的浴室及H單位的浴室- 第2座17樓的B單位的浴室1及C單位的浴室2- 第3座地下的E單位的浴室2、F單位的浴室、G單位的浴室、J單位的浴室及K單位的浴室- 第3座1樓至3樓、5樓至12樓及15樓至16樓的C單位的浴室、D單位的浴室、E單位的浴室、F單位的浴室、G單位的浴室、J單位的浴室及K單位的浴室- 第3座17樓的A單位的浴室、B單位的浴室、C單位的浴室、D單位的浴室及E單位的浴室- 第5座地下的E單位的浴室、F單位的浴室及G單位的浴室- 第5座1樓至3樓、5樓至12樓的E單位的浴室、F單位的浴室及G單位的浴室- 第5座15樓的B單位的浴室及D單位的浴室 <p>下列單位浴室裝設空心木門配以木皮飾面、鏡及不銹鋼飾條，配置木百葉、門鎖、掛衣鉤、門柄及門頂：</p> <ul style="list-style-type: none">- 第1座16樓的B單位的浴室- 第2座17樓的A單位的浴室2- 第3座1樓至3樓、5樓至12樓及15樓至16樓的B單位的浴室

FITTINGS, FINISHES AND APPLIANCES

裝置、裝修物料及設備

Tower 1, 2, 3 & 5 and Block H17-H18, H19-H20 & H21 第1、2、3及5座及第H17-H18、H19-H20及H21座

3. Interior Fittings

Item	Description
(a) Door	<p>Utility Rooms: Hollow core timber door with wood veneer, fitted with timber louver, lockset, handle and door stopper</p> <p>Store Rooms: Hollow core timber door with wood veneer, fitted with lockset, handle and door stopper.</p> <p>Toilets: Aluminium door fitted with glass panel, aluminium louver, lockset and handle.</p> <p>Powder Rooms: Hollow core timber door with wood veneer, fitted with timber louver, lockset, handle and door stopper.</p> <p>Doors to Private Garden: Except the following flats, folding doors of fluorocarbon coated aluminium frame fitted with glass, lockset and handle are provided. For the following flats, folding doors and swing doors of fluorocarbon coated aluminium frame fitted with glass, lockset and handle are provided: - Flat D and E at G/F of Tower 1 - Flat E and F at G/F of Tower 2 - Flat D at G/F of Tower 5</p> <p>Balcony: Except balcony in the following flats, are installed with sliding doors of fluorocarbon coated aluminium frame fitted with glass, lockset and handle are provided at the balcony. The following balcony in the flats, are installed with folding doors of fluoro-carbon coated aluminium frame fitted with glass, lockset and handle: - Flat A, B & C at 16/F of Tower 1 - Flat A, B & C at 17/F of Tower 2 - Flat A, B, C, D & E at 17/F of Tower 3 - Flat A, B, C, D & E at 15/F of Tower 5</p> <p>Doors to Flat Roof : Except flat roof in the following flats, are installed with folding doors of fluorocarbon coated aluminium frame fitted with glass, lockset and handle. The following flat roof in the flats, sliding doors of fluorocarbon coated aluminium frame fitted with glass, lockset and handle:- - Flat B at 1/F of Tower 1 - Flat H17-A, H18-A, H19-A, H20-A and H21-A at 1/F of Block H17-H18, H19-H20 and H21 The following flats, doors of fluorocarbon coated aluminium frame fitted with glass, lockset and handle are provided at the flat roof:- - Flat C & D at 1/F of Tower 3 - Flat H & J at 1/F of Tower 5</p> <p>Doors to Roof: Aluminium framed glass doors fitted with lockset and handle are provided.</p> <p>Utility Platform: Aluminium framed glass doors fitted with lockset and handle are provided.</p>

3. 室內裝置

細項	描述
(a) 門	<p>工作房： 空心木門配以木皮飾面，配置木百葉、門鎖、門柄及門頂。</p> <p>儲物房： 空心木門配以木皮飾面，配置門鎖、門柄及門頂。</p> <p>衛生間： 鋁門，配置玻璃板、鋁百葉、門鎖及門柄。</p> <p>化妝間： 空心木門配以木皮飾面，配置木百葉、門鎖、門柄及門頂。</p> <p>通往私人花園門： 除了下列單位外，裝設氟碳塗層鋁框玻璃摺門，配置門鎖及門柄。 下列單位裝設氟碳塗層鋁框玻璃摺門及掩門，配置門鎖及門柄： - 第1座地下的D及E單位 - 第2座地下的E及F單位 - 第5座地下的D單位</p> <p>露台： 除了下列單位露台外，裝設氟碳塗層鋁框玻璃趟門，配置門鎖及門柄。 下列單位露台裝設氟碳塗層鋁框玻璃摺門，配置門鎖及門柄： - 第1座16樓A、B及C單位 - 第2座17樓A、B及C單位 - 第3座17樓A、B、C、D及E單位 - 第5座15樓A、B、C、D及E單位</p> <p>通往平台門： 除了下列單位平台外，裝設氟碳塗層鋁框玻璃摺門，配置門鎖及門柄。 下列單位平台裝設氟碳塗層鋁框玻璃趟門，配置門鎖及門柄： - 第1座1樓B單位 - 第H17-H18、H19-H20及H21座1樓的H17-A、H18-A、H19-A、H20-A及H21-A單位 下列單位平台裝設氟碳塗層鋁框玻璃掩門，配置門鎖及門柄： - 第3座1樓C及D單位 - 第5座1樓H及J單位</p> <p>通往天台門： 鋁框玻璃門，配置門鎖及門柄。</p> <p>工作平台： 鋁框玻璃門，配置門鎖及門柄。</p>

FITTINGS, FINISHES AND APPLIANCES

裝置、裝修物料及設備

Tower 1, 2, 3 & 5 and Block H17-H18, H19-H20 & H21 第1、2、3及5座及第H17-H18、H19-H20及H21座

3. Interior Fittings

Item	Description
(b) Bathroom	<p>Wooden mirror cabinets with mirror, stainless steel, plastic laminate and wood veneer.</p> <p>Wooden vanity counters with stainless steel, wood veneer and plastic laminate. Natural stone counter top.</p> <p>Vitreous china water closet, vitreous china wash basin with chrome plated basin mixer.</p> <p>For appliances brand name and model number, please refer to the “Appliances Schedule”.</p> <p>For water supply system, please refer to the field “Water Supply” below.</p> <p>Master Bathrooms: Except the following flats, enameled cast iron bathtub in size of 1500mm(L) x 700mm(W) x 418mm(H) with chrome plated mixer and shower set are fitted. For the following flats, enameled cast iron bathtub in size of 1800mm(L) x 800mm(W) x 450mm(H) with chrome plated mixer and shower set are fitted: - Master Bathroom at Flat A and B at 16/F of Tower 1 For the following flats, shower compartment fitted with chrome plated shower set and shower head: - Flat A&B at G/F-3/F, 5/F-12/F and 15/F-16/F and Flat C at 16/F of Tower 1 - Flat A, B&C at 17/F of Tower 2 - Flat A, B&C at 17/F of Tower 3 - Flat C, D&E at 15/F of Tower 5 Except the following flats, chrome plated toilet paper holder, chrome plated towel bar, robe hook are fitted. For the following flats, chrome plated toilet paper holder, heated towel rack, robe hook and pivot mirror are fitted: - Flat A, B & C at 16/F of Tower 1 - Flat B & C at 17/F of Tower 2 For the following flats, chrome toilet paper holder, chrome plated towel bar and pivot mirror are fitted: - Flat A at 17/F of Tower 2 - Flat A, B, C, D and E at 17/F of Tower 3 - Flat A, B, C, D and E at 15/F of Tower 5</p> <p>Bathrooms: Except the following flats, enameled cast iron bathtub in size of 1500mm(L) x 700mm(W) x 418mm(H) with chrome plated mixer and shower set are fitted. For the following flats, shower compartment fitted with chrome plated shower set and shower head: - Flat F & G at G/F-3/F, 5/F-12/F and 15/F-16/F of Tower 3 - Flat E at 1/F-3/F, 5/F-12/F and 15/F-16/F of Tower 3 - Flat E & F at G/F-3/F and 5/F-12/F of Tower 5 Chrome plated toilet paper holder and chrome plated towel bar.</p>

3. 室內裝置

細項	描述
(b) 浴室	<p>木製鏡櫃配以鏡、不銹鋼、膠板及木皮飾面。</p> <p>木製洗手盆配以不銹鋼、木皮飾面及膠板。天然石材檯面。</p> <p>陶瓷坐廁、陶瓷洗手盆配鍍鉻水龍頭。</p> <p>有關設備品牌名稱及型號，請閱「設備說明表」。</p> <p>有關供水系統，請閱「供水」一欄。</p> <p>主人浴室： 除了下列單位外，裝設1500毫米(長) x 700毫米(闊) x 418毫米(高)搪瓷鑄鐵浴缸、鍍鉻水龍頭及淋浴套裝。</p> <p>下列單位裝設1800毫米(長) x 800毫米(闊) x 450毫米(高) 搪瓷鑄鐵浴缸、鍍鉻水龍頭及淋浴套裝：</p> <p>- 第1座16樓的A及B單位的主人浴室</p> <p>下列單位淋浴間裝設鍍鉻淋浴套裝及花灑：</p> <p>- 第1座地下至3樓、5樓至12樓及15樓至16樓的A及B單位及16樓的C單位</p> <p>- 第2座17樓的A、B及C單位</p> <p>第3座17樓的A、B及C單位</p> <p>- 第5座15樓的C、D及E單位</p> <p>除了下列單位，裝設鍍鉻廁紙架、鍍鉻毛巾架及掛衣鉤。</p> <p>下列單位裝設鍍鉻廁紙架、電熱毛巾架、掛衣鉤及化妝鏡。</p> <p>- 第1座16樓的A、B及C單位</p> <p>- 第2座17樓的B及C單位</p> <p>下列單位裝設鍍鉻廁紙架、鍍鉻毛巾架及化妝鏡。</p> <p>- 第2座17樓的A單位</p> <p>- 第3座17樓的A、B、C、D及E單位</p> <p>- 第5座15樓的A、B、C、D及E單位</p> <p>浴室： 除了下列單位外，裝設1500毫米(長) x 700毫米(闊) x 418毫米(高)搪瓷鑄鐵浴缸、鍍鉻水龍頭及淋浴套裝。</p> <p>下列單位淋浴間裝設鍍鉻淋浴套裝及花灑：</p> <p>- 第3座地下至3樓、5樓至12樓及15樓至16樓的F及G單位</p> <p>- 第3座1樓至3樓、5樓至12樓及15樓至16樓的E單位</p> <p>- 第5座地下至3樓及5至12樓的E及F單位</p> <p>裝設鍍鉻廁紙架及鍍鉻毛巾架。</p>

FITTINGS, FINISHES AND APPLIANCES

裝置、裝修物料及設備

Tower 1, 2, 3 & 5 and Block H17-H18, H19-H20 & H21 第1、2、3及5座及第H17-H18、H19-H20及H21座

3. Interior Fittings

Item	Description																										
(c) Kitchen	<p>Stainless steel sink and chrome plated sink mixer.</p> <p>Kitchen is equipped with wooden cabinets fitted with high gloss lacquer door panels and plastic laminated door panels.</p> <p>The following flats are fitted with the following fire services installations and equipment: sprinkler heads fitted in open kitchen and smoke detectors near open kitchen, please refer to “Schedule of Mechanical & Electrical Provisions - Fire Services Installation of Open Kitchen” below for the location and number of provisions:</p> <table><tr><th>Tower</th><th>Floor</th><th>Flat</th></tr><tr><td rowspan="2">Tower 1</td><td>G/F</td><td>D and G</td></tr><tr><td>1/F-3/F, 5/F-12/F and 15/F</td><td>C, D and G</td></tr><tr><td rowspan="2">Tower 2</td><td>G/F</td><td>B and C</td></tr><tr><td>1/F-3/F, 5/F-12/F and 15/F-16/F</td><td>B, C, G and H</td></tr><tr><td rowspan="2">Tower 3</td><td>G/F</td><td>E, F, G, H, J and K</td></tr><tr><td>1/F-3/F, 5/F-12/F and 15/F-16/F</td><td>B, D, E, F, G, H, J, K and L</td></tr><tr><td rowspan="2">Tower 5</td><td>G/F</td><td>C, D, E, F and G</td></tr><tr><td>1/F-3/F and 5/F-12/F</td><td>B, C, D, E, F, G and K</td></tr><tr><td>Block H17-H18, H19-H20 and H21</td><td>1/F-3/F and 5/F</td><td>H17-A, H17-B, H18-A, H18-B, H19-A, H19-B, H20-A, H20-B 和 H21-B</td></tr></table> <p>For appliances brand name and model number, please refer to the “Appliances Schedule” below.</p> <p>For water supply system, please refer to the fields “Water Supply” below.</p>	Tower	Floor	Flat	Tower 1	G/F	D and G	1/F-3/F, 5/F-12/F and 15/F	C, D and G	Tower 2	G/F	B and C	1/F-3/F, 5/F-12/F and 15/F-16/F	B, C, G and H	Tower 3	G/F	E, F, G, H, J and K	1/F-3/F, 5/F-12/F and 15/F-16/F	B, D, E, F, G, H, J, K and L	Tower 5	G/F	C, D, E, F and G	1/F-3/F and 5/F-12/F	B, C, D, E, F, G and K	Block H17-H18, H19-H20 and H21	1/F-3/F and 5/F	H17-A, H17-B, H18-A, H18-B, H19-A, H19-B, H20-A, H20-B 和 H21-B
Tower	Floor	Flat																									
Tower 1	G/F	D and G																									
	1/F-3/F, 5/F-12/F and 15/F	C, D and G																									
Tower 2	G/F	B and C																									
	1/F-3/F, 5/F-12/F and 15/F-16/F	B, C, G and H																									
Tower 3	G/F	E, F, G, H, J and K																									
	1/F-3/F, 5/F-12/F and 15/F-16/F	B, D, E, F, G, H, J, K and L																									
Tower 5	G/F	C, D, E, F and G																									
	1/F-3/F and 5/F-12/F	B, C, D, E, F, G and K																									
Block H17-H18, H19-H20 and H21	1/F-3/F and 5/F	H17-A, H17-B, H18-A, H18-B, H19-A, H19-B, H20-A, H20-B 和 H21-B																									
(d) Bedroom	No fitting provided.																										
(e) Telephone	Please refer to “Schedule of Mechanical & Electrical Provisions” below for the location and number of connection points.																										
(f) Aerials	Please refer to “Schedule of Mechanical & Electrical Provisions” below for the location and number of connection points.																										

3. 室內裝置

細項	描述																										
(c) 廚房	<p>不銹鋼洗滌盆配鍍鉻水龍頭。</p> <p>廚房裝設木製廚櫃配以高亮光漆面門板及膠板面門板。</p> <p>下列單位配置以下消防裝置及設備：開放式廚房內的花灑頭及開放式廚房附近的煙霧偵測器，裝置的位置和數目請參閱下文「機電裝置數量說明表 - 開放式廚房的消防設備」：</p> <table><tr><th>座</th><th>樓層</th><th>單位</th></tr><tr><td rowspan="2">第1座</td><td>地下</td><td>D 和 G</td></tr><tr><td>1樓至3樓，5樓至12樓和15樓</td><td>C, D 和 G</td></tr><tr><td rowspan="2">第2座</td><td>地下</td><td>B 和 C</td></tr><tr><td>1樓至3樓，5樓至12樓和15樓至16樓</td><td>B, C, G 和 H</td></tr><tr><td rowspan="2">第3座</td><td>地下</td><td>E, F, G, H, J 和 K</td></tr><tr><td>1樓至3樓，5樓至12樓和15樓至16樓</td><td>B, D, E, F, G, H, J, K 和 L</td></tr><tr><td rowspan="2">第5座</td><td>地下</td><td>C, D, E, F 和 G</td></tr><tr><td>1樓至3樓和5樓至12樓</td><td>B, C, D, E, F, G 和 K</td></tr><tr><td>第H17-H18、H19-H20和H21座</td><td>1樓至3樓和5樓</td><td>H17-A, H17-B, H18-A, H18-B, H19-A, H19-B, H20-A, H20-B 和 H21-B</td></tr></table> <p>有關設備品牌名稱及型號，請參閱下文「設備說明表」。</p> <p>有關供水系統，請參閱「供水」一欄。</p>	座	樓層	單位	第1座	地下	D 和 G	1樓至3樓，5樓至12樓和15樓	C, D 和 G	第2座	地下	B 和 C	1樓至3樓，5樓至12樓和15樓至16樓	B, C, G 和 H	第3座	地下	E, F, G, H, J 和 K	1樓至3樓，5樓至12樓和15樓至16樓	B, D, E, F, G, H, J, K 和 L	第5座	地下	C, D, E, F 和 G	1樓至3樓和5樓至12樓	B, C, D, E, F, G 和 K	第H17-H18、H19-H20和H21座	1樓至3樓和5樓	H17-A, H17-B, H18-A, H18-B, H19-A, H19-B, H20-A, H20-B 和 H21-B
座	樓層	單位																									
第1座	地下	D 和 G																									
	1樓至3樓，5樓至12樓和15樓	C, D 和 G																									
第2座	地下	B 和 C																									
	1樓至3樓，5樓至12樓和15樓至16樓	B, C, G 和 H																									
第3座	地下	E, F, G, H, J 和 K																									
	1樓至3樓，5樓至12樓和15樓至16樓	B, D, E, F, G, H, J, K 和 L																									
第5座	地下	C, D, E, F 和 G																									
	1樓至3樓和5樓至12樓	B, C, D, E, F, G 和 K																									
第H17-H18、H19-H20和H21座	1樓至3樓和5樓	H17-A, H17-B, H18-A, H18-B, H19-A, H19-B, H20-A, H20-B 和 H21-B																									
(d) 睡房	沒有裝置提供。																										
(e) 電話	接駁點的位置及數目，請參閱下文「機電裝置數量說明表」。																										
(f) 天線	接駁點的位置及數目，請參閱下文「機電裝置數量說明表」。																										

FITTINGS, FINISHES AND APPLIANCES

裝置、裝修物料及設備

Tower 1, 2, 3 & 5 and Block H17-H18, H19-H20 & H21 第1、2、3及5座及第H17-H18、H19-H20及H21座

3. Interior Fittings

Item	Description		
(g) Electrical installations	Single phase electricity supply with miniature circuit breakers distribution board are provided for the following Flats:		
	Tower	Floor	Flat
	Tower 1	G/F	E
		1/F-3/F, 5/F-12/F and 15/F	E
	Tower 2	G/F	E, F
		1/F-3/F, 5/F-12/F and15/F-16/F	E, F
	Tower 5	1/F-3/F, 5/F-12/F	H, J
	Three phase electricity supply with miniature circuit breakers distribution board are provided for the following Flats:		
	Tower	Floor	Flat
	Tower 1	G/F	A, B, D, F, G and H
		1/F-3/F, 5/F-12/F and 15/F	A, B, C, D, F, G and H
		16/F	A, B and C
	Tower 2	G/F	A, B, C, D and H
		1/F-3/F, 5/F-12/F and15/F-16/F	A, B, C, D, G and H
		17/F	A, B and C
	Tower 3	G/F	E, F, G, H, J and K
		1/F-3/F, 5/F-12/F and 15/F-16/F	A, B, C, D, E, F, G, H, J, K and L
		17/F	A, B, C, D and E
	Tower 5	G/F	C, D, E, F and G
		1/F-3/F, 5/F-12/F	A, B, C, D, E, F, G and K
		15/F	A, B, C, D and E
	Block H17-H18	1/F-3/F and 5/F	H17-A, H17-B H18-A and H18-B
	Block H19-H20	1/F-3/F and 5/F	H19-A, H19-B, H20-A and H20-B
	Block H21	1/F-3/F and 5/F	H21-A and H21-B
	Conduits are partly concealed and partly exposed*. Please refer to “Schedule of Mechanical & Electrical Provisions” below for the location and number of power points and air-conditioner points.		
	*Note: Other than those parts of the conduits concealed within concrete, the rest of them are exposed. Some of the exposed conduits may be covered or hidden by false ceilings, bulkheads, cabinets, claddings, non-concrete walls, pipe ducts or other materials.		

3. 室內裝置

細項	描述		
(g) 電力裝置	下列單位提供單相電力配電箱並裝有微型斷路器:		
	座	樓層	單位
	第1座	地下	E
		1樓至3樓，5樓至12樓和15樓	E
	第2座	地下	E, F
		1樓至3樓，5樓至12樓和15樓至16樓	E, F
	第5座	1樓至3樓，5樓至12樓	H, J
	下列單位提供三相電力配電箱並裝有微型斷路器:		
	座	樓層	單位
	第1座	地下	A, B, D, F, G 和 H
		1樓至3樓，5樓至12樓和15樓	A, B, C, D, F, G 和 H
		16樓	A, B 和 C
	第2座	地下	A, B, C, D 和 H
		1樓至3樓，5樓至12樓和15樓至16樓	A, B, C, D, G 和 H
		17樓	A, B 和 C
	第3座	地下	E, F, G, H, J 和 K
		1樓至3樓，5樓至12樓和15樓至16樓	A, B, C, D, E, F, G, H, J, K 和 L
		17/F	A, B, C, D 和 E
	第5座	地下	C, D, E, F 和 G
		1樓至3樓，5樓至12樓	A, B, C, D, E, F, G 和 K
		15樓	A, B, C, D 和 E
	第H17-H18座	1樓至3樓和5樓	H17-A, H17-B, H18-A 和 H18-B
	第H19-H20座	1樓至3樓和5樓	H19-A, H19-B, H20-A 和 H20-B
	第H21座	1樓至3樓和5樓	H21-A 和 H21-B
	導管是部分隱藏及部分外露*。 電插座及空調機接駁點的位置及數目，請參閱下文「機電裝置數量說明表」。		
	*備註：除部分隱藏於混凝土內之導管外，其他部分的導管均為外露。外露的導管可能被假天花、假樑、櫃、飾面板、非混凝土牆、管道槽或其他物料遮蓋或掩藏。		

FITTINGS, FINISHES AND APPLIANCES

裝置、裝修物料及設備

Tower 1, 2, 3 & 5 and Block H17-H18, H19-H20 & H21 第1、2、3及5座及第H17-H18、H19-H20及H21座

3. Interior Fittings

Item	Description
(h) Gas supply	Towngas supply pipes are installed at kitchen and connected to gas hob and gas water heater (except for the flats with open kitchens and kitchens in Flat H21-A of Block H21).
(i) Washing machine connection point	Drain point and water point are provided for washing machine. For the location of connection points, please refer to the “Schedule of Mechanical & Electrical Provisions”.
(j) Water supply	Copper pipes are used for cold and hot water supply. uPVC pipes are used for flushing water supply system. Water pipes are partly concealed and partly exposed**. Hot water supply is available. **Note: Other than those parts of the pipes concealed within concrete trench, the rest of them are exposed. Some of the exposed pipes may be covered or hidden by false ceilings, bulkheads, cabinets, claddings, non-concrete walls, pipe ducts or other materials.

4. Miscellaneous

Item	Description
(a) Lifts	TOWERS LIFT: - 3 “Mitsubishi” passenger lifts (model no.: NexWay-S) Serving B/F, G/F, 1/F to 3/F, 5/F to 12/F and 15 to 16/F of Tower 1 - 1 “Mitsubishi” fireman's lift (model no.: NexWay-S) Serving B/F, G/F, 1/F to 3/F, 5/F to 12/F and 15 to 16/F of Tower 1 - 2 “Mitsubishi” passenger lifts (model no.: NexWay-S) Serving B/F, G/F, 1/F to 3/F, 5/F to 12/F and 15/F to 17/F of Tower 2 - 1 “Mitsubishi” fireman's lifts (model no.: NexWay-S) Serving B/F, G/F, 1/F to 3/F, 5/F to 12/F and 15 to 17/F of Tower 2 - 2 “Mitsubishi” passenger lifts (model no.: NexWay-S) Serving B/F, G/F, 1/F to 3/F, 5/F to 12/F and 15 to 17/F of Tower 3 - 1 “Mitsubishi” fireman's lift (model no.: NexWay-S) Serving B/F, G/F, 1/F to 3/F, 5/F to 12/F and 15 to 17/F of Tower 3 - 2 “Mitsubishi” passenger lifts (model no.: NexWay-S) Serving B/F, G/F, 1/F to 3/F, 5/F to 12/F and 15/F of Tower 5 - 1 “Mitsubishi” fireman's lift (model no.: NexWay-S) Serving B/F, G/F, 1/F to 3/F, 5/F to 12/F and 15/F of Tower 5 - 3 “Mitsubishi” passenger lift (model no.: Elenessa) Serving B/F, G/F, 1/F to 3/F, 5/F of individual tower, from Block H17-H18, H19-H20 and H21 SHUTTLE LIFT: - 1 “Mitsubishi ” passenger lift (model no.: Elenessa) Serving B/F, LG/F and UG/F (near House 16) - 1 “Mitsubishi” passenger lift (model no.: Elenessa) Serving B/F, LG/F, UG/F and R/F of Clubhouse

The Vendor undertakes that if lifts or appliances of the specified brand name or model number are not installed in the Development, lifts or appliances of comparable quality will be installed.

3. 室內裝置

細項	描述
(h) 氣體供應	廚房裝有煤氣喉，接駁至煤氣煮食爐及煤氣熱水爐（開放式廚房之單位和第H21座A單位除外）。
(i) 洗衣機接駁點	洗衣機配備來水及去水接駁點。 有關接駁點之位置，請參閱「機電裝置數量說明表」。
(j) 供水	熱水及冷水喉採用銅喉。沖廁水系統採用聚氯乙烯管。水管是部分隱藏及部分外露**。 有熱水供應。 **備註：除部分隱藏於混凝土坑內之水管外，其他部分的水管均為外露。外露的水管可能被假天花、假櫟、櫃、飾面板、非混凝土牆、管道槽或其他物料遮蓋或掩藏。

4. 雜項

細項	描述
(a) 升降機	住宅大樓升降機： - 3部“三菱”住客升降機（產品型號：NexWay-S） 穿梭第1座地庫、地下、1至3樓、5至12樓及15至16樓 - 1部“三菱”消防員升降機（產品型號：NexWay-S） 穿梭第1座地庫、地下、1至3樓、5至12樓及15至16樓 - 2部“三菱”住客升降機（產品型號：NexWay-S） 穿梭第2座地庫、地下、1至3樓、5至12樓及15至17樓 - 1部“三菱”消防員升降機（產品型號：NexWay-S） 穿梭第2座地庫、地下、1至3樓、5至12樓及15至17樓 - 2部“三菱”住客升降機（產品型號：NexWay-S） 穿梭第3座地庫、地下、1至3樓、5至12樓及15至17樓 - 1部“三菱”消防員升降機（產品型號：NexWay-S） 穿梭第3座地庫、地下、1至3樓、5至12樓及15至17樓 - 2部“三菱”住客升降機（產品型號：NexWay-S） 穿梭第5座地庫、地下、1至3樓、5至12樓及15樓 - 1部“三菱”消防員升降機（產品型號：NexWay-S） 穿梭第5座地庫、地下、1至3樓、5至12樓及15樓 - 3部“三菱”住客升降機（產品型號：Elenessa） 每一部分別穿梭第H17-H18、H19-H20及H21座地庫、地下、1至3樓及5樓 穿梭升降機： - 1部“三菱”住客升降機（產品型號：Elenessa） 穿梭地庫、地下低層及地下高層（在獨立屋16號附近） - 1部“三菱”住客升降機（產品型號：Elenessa） 穿梭會所的地庫、地下低層、地下高層及天台

賣方承諾如發展項目中沒有安裝指明的品牌名稱或產品型號的升降機或設備，便會安裝品質相若的升降機或設備。

FITTINGS, FINISHES AND APPLIANCES

裝置、裝修物料及設備

Tower 1, 2, 3 & 5 and Block H17-H18, H19-H20 & H21 第1、2、3及5座及第H17-H18、H19-H20及H21座

4. Miscellaneous

Item	Description
(b) Letter box	Stainless steel letter box.
(c) Refuse collection	Refuse storage and material recovery box are provided in the common area. Refuse will be collected by cleaner and handle at Refuse Storage Chamber at B/F for removal by refuse vehicle.
(d) Water meter, electricity meter and gas meter	Separate water meter for each residential flat at Tower 1, 2, 3 and 5 is provided at the common Water Meter Cabinet on respective residential floor. Separate water meter for each residential flat at Block H17-H18, H19-H20 and H21 is provided at the common Water Meter Cabinet on B/F. Separate electricity meter for each residential flat is provided at the common Electrical Meter Room / Electrical Meter Cabinet on respective residential floor. Separate town gas meter is installed at kitchen (except open kitchen and kitchens at Flat H21-A of Block H21) of each flat.

5. Security Facilities

Description
CCTV cameras are provided along boundary fence wall, entrance, inside G/F entrance lobby, inside B/F lobby, all lift car cages, carpark entrance and carpark, and connected to the caretaker's quarters. Visitor intercom panel is provided. Octopus card access control system is provided.

6. Appliances

Description
Please refer to “Appliances Schedule” below for brand name and model number of appliances.

The Vendor undertakes that if lifts or appliances of the specified brand name or model number are not installed in the Development, lifts or appliances of comparable quality will be installed.

4. 雜項

細項	描述
(b) 信箱	不銹鋼信箱。
(c) 垃圾收集	垃圾儲存及物料回收箱位於公用地方，由清潔工人收集垃圾並於地庫之垃圾房收集處理，由垃圾車運走。
(d) 水錶、電錶及氣體錶	第1, 2, 3及5座每戶之獨立水錶設於大廈住宅樓層之公共水錶櫃。 第H17-H18、H19-H20及H21座每戶之獨立水錶設於地庫之公共水錶櫃。 每戶之獨立電錶設於大廈住宅樓層之公共電錶房/電錶櫃。 每戶之廚房（開放式廚房之單位和第H21座H-21A單位除外）內均安裝獨立煤氣錶。

5. 保安設施

描述
閉路電視鏡頭裝設於沿邊界之圍牆、入口、地下入口大堂內、地庫大堂內、所有升降機內、停車場入口及停車場，並於保安員宿舍監控。提供訪客對講機系統。提供八達通出入保安系統。

6. 設備

描述
設備之品牌名稱及產品型號請參閱下文「設備說明表」。

賣方承諾如發展項目中沒有安裝指明的品牌名稱或產品型號的升降機或設備，便會安裝品質相若的升降機或設備。

FITTINGS, FINISHES AND APPLIANCES

裝置、裝修物料及設備

House 1-3, 5, 8-11, 15 & 16 獨立屋1至3號、5號、8至11號、15號及16號

1. Exterior Finishes

Item	Description
(a) External Wall	Natural stones, texture spray paint, aluminium louver and metal grille.
(b) Window	Aluminium window frame with fluorocarbon coating, fixed with tinted glass except obscured glass for bathrooms, master bathrooms and utility rooms. Fire rated glass is fitted for windows in Bathroom 2 of House 1 and staircase of House 2.
(c) Bay Window	Not Applicable
(d) Planter	Not Applicable
(e) Verandah or Balcony	Not Applicable
(f) Drying Facilities for Clothing	Not Applicable

2. Interior Finishes

Item	Description
(a) Lobby	Basement Lift Lobby: Walls are finished with emulsion paint on exposed surfaces. Floors are finished with cement sand screeding on exposed surfaces without skirting. Ceilings are finished with emulsion paint on exposed surfaces.
(b) Internal wall & ceiling	Living / Dining Rooms, Bedrooms and Master bedrooms: Walls are finished with emulsion paint on exposed surfaces. Ceilings are finished with emulsion paint on exposed surfaces.
(c) Internal floor	Living / Dining Rooms: Floors are finished with cement sand screeding on exposed surfaces without skirting. Bedrooms Floors are finished with cement sand screeding on exposed surfaces without skirting.
(d) Bathroom	Walls are finished with porcelain tiles and emulsion paint on exposed surfaces. Floors are finished with porcelain tiles on exposed surfaces. Ceilings are finished with emulsion paint on exposed surfaces.
(e) Kitchen	Walls are finished with porcelain tiles and emulsion paint on exposed surfaces. Floors are finished with porcelain tiles on exposed surfaces. Ceilings are finished with emulsion paint on exposed surfaces. There is no cooking bench.

1. 外部裝修物料

細項	描述
(a) 外牆	天然石材、紋理噴塗油漆、鋁百葉及金屬格柵。
(b) 窗	選用氟碳塗層鋁質窗框配有色玻璃，除浴室、主人浴室及工作房配不透明有色玻璃。 獨立屋1號的浴室2及獨立屋2號的樓梯配有防火玻璃。
(c) 窗台	不適用
(d) 花槽	不適用
(e) 陽台或露台	不適用
(f) 乾衣設施	不適用

2. 室內裝修物料

細項	描述
(a) 大堂	地庫升降機大堂： 牆身外露位置髹上乳膠漆。 地板外露位置水泥砂漿批盪，不設牆腳線。 天花外露位置髹上乳膠漆。
(b) 內牆及天花板	客/飯廳、睡房及主人睡房： 牆身外露位置髹上乳膠漆。 天花外露位置髹上乳膠漆。
(c) 內部地板	客/飯廳： 地板外露位置水泥砂漿批盪，不設牆腳線。 睡房： 地板外露位置水泥砂漿批盪，不設牆腳線。
(d) 浴室	牆身外露位置鋪砌高溫瓷質磚和髹上乳膠漆。 地板外露位置鋪砌高溫瓷質磚。 天花外露位置髹上乳膠漆。
(e) 廚房	牆身外露位置鋪砌高溫瓷質磚和髹上乳膠漆。 地板外露位置鋪砌高溫瓷質磚。 天花外露位置髹上乳膠漆。 沒有灶台。

FITTINGS, FINISHES AND APPLIANCES

裝置、裝修物料及設備

House 1-3, 5, 8-11, 15 & 16 獨立屋1至3號、5號、8至11號、15號及16號

3. Interior Fittings

Item	Description
(a) Door	<p>Private Garden: Metal gates with metal grille, fitted with lockset, handle and stopper.</p> <p>Main Entrance (Interior): Solid core timber door with wood veneer, fitted with lockset, handle, door closer, eye viewer and door stopper.</p> <p>Main Entrance (Exterior): Metal framed glass door, fitted with lockset and handle.</p> <p>Basement Lift Lobby (Interior): Solid core fire rated timber door with wood veneer, fitted with lockset, handle, door closer and door stopper.</p> <p>Basement Lift Lobby (Exterior): Solid core fire rated timber door with wood veneer and glass, fitted with lockset, handle, door closer, eye viewer and door stopper.</p> <p>Master Bedrooms, Bedrooms, Closet Rooms, Store Rooms: Hollow core timber door with wood veneer, fitted with lockset, handle and door stopper.</p> <p>Master Bathrooms, Bathrooms, Powder Rooms and Utility Rooms: Hollow core timber door with wood veneer, fitted with timber louver, lockset, handle and door stopper.</p> <p>Lavatories: Aluminium door fitted with glass panel, aluminium louver, lockset and handle.</p> <p>Doors to Private Garden: Except the following houses, are installed with glass folding doors, sliding doors and swing doors of fluorocarbon coated aluminium frame fitted with lockset and handle. For the following houses, are installed with glass folding doors and swing doors of fluorocarbon coated aluminium frame fitted with lockset and handle: - House 3, 5, 11, 15 and 16</p> <p>Doors to Flat Roof: Except the following rooms, are installed with glass folding doors of fluorocarbon coated aluminium frame, fitted with lockset and handle. For the following rooms, are installed with glass folding doors and swing doors of fluorocarbon coated aluminium frame fitted lockset and handle: - Master Bedroom at House 3, 5, 11, 15 and 16</p> <p>Doors to Roof: Aluminium framed glass doors fitted with lockset and handle.</p> <p>Hose Reel Plant Rooms and Potable & Flushing Water Pump Rooms: Solid core fire rated timber door with plastic laminated finishes, fitted with lockset, handle, door closer and door stopper.</p>

3. 室內裝置

細項	描述
(a) 門	<p>私人花園： 金屬閘配以金屬格柵，配置門鎖，門柄及門頂。</p> <p>主要入口(室內)： 實心木門配以木皮飾面，配置門鎖、門柄、氣鼓、防盜眼及門頂。</p> <p>主要入口(室外)： 金屬框玻璃門，配置門鎖及門柄。</p> <p>地庫升降機大堂(室內)： 實心防火木門配以木皮飾面，配置門鎖、門柄、氣鼓及門頂。</p> <p>地庫升降機大堂(室外)： 實心防火木門配以木皮及玻璃飾面，配置門鎖、門柄、氣鼓、防盜眼及門頂。</p> <p>主人睡房、睡房、衣帽間、儲物房： 空心木門配以木皮飾面，配置門鎖、門柄及門頂。</p> <p>主人浴室、浴室、化妝室及工作房： 空心木門配以木皮飾面，配置木百葉、門鎖、門柄及門頂。</p> <p>洗手間： 鋁門配置玻璃板、鋁百葉、門鎖及門柄。</p> <p>通往私人花園門： 除了下列獨立屋，裝設氟碳塗層鋁框玻璃摺門、趟門和掩門，配置門鎖及門柄。 下列獨立屋，裝設氟碳塗層鋁框玻璃摺門和掩門，配置門鎖及門柄： -獨立屋3, 5, 11, 15及16號</p> <p>通往平台門： 除了下列單位平台外，裝設氟碳塗層鋁框玻璃摺門，配置門鎖及門柄。 下列單位平台裝設氟碳塗層鋁框玻璃摺門和掩門，配置門鎖及門柄： - 獨立屋3, 5, 11, 15及16號的主人睡房</p> <p>通往天台門： 鋁框玻璃門，配置門鎖及門柄。</p> <p>消防喉轆機房和食水及沖廁水泵房： 實心防火木門配以膠板飾面，配置門鎖、門柄、氣鼓及門頂。</p>

FITTINGS, FINISHES AND APPLIANCES

裝置、裝修物料及設備

House 1-3, 5, 8-11, 15 & 16 獨立屋1至3號、5號、8至11號、15號及16號

3. Interior Fittings

Item	Description
(b) Bathroom	<p>Vitreous china water closet, vitreous china wash basin with chrome plated basin mixer.</p> <p>For appliances brand name and model number, please refer to the “Appliances Schedule” below.</p> <p>For water supply system, please refer to the field “Water Supply” below.</p> <p>Master Bathrooms: Enameled cast iron bathtub in size of 1500mm (L) x 700mm (W) x 418mm (D) with chrome plated mixer and shower set are fitted. Shower compartment fitted with chrome plated shower set and shower head</p> <p>Bathrooms: Equipped with chrome plated shower set. Enameled cast iron bathtub in size of 1500mm (L) x 700mm (W) x 418mm (D) with chrome plated mixer and shower set are fitted.</p>
(c) Kitchen	<p>Stainless steel sink and chrome plated sink mixer.</p> <p>For appliances brand name and model number, please refer to the “Appliances Schedule” below.</p> <p>For water supply system, please refer to the field “Water Supply” below.</p>
(d) Bedroom	No fittings provided.
(e) Telephone	Please refer to “Schedule of Mechanical & Electrical Provisions” below for the location and number of connection points.
(f) Aerials	Please refer to “Schedule of Mechanical & Electrical Provisions” below for the location and number of connection points.

3. 室內裝置

細項	描述
(b) 浴室	<p>陶瓷坐廁、陶瓷洗手盆配鍍鉻水龍頭。</p> <p>有關設備品牌名稱及型號，請閱下文「設備說明表」。</p> <p>有關供水系統，請閱「供水」一欄。</p> <p>主人浴室： 主人浴室裝設1500毫米(長) x 700毫米(闊) x 418毫米(深) 搪瓷鑄鐵浴缸、配鍍鉻水龍頭及淋浴套裝。 淋浴間裝設鍍鉻淋浴套裝及花灑。</p> <p>浴室： 鍍鉻淋浴套裝。 1500毫米(長) x 700毫米(闊) x 418毫米(深) 搪瓷鑄鐵浴缸、鍍鉻水龍頭及淋浴套裝。</p>
(c) 廚房	<p>不銹鋼洗滌盆配鍍鉻水龍頭。</p> <p>有關設備品牌名稱及型號，請參閱下文「設備說明表」。</p> <p>有關供水系統，請參閱「供水」一欄。</p>
(d) 睡房	沒有裝置提供。
(e) 電話	接駁點的位置及數目，請參閱下文「機電裝置數量說明表」。
(f) 天線	接駁點的位置及數目，請參閱下文「機電裝置數量說明表」。

FITTINGS, FINISHES AND APPLIANCES

裝置、裝修物料及設備

House 1-3, 5, 8-11, 15 & 16 獨立屋1至3號、5號、8至11號、15號及16號

3. Interior Fittings

Item	Description
(g) Electrical installations	<p>Three phases electricity supply with miniature circuit breakers distribution board are provided. Conduits are partly concealed and partly exposed*.</p> <p>Please refer to “Schedule of Mechanical & Electrical Provisions” below for the location and number of points.</p> <p>*Note: Other than those parts of the conduits concealed within concrete, the rest of them are exposed. Some of the exposed conduits may be covered or hidden by false ceilings, bulkheads, cabinets, claddings, non-concrete walls, pipe ducts or other materials.</p>
(h) Gas supply	<p>Towngas supply pipes are installed at kitchen and connected to gas water heater.</p>
(i) Washing machine connection point	<p>Drain point and water point are provided for washing machine.</p> <p>For the location of connection points, please refer to the “Schedule of Mechanical & Electrical Provisions” below.</p>
(j) Water supply	<p>Copper pipes are used for cold and hot water supply. uPVC pipes are used for flushing water supply system. Water pipes are partly concealed and partly exposed**.</p> <p>Hot water supply is available.</p> <p>**Note: Other than those parts of the pipes concealed within concrete trench, the rest of them are exposed. Some of the exposed pipes may be covered or hidden by false ceilings, bulkheads, cabinets, claddings, non-concrete walls, pipe ducts or other materials.</p>

3. 室內裝置

細項	描述
(g) 電力裝置	<p>提供三相電力配電箱並裝有微型斷路器。導管是部分隱藏及部分外露*。</p> <p>接駁點的位置及數目，請參閱下文「機電裝置數量說明表」。</p> <p>*備註：除部分隱藏於混凝土內之導管外，其他部分的導管均為外露。外露的導管可能被假天花、假樑、櫃、飾面板、非混凝土牆、管道槽或其他物料遮蓋或掩藏。</p>
(h) 氣體供應	<p>廚房裝有煤氣喉，接駁至煤氣熱水爐。</p>
(i) 洗衣機接駁點	<p>洗衣機配備來水及去水接駁點。</p> <p>有關接駁點之位置，請參閱下文「機電裝置數量說明表」。</p>
(j) 供水	<p>熱水及冷水喉採用銅喉。沖廁供水系統採用聚氯乙烯管。水管是部分隱藏及部分外露**。</p> <p>有熱水供應。</p> <p>**備註：除部分隱藏於混凝土坑內之水管外，其他部分的水管均為外露。外露的水管可能被假天花、假樑、櫃、飾面板、非混凝土牆、管道槽或其他物料遮蓋或掩藏。</p>

FITTINGS, FINISHES AND APPLIANCES

裝置、裝修物料及設備

House 1-3, 5, 8-11, 15 & 16 獨立屋1至3號、5號、8至11號、15號及16號

4. Miscellaneous

Item	Description
(a) Lifts	LIFT: - 1 “Mitsubishi” passenger lift (model no.: Elenessa) serving B/F, G/F, 1/F to 2/F of House 1, 2, 3, 5, 8, 9, 10 - 1 “Mitsubishi” passenger lift (model no.: Elenessa) serving B/F, G/F to 1/F of House 11, 15, 16
(b) Letter box	Stainless steel letter box is provided.
(c) Refuse collection	Refuse storage and material recovery box are provided in the common area. Refuse will be collected by cleaner and handle at Refuse Storage Chamber at B/F for removal by refuse vehicle.
(d) Water meter, electricity meter and gas meter	Separate water meter for each House is provided at the common Water Meter Cabinet on B/F. Separate electricity meter for each House is provided at the common Electrical Meter Room on B/F. Separate town gas meter is installed at kitchen of each House.

5. Security Facilities

Description
CCTV cameras are provided at all lift car cages and connected to the correspondence Utility Room / Utility Room 2. Visitor intercom panel is provided. Octopus card access control system is provided. Glass break sensors are provided.

6. Appliances

Description
Please refer to “Appliances Schedule” below for brand name and model number of appliances.

The Vendor undertakes that if lifts or appliances of the specified brand name or model number are not installed in the Development, lifts or appliances of comparable quality will be installed.

4. 雜項

細項	描述
(a) 升降機	升降機： - 1部“三菱”住客升降機（產品型號：Elenessa）穿梭獨立屋1, 2, 3, 5, 8, 9, 10號的地庫、地下、1樓至2樓 - 1部“三菱”住客升降機（產品型號：Elenessa）穿梭獨立屋11, 15, 16號的地庫、地下至1樓
(b) 信箱	設有不銹鋼信箱。
(c) 垃圾收集	垃圾儲存及物料回收箱位於公用地方，由清潔工人收集垃圾並於地庫之垃圾房收集處理，由垃圾車運走。
(d) 水錶、電錶及氣體錶	每間獨立屋之獨立水錶設於地庫之公共水錶櫃。 每間獨立屋之獨立電錶設於地庫之公共電錶房。 每間獨立屋之廚房內均安裝獨立煤氣錶。

5. 保安設施

描述
閉路電視鏡頭裝設於所有升降機內，接駁至相應的工作房/工作房2。提供訪客對講機系統。提供八達通出入保安系統。提供破玻璃警報器。

6. 設備

描述
設備之品牌名稱及產品型號請參閱下文「設備說明表」。

賣方承諾如發展項目中沒有安裝指明的品牌名稱或產品型號的升降機或設備，便會安裝品質相若的升降機或設備。

FITTINGS, FINISHES AND APPLIANCES

裝置、裝修物料及設備

House 6 獨立屋6號

1. Exterior Finishes

Item	Description
(a) External Wall	Natural stones, texture spray paint, aluminium louver and metal grille.
(b) Window	Aluminium window frame with fluorocarbon coating, fixed with tinted glass except obscured glass for bathrooms, master bathroom and utility rooms.
(c) Bay Window	Not Applicable
(d) Planter	Not Applicable
(e) Verandah or Balcony	Not Applicable
(f) Drying Facilities for Clothing	Not Applicable

2. Interior Finishes

Item	Description
(a) Lobby	Basement Lift Lobby: Walls are finished with fabric with metal trims on exposed surfaces up to false ceiling. Floor is finished with natural stone with metal skirting on exposed surfaces. Ceilings are fitted with gypsum board with emulsion paint on exposed surfaces.
(b) Internal wall & ceiling	Living / Dining Room: Walls are finished with wallpaper, fabric and metal trims on exposed surfaces up to false ceiling. Ceiling is fitted with gypsum board with emulsion paint with metal trims on exposed surfaces. Bedroom 1, 2, 3 and 4: Walls are finished with wallpaper, fabric and metal trims on exposed surfaces up to false ceiling. Ceiling is fitted with gypsum board with emulsion paint with metal trims on exposed surfaces. Master Bedroom: Walls are finished with wallpaper, fabric, mirror and metal trims on exposed surfaces up to false ceiling. Ceiling is fitted with gypsum board with emulsion paint with metal trims on exposed surfaces.

1. 外部裝修物料

細項	描述
(a) 外牆	天然石材、紋理噴塗油漆、鋁百葉及金屬格柵。
(b) 窗	選用氟碳塗層鋁質窗框配有色玻璃，除浴室及主人浴室及工作房配不透明有色玻璃。
(c) 窗台	不適用
(d) 花槽	不適用
(e) 陽台或露台	不適用
(f) 乾衣設施	不適用

2. 室內裝修物料

細項	描述
(a) 大堂	地庫升降機大堂： 牆身外露位置鋪設布藝飾面及金屬條至假天花高度。 地台外露位置鋪設天然石材及金屬地腳線。 天花外露位置鋪設髹上乳膠漆的石膏板假天花。
(b) 內牆及天花板	客/飯廳： 牆身外露位置鋪設牆紙，布藝飾面及金屬條至假天花高度。 天花外露位置鋪設髹上乳膠漆的石膏板假天花及金屬條。 睡房1, 2, 3及4： 牆身外露位置鋪設牆紙，布藝飾面及金屬條至假天花高度。 天花外露位置鋪設髹上乳膠漆的石膏板假天花及金屬條。 主人睡房： 牆身外露位置鋪設牆紙，布藝飾面，鏡及金屬條至假天花高度。 天花外露位置鋪設髹上乳膠漆的石膏板假天花及金屬條。

FITTINGS, FINISHES AND APPLIANCES

裝置、裝修物料及設備

House 6 獨立屋6號

2. Interior Finishes

Item	Description
(c) Internal floor	<p>Living / Dining Room: Floor is finished with natural stone with metal skirting on exposed surfaces.</p> <p>Bedroom 1, 2 and 3: Floors are finished with engineered timber flooring with metal skirting and natural stone on exposed surfaces.</p> <p>Bedroom 4: Floors are finished with engineered timber flooring with metal skirting on exposed surfaces.</p> <p>Master Bedroom: Floor is finished with engineered timber flooring with metal skirting and natural stone on exposed surfaces.</p>
(d) Bathroom	<p>Bathroom 1: Walls are finished with porcelain tiles and metal on exposed surfaces up to false ceiling. Floor is finished with natural stone on exposed surfaces. Ceiling is fitted with gypsum board with emulsion paint and metal trims on exposed surfaces.</p> <p>Bathroom 2: Walls are finished with porcelain tiles on exposed surfaces up to false ceiling. Floor is finished with natural stone on exposed surfaces. Ceiling is fitted with gypsum board with emulsion paint and metal trims on exposed surfaces.</p> <p>Bathroom 3/4: Walls are finished with porcelain tiles on exposed surfaces up to false ceiling. Floor is finished with natural stone on exposed surfaces. Ceiling is fitted with gypsum board with emulsion paint and metal trims on exposed surfaces.</p> <p>Master Bathroom: Walls are finished with porcelain tiles, glass panel and metal on exposed surfaces up to false ceiling. Floor is finished with natural stone and metal trims on exposed surfaces. Ceiling is fitted with gypsum board with emulsion paint, solid surfacing and metal trims on exposed surfaces.</p> <p>Powder Room: Walls are finished with natural stone and metal on exposed surfaces up to false ceiling. Floor is finished with natural stone on exposed surfaces. Ceiling is fitted with gypsum board with special paint finish on exposed surfaces.</p>

2. 室內裝修物料

細項	描述
(c) 內部地板	<p>客/飯廳： 地台外露位置鋪設天然石材及金屬地腳線。</p> <p>睡房1, 2及3： 地台外露位置鋪設複合木地板，金屬地腳線及天然石材。</p> <p>睡房4： 地台外露位置鋪設複合木地板及金屬地腳線。</p> <p>主人睡房： 地台外露位置鋪設複合木地板，金屬地腳線及天然石材。</p>
(d) 浴室	<p>浴室1： 牆身外露位置鋪設高溫瓷質磚及金屬飾面至假天花高度。 地台外露位置鋪設天然石材。 天花外露位置鋪設髹上乳膠漆的石膏板假天花及金屬條。</p> <p>浴室2： 牆身外露位置鋪設高溫瓷質磚至假天花高度。 地台外露位置鋪設天然石材。 天花外露位置鋪設髹上乳膠漆的石膏板假天花及金屬條。</p> <p>浴室3/4： 牆身外露位置鋪設高溫瓷質磚至假天花高度。 地台外露位置鋪設天然石材。 天花外露位置鋪設髹上乳膠漆的石膏板假天花及金屬條。</p> <p>主人浴室： 牆身外露位置鋪設高溫瓷質磚，玻璃板及金屬至假天花高度。 地台外露位置鋪設天然石材及金屬條。 天花外露位置鋪設髹上乳膠漆的石膏板假天花，實體面材及金屬條。</p> <p>化妝室： 牆身外露位置鋪設天然石材及金屬飾面至假天花高度。 地台外露位置鋪設天然石材。 天花外露位置鋪設髹上特色油漆的石膏板假天花。</p>

FITTINGS, FINISHES AND APPLIANCES

裝置、裝修物料及設備

House 6 獨立屋6號

3. Interior Fittings

Item	Description
(e) Kitchen	Walls are finished with porcelain tiles and mirror on exposed surfaces up to false ceiling. Floor is finished with natural stone with metal skirting on exposed surfaces. Ceiling is fitted with gypsum board with emulsion paint on exposed surfaces. Cooking bench is finished with solid surfacing materials.
(a) Door	<p>Private Garden: Metal gates with metal grille, fitted with lockset, handle and stopper.</p> <p>Main Entrance (Interior): Solid core timber door with wood veneer, fitted with lockset, handle, conceal door closer, door hinges, flush bolt and door viewer.</p> <p>Main Entrance (Exterior): Metal framed glass door, fitted with lockset and handle.</p> <p>Basement Lift Lobby (Interior): Solid core fire rated timber door with wood veneer, fitted with lockset, handle, conceal door closer, door stopper and door hinges.</p> <p>Basement Lift Lobby (Exterior): Solid core fire rated timber door with wood veneer and glass, fitted with lockset, handle, door closer, eye viewer and door stopper.</p> <p>Kitchen (Exterior): Metal framed glass door, fitted with lockset and handle.</p> <p>Kitchen (Interior): Solid sliding timber door with wood veneer and metal trims, fitted with automatic sliding door operator.</p> <p>Utility Room 1: Solid core timber door with wood veneer and timber louvre, fitted with lockset, handle, door stopper, conceal door closer and door hinges.</p> <p>Utility Room 2: Solid core timber sliding door with wood veneer, fitted with lockset, recessed handle and sliding door track.</p> <p>Lav. (Next to Utility Room 2): Painted metal louvre folding door with obscure glass, fitted with lockset.</p> <p>Powder Room & Cloakroom: Solid core timber sliding door with wood veneer and timber louvre, fitted with lockset, recessed handle and sliding door track.</p> <p>Bedroom 1, 2, 3 and 4: Solid core timber door with wood veneer, fitted with lockset, handle, conceal door closer, door stopper (except bedroom 3) and door hinges.</p> <p>Bathroom 1, 2, 3/4: Solid core timber door with wood veneer and timber louvre, fitted with lockset, handle, door stopper, conceal door closer and door hinges.</p>

3. 室內裝置

細項	描述
(e) 廚房	牆身外露位置鋪設瓷磚及玻璃飾面板至假天花高度。 地台外露位置鋪設天然石材及金屬地腳線。 天花外露位置鋪設石膏板乳膠漆假天花。 廚房檯面鋪設實體面材。
(a) 門	<p>私人花園： 金屬閘配以金屬格柵，配置門鎖、門柄及門頂。</p> <p>主要入口(室內)： 實心木門配以木皮飾面，配置門鎖、門柄、暗氣鼓、門鉸、門插銷及防盜眼。</p> <p>主要入口(室外)： 金屬框玻璃門，配置門鎖及門柄。</p> <p>地庫升降機大堂(室內)： 實心防火木門配以木皮飾面，裝妥配置門鎖、門柄、暗氣鼓、門頂及門鉸。</p> <p>地庫升降機大堂(室外)： 實心防火木門配以木皮及玻璃飾面，配置門鎖、門柄、氣鼓、防盜眼及門頂。</p> <p>廚房 (室外)： 金屬框玻璃門，配置門鎖及門柄。</p> <p>廚房 (室內)： 實心木趟門配以木皮飾面及金屬線，配置電動開關系統。</p> <p>工作房 1： 實心木門配以木皮飾面及木百葉，配置門鎖、門柄、門頂、暗氣鼓及門鉸。</p> <p>工作房 2： 實心木門配以木皮飾面，配置門鎖、嵌入式門柄及趟門軌道。</p> <p>洗手間(工作房2側)： 油漆金屬百葉配磨砂玻璃摺門配置門鎖。</p> <p>化妝室及存衣處： 實心木趟門配以木皮飾面及木百葉，配置門鎖、嵌入式門柄及趟門軌道。</p> <p>睡房1, 2, 3及4： 實心木門配以木皮飾面，配置門鎖、門柄、暗氣鼓、門頂(除睡房3)及門鉸。</p> <p>浴室1, 2, 3/4： 實心木門配以木皮飾面及木百葉，配置門鎖、門柄、門頂、暗氣鼓及門鉸。</p>

FITTINGS, FINISHES AND APPLIANCES

裝置、裝修物料及設備

House 6 獨立屋6號

3. Interior Fittings

Item	Description
(a) Door	<p>Master Bedroom (Next to 2/F Staircase): Solid core timber door with wood veneer, fitted with lockset, handle, flush bolt, door stopper, conceal door closer and door hinges.</p> <p>Master Bedroom (Next to Lift & Bed): Solid core timber sliding door with fabric finishes, fitted with automatic sliding door operator.</p> <p>Master Bedroom (Next to Display Cabinet): Solid core timber sliding door with mirror finishes, fitted with automatic sliding door operator.</p> <p>Master Bedroom (Next to Master Bathroom): Solid core timber sliding door with mirror finishes, fitted with automatic sliding door operator.</p> <p>Master Bedroom (Next to Walk-in Closet): Solid core timber sliding door with mirror finishes on one side and fabric finishes on the other side, fitted with automatic sliding door operator.</p> <p>Master Bathroom: Solid core timber sliding door with wood veneer and timber louvre, fitted with automatic sliding door operator.</p> <p>Doors to Flat Roof : Except the following room, are installed with glass folding doors of fluorocarbon coated aluminium frame, fitted with lockset and handle. For the following room, is installed with glass folding doors and swing doors of fluorocarbon coated aluminium frame fitted lockset and handle: Master Bedroom</p> <p>Door to Roof : Aluminium framed glass door fitted with lockset and handle.</p> <p>Hose Reel Plant Room and Potable & Flushing Water Pump Room: Solid core fire rated timber door with plastic laminated finishes, fitted with lockset, handle, door closer and door stopper.</p>

3. 室內裝置

細項	描述
(a) 門	<p>主人睡房 (2/F樓梯側) : 實心木門配以木皮飾面，配置門鎖、門柄、門插銷、門頂、暗氣鼓及門鉸。</p> <p>主人睡房 (升降機側及睡床側) : 實心木趟門配以布藝飾面，配置電動開關系統。</p> <p>主人睡房 (飾品櫃側) : 實心木趟門配以鏡飾面，配置電動開關系統。</p> <p>主人睡房 (主人浴室側) : 實心木趟門配以鏡飾面，配置電動開關系統。</p> <p>主人睡房 (衣帽間側) : 實心木趟門一邊配以鏡飾面及一邊配以布藝飾面，配置電動開關系統。</p> <p>主人浴室 : 實心木趟門配以木皮飾面及木百葉，配置電動開關系統。</p> <p>通往平台門 : 除了下列房間平台外，裝設氟碳塗層鋁框玻璃摺門，配置門鎖及門柄。 下列房間平台裝設氟碳塗層鋁框玻璃摺門和掩門，配置門鎖及門柄： 主人睡房</p> <p>通往天台門 : 鋁框玻璃門，配置門鎖及門柄。</p> <p>消防喉轆機房和食水及沖廁水泵房 : 實心防火木門配以膠板飾面，配置門鎖、門柄、氣鼓及門頂。</p>

FITTINGS, FINISHES AND APPLIANCES

裝置、裝修物料及設備

House 6 獨立屋6號

3. Interior Fittings

Item	Description
(b) Bathroom	<p>For appliances brand name and model number, please refer to the “Appliances Schedule” below.</p> <p>For water supply system, please refer to the field “Water Supply” below.</p> <p>Powder Room (Next to Cloakroom): Equipped with vitreous china water closet, natural stone washbasin and brushed gold colour basin mixer. Metal black toilet paper holder. Metal framed mirror.</p> <p>Lav. (Next to Utility Room 2): Equipped with vitreous water closet, vitreous china washbasin, chrome plated basin mixer and shower set. Chrome plated toilet paper holder.</p> <p>Bathroom 1: Equipped with vitreous china water closet, vitreous china washbasin and FINOX finished basin mixer. Enameled steel bathtub in size of 1600mm (L) x 700mm (W) x 450mm (D), FINOX finished shower set and bathtub mixer. FINOX finished toilet paper holder, towel rail and clothes hook. Countertop fitted with natural stone and wooden vanity unit with lacquer finish and metal.</p> <p>Bathroom 2: Equipped with vitreous china water closet, vitreous china washbasin and dark platinum matt basin mixer. Enameled steel bathtub in size of 1600mm (L) x 700mm (W) x 450 (D), dark platinum matt shower set and bathtub mixer. Dark platinum matt toilet paper holder, towel rail and clothes hook. Countertop fitted with natural stone and wooden vanity unit with lacquer finish and metal.</p> <p>Bathroom 3/4: Equipped with vitreous china water closet, vitreous china wash basin and copper colour basin mixer. Enameled steel bathtub in size of 1600mm (L) x 700mm (W) x 450mm (D), copper colour shower set and bathtub mixer. Copper colour toilet paper holder, towel rail and clothes hook. Countertop fitted with natural stone and wooden vanity unit with veneer and metal.</p> <p>Master Bathroom: Equipped with vitreous china water closet, gold colour polymer washbasin and PVD brushed brass basin mixer. Free-standing bathtub in size of 1702mm (L) x 793mm(W) x 528mm(D), free-standing PVD brushed brass bathtub mixer and shower set. Shower cubicle with PVD brushed brass shower set. Steam generator. PVD brushed brass toilet paper holder, towel rail, heated towel rail and clothes hook. Countertop fitted with natural stone and wooden vanity unit with veneer and metal.</p>

3. 室內裝置

細項	描述
(b) 浴室	<p>有關設備品牌名稱及型號，請閱下文「設備說明表」。</p> <p>有關供水系統，請閱「供水」一欄。</p> <p>化妝室(存衣處側)： 裝設陶瓷坐廁、天然石材洗手盆及金色拉絲洗手盆龍頭。 黑色金屬廁紙架。 金屬框鏡架。</p> <p>洗手間(工作房2側)： 裝設陶瓷坐廁、陶瓷洗手盆、電鍍水龍頭及淋浴套裝。 電鍍廁紙架。</p> <p>浴室1： 裝設陶瓷坐廁，陶瓷洗手盆及FINOX飾面洗手盆龍頭。 搪瓷鋼浴缸1600毫米(長) x 700毫米(闊) x 450毫米(深)，FINOX飾面淋浴套裝及浴缸水龍頭。 FINOX飾面廁紙架，毛巾架及掛鉤。 安裝天然石材檯面及木製洗臉盆櫃配以高光漆面板及金屬配飾。</p> <p>浴室2： 裝設陶瓷坐廁，陶瓷洗手盆及深鉑黑色啞光洗手盆龍頭。 搪瓷鋼浴缸1600毫米(長) x 700毫米(闊) x 450毫米(深)，深鉑黑色啞光淋浴套裝及浴缸水龍頭。 深鉑黑色啞光廁紙架，毛巾架及掛鉤。 安裝天然石材檯面及木製洗臉盆櫃配以高光漆面板及金屬配飾。</p> <p>浴室3/4： 裝設陶瓷坐廁，陶瓷洗手盆及銅色啞光洗手盆龍頭。 搪瓷鋼浴缸1600毫米(長) x 700毫米(闊) x 450毫米(深)，銅色啞光淋浴套裝及銅色啞光浴缸水龍頭。 銅色啞光廁紙架，毛巾架及掛鉤。 安裝天然石材檯面及木製洗臉盆櫃配以木皮飾面及金屬配飾。</p> <p>主人浴室： 裝設陶瓷坐廁，金色複合質料洗手盆及PVD拉絲黃銅色洗手盆龍頭。 座地式浴缸1702毫米(長) x 793毫米(闊) x 528毫米(深)，配座地式PVD拉絲黃銅色水龍頭及淋浴套裝。 淋浴間配置PVD拉絲黃銅色淋浴套裝。 蒸氣設備。 PVD拉絲黃銅色廁紙架、毛巾架、電熱毛巾架及掛鉤。 安裝天然石材檯面及木製洗臉盆櫃配以木皮飾面及金屬配飾。</p>

FITTINGS, FINISHES AND APPLIANCES

裝置、裝修物料及設備

House 6 獨立屋6號

3. Interior Fittings

Item	Description
(c) Kitchen	<p>Stainless steel sink and chrome plated sink mixer.</p> <p>Wooden kitchen cabinet fitted with lacquer cabinet door, wood veneered cabinet door, and metal frame glass cabinet door.</p> <p>For appliances brand name and model number, please refer to the “Appliances Schedule” below.</p> <p>For water supply system, please refer to the field “Water Supply” below.</p>
(d) Bedroom	<p>Bedroom 1: Electrically operated curtain and sheer. Fabric upholstered bed base with wooden legs. Special paint finished bedside table. Lacquer finished dressing table with dressing stool in fabric upholstery finish. Wallpaper finished wardrobe fitted with metal trims and handles. Metal framed mirror. Metal display shelves fitted with fabric finish.</p> <p>Bedroom 2: Electrically operated curtain and sheer. Fabric upholstered bed base with wooden legs with fabric finished headboard. Veneer base with marble top bedside table. Fabric finished wardrobe fitted with metal trims and handles.</p> <p>Bedroom 3: Electrical operated curtain and sheer. Fabric upholstered sofa with wooden legs. Coffee table fitted with marble top and stainless steel. Side table fitted with marble top and stainless steel. Side table fitted with stainless steel top and marble base. Fabric upholstered accent chair with wooden legs. Display cabinet fitted with stainless steel and fabric upholstery shelves. Display cabinet fitted with stainless steel, mirror and fabric upholstery shelves.</p> <p>Bedroom 4: Electrically operated wooden blind. Fabric upholstered bed base with wooden legs. Timber bedside table with special paint. Glass finished wardrobe fitted with metal trims and handles.</p>

3. 室內裝置

細項	描述
(c) 廚房	<p>金屬洗滌盆配鍍鉻水龍頭。</p> <p>木製廚櫃配以高亮光漆面門板，木皮門板及金屬框玻璃門。</p> <p>有關設備品牌名稱及型號，請參閱下文「設備說明表」。</p> <p>有關供水系統，請參閱「供水」一欄。</p>
(d) 睡房	<p>睡房1： 電動窗簾及窗紗。 布藝飾面床架配置木腳架。 特色油漆床頭櫃。 漆面梳妝桌及布藝梳妝椅。 牆紙飾面衣櫃配置金屬條及金屬手抽。 鏡配金屬框。 金屬展示架配置布藝飾面。</p> <p>睡房2： 電動窗簾及窗紗。 布藝飾面床架配置木腳架及布藝床頭板。 木支架配置大理石檯面床頭櫃。 布藝衣櫃配置金屬條及金屬手抽。</p> <p>睡房3： 電動窗簾及窗紗。 布藝飾面沙發配置木腳架。 金屬支架茶几配置大理石檯面。 金屬支架小茶几配置大理石檯面。 金屬支架小茶几配置金屬檯面及大理石底座。 布藝飾面單椅配置木腳架。 展示櫃配置金屬及布藝飾面層板。 展示櫃配置金屬，鏡及布藝飾面層板。</p> <p>睡房4： 電動木百葉。 布藝飾面床架配置木腳架。 木製床頭櫃配置特色油漆。 玻璃飾面衣櫃配置金屬條及金屬手抽。</p>

FITTINGS, FINISHES AND APPLIANCES

裝置、裝修物料及設備

House 6 獨立屋6號

3. Interior Fittings

Item	Description
(d) Bedroom	Master Bedroom: Electrically operated curtain and sheer. Electrically operated roman blinds. Fabric upholstered bed base with wooden legs. Veneer base with marble top bedside table, fitted with metal trims and handles. Fabric upholstered bench with metal legs. Fabric upholstered sofa with wooden legs. Fabric upholstered armchair with wooden legs. Marble top with metal legs coffee table. Timber TV cabinet fitted with wood veneer, metal and mirror with metal legs. Timber wardrobe fitted with glass, metal trims and handles. Display cabinet fitted with metal trims, tile and glass shelves. Display cabinet fitted with metal trims and glass shelves. Special paint finished dressing table with metal legs. Fabric upholstered with metal legs dressing table chair.
(e) Telephone	Please refer to “Schedule of Mechanical & Electrical Provisions” below for the location and number of connection points.
(f) Aerials	Please refer to “Schedule of Mechanical & Electrical Provisions” below for the location and number of connection points.
(g) Electrical installations	Three phases electricity supply with miniature circuit breakers distribution board are provided. Conduits are partly concealed and partly exposed*. Please refer to “Schedule of Mechanical & Electrical Provisions” below for the location and number of points. *Note: Other than those parts of the conduits concealed within concrete, the rest of them are exposed. Some of the exposed conduits may be covered or hidden by false ceilings, bulkheads, cabinets, claddings, non-concrete walls, pipe ducts or other materials.
(h) Gas supply	Towngas supply pipes are installed at kitchen and connected to gas water heater.
(i) Washing machine connection point	Drain point and water point are provided for washing machine. For the location of connection points, please refer to the “Schedule of Mechanical & Electrical Provisions” below.
(j) Water supply	Copper pipes are used for cold and hot water supply. uPVC pipes are used for flushing water supply system. Water pipes are partly concealed and partly exposed**. Hot water supply is available. **Note: Other than those parts of the pipes concealed within concrete trench, the rest of them are exposed. Some of the exposed pipes may be covered or hidden by false ceilings, bulkheads, cabinets, claddings, non-concrete walls, pipe ducts or other materials.

3. 室內裝置

細項	描述
(d) 睡房	主人睡房： 電動窗簾及窗紗。 電動百葉窗簾。 布藝飾面床架配置木腳架。 木支架床頭櫃配置大理石檯面配置金屬條及金屬手抽。 布藝飾面長椅配置金屬腳架。 布藝飾面沙發配置木腳架。 布藝飾面扶手椅配置木腳架。 大理石檯面配置金屬腳架茶几。 木製電視櫃配置木飾面、金屬、鏡及金屬腳架。 玻璃面板衣櫃配置金屬條及金屬手抽。 展示架配置金屬條、瓷磚及玻璃層架。 展示架配置金屬條及玻璃層架。 特色油漆飾面配置金屬床腳架梳妝桌。 布藝飾面配置金屬床腳架梳妝椅。
(e) 電話	接駁點的位置及數目，請參閱下文「機電裝置數量說明表」。
(f) 天線	接駁點的位置及數目，請參閱下文「機電裝置數量說明表」。
(g) 電力裝置	提供三相電力配電箱並裝有微型斷路器。導管是部分隱藏及部分外露*。 接駁點的位置及數目，請參閱下文「機電裝置數量說明表」。 *備註：除部分隱藏於混凝土內之導管外，其他部分的導管均為外露。外露的導管可能被假天花、假樑、櫃、飾面板、非混凝土牆、管道槽或其他物料遮蓋或掩藏。
(h) 氣體供應	廚房裝有煤氣喉，接駁至煤氣熱水爐。
(i) 洗衣機接駁點	洗衣機配備來水及去水接駁點。 關接駁點之位置，請參閱下文「機電裝置數量說明表」。
(j) 供水	熱水及冷水喉採用銅喉。沖廁供水系統採用聚氯乙炔管。水管是部分隱藏及部分外露**。 有熱水供應。 **備註：除部分隱藏於混凝土坑內之水管外，其他部分的水管均為外露。外露的水管可能被假天花、假樑、櫃、飾面板、非混凝土牆、管道槽或其他物料遮蓋或掩藏。

FITTINGS, FINISHES AND APPLIANCES

裝置、裝修物料及設備

House 6 獨立屋6號

4. Miscellaneous

Item	Description
(a) Lifts	LIFT: 1 “Mitsubishi” passenger lift (model no.: Elenessa) serving B/F, G/F, 1/F to 2/F
(b) Letter box	Metal letter box is provided.
(c) Refuse collection	Refuse storage and material recovery box are provided in the common area. Refuse will be collected by cleaner and handle at Refuse Storage Chamber at B/F for removal by refuse vehicle.
(d) Water meter, electricity meter and gas meter	Separate water meter for each House is provided at the common Water Meter Cabinet on B/F. Separate electricity meter for each House is provided at the common Electrical Meter Room on B/F. Separate town gas meter is installed at kitchen of each House.

5. Security Facilities

Description
CCTV cameras are provided at all lift car cages and connected to the correspondence Utility Room / Utility Room 2. Infra red sensors are provided at G/F garden along perimeter. Visitor intercom panel is provided. Octopus card access control system is provided. Glass break sensors are provided.

6. Appliances

Description
Please refer to “Appliances Schedule” below for brand name and model number of appliances.

The Vendor undertakes that if lifts or appliances of the specified brand name or model number are not installed in the Development, lifts or appliances of comparable quality will be installed.

4. 雜項

細項	描述
(a) 升降機	升降機： 1部“三菱”住客升降機（產品型號：Elenessa） 穿梭地庫、地下、1樓至2樓
(b) 信箱	設有金屬信箱。
(c) 垃圾收集	垃圾儲存及物料回收箱位於公用地方，由清潔工人收集垃圾並於地庫之垃圾房收集處理，由垃圾車運走。
(d) 水錶、電錶及氣體錶	每間獨立屋之獨立水錶設於地庫之公共水錶櫃。 每間獨立屋之獨立電錶設於地庫之公共電錶房。 每間獨立屋之廚房內均安裝獨立煤氣錶。

5. 保安設施

描述
閉路電視鏡頭裝設於所有升降機內，接駁至相應的工作房/工作房2。紅外線感應器系統裝設於花園邊界。提供訪客對講機系統。提供八達通出入保安系統。提供破玻璃警報器。

6. 設備

描述
設備之品牌名稱及產品型號請參閱下文「設備說明表」。

賣方承諾如發展項目中沒有安裝指明的品牌名稱或產品型號的升降機或設備，便會安裝品質相若的升降機或設備。

FITTINGS, FINISHES AND APPLIANCES

裝置、裝修物料及設備

House 7 獨立屋7號

1. Exterior Finishes

Item	Description
(a) External Wall	Natural stones, texture spray paint, aluminium louver and metal grille.
(b) Window	Aluminium window frame with fluorocarbon coating, fixed with tinted glass except obscured glass for bathrooms and utility rooms.
(c) Bay Window	Not Applicable
(d) Planter	Not Applicable
(e) Verandah or Balcony	Not Applicable
(f) Drying Facilities for Clothing	Not Applicable

2. Interior Finishes

Item	Description
(a) Lobby	Basement Lift Lobby: Walls are finished with wallpaper, porcelain tiles, emulsion paint, laminated glass panels with metal trims on exposed surfaces up to false ceiling. Floors are finished with natural stone with metal skirting on exposed surfaces. Ceilings are finished with gypsum board in emulsion paint with metal trims on exposed surfaces.
(b) Internal wall & ceiling	Living / Dining Room: Walls are finished with wallpaper, porcelain tiles, mirror and metal trims on exposed surfaces up to false ceiling. Ceilings are finished with gypsum board in emulsion paint and wallpaper on exposed surfaces. Bedroom 1: Walls are finished with wallpaper, fabric and wood veneer on exposed surfaces up to false ceiling. Ceilings are finished with gypsum board in emulsion paint and wallpaper on exposed surfaces. Bedroom 2: Walls are finished with wallpaper, fabric, wood veneer and metal trims on exposed surfaces up to false ceiling. Ceilings are finished with gypsum board in emulsion paint, wallpaper, and metal trims on exposed surfaces. Bedroom 3: Walls are finished with wallpaper, fabric, laminated glass panels and metal trims on exposed surfaces up to false ceiling. Ceilings are finished with gypsum board in emulsion paint and wallpaper on exposed surfaces. Master Bedroom: Walls are finished with wallpaper and wood veneer on exposed surfaces up to false ceiling. Ceilings are finished with gypsum board in emulsion paint and wallpaper on exposed surfaces.

1. 外部裝修物料

細項	描述
(a) 外牆	天然石材、紋理噴塗油漆、鋁百葉及金屬格柵。
(b) 窗	選用氟碳塗層鋁質窗框配有色玻璃，除浴室及工作房配不透明有色玻璃。
(c) 窗台	不適用
(d) 花槽	不適用
(e) 陽台或露台	不適用
(f) 乾衣設施	不適用

2. 室內裝修物料

細項	描述
(a) 大堂	地庫升降機大堂： 牆身外露位置貼牆紙，鋪設高溫瓷質磚，乳膠漆，夾層玻璃板連金屬條至假天花高度。 地台外露位置鋪設天然石材及金屬地腳線。 天花外露位置鋪設髹上乳膠漆的石膏板假天花及金屬條。
(b) 內牆及天花板	客/飯廳： 牆身外露位置鋪設牆紙，高溫瓷質磚，鏡及金屬條至假天花高度。 天花外露位置鋪設髹上乳膠漆及牆紙的石膏板假天花。 睡房1： 牆身外露位置鋪設牆紙，布藝，木皮飾面至假天花高度。 天花外露位鋪設髹上乳膠漆及牆紙的石膏板假天花及金屬條。 睡房2： 牆身外露位置鋪設牆紙，布藝，木皮及金屬條飾面至假天花高度。 天花外露位鋪設髹上乳膠漆及牆紙的石膏板假天花及金屬條。 睡房3： 牆身外露位置鋪設牆紙，布藝，夾層玻璃板及金屬條至假天花高度。 天花外露位置鋪設髹上乳膠漆的石膏板假天花及牆紙。 主人睡房： 牆身外露位置鋪設牆紙及木皮飾面至假天花高度。 天花外露位置鋪設髹上乳膠漆及牆紙的石膏板假天花。

FITTINGS, FINISHES AND APPLIANCES

裝置、裝修物料及設備

House 7 獨立屋7號

2. Interior Finishes

Item	Description
(c) Internal floor	<p>Living / Dining Room: Floors are finished with natural stone and timber flooring with metal skirting on exposed surfaces.</p> <p>Bedroom 1 and 3: Floors are finished with timber flooring, natural stone, with timber skirting on exposed surfaces.</p> <p>Bedroom 2: Floors are finished with timber flooring, natural stone, with metal skirting on exposed surfaces.</p> <p>Master Bedroom: Floors are finished with timber flooring and natural stone with timber skirting on exposed surfaces.</p>
(d) Bathroom	<p>Bathroom 1: Walls are finished with porcelain tiles and natural stone on exposed surfaces up to false ceiling. Floors are finished with natural stone on exposed surfaces. Ceilings are finished with gypsum board in emulsion paint on exposed surfaces.</p> <p>Bathroom 2: Walls are finished with porcelain tiles on exposed surfaces up to false ceiling. Floors are finished with natural stone on exposed surfaces. Ceilings are finished with gypsum board in emulsion paint on exposed surfaces.</p> <p>Bathroom 3: Walls are finished with porcelain tiles and natural stone on exposed surfaces up to false ceiling. Floors are finished with natural stone on exposed surfaces. Ceilings are finished with gypsum board in emulsion paint on exposed surfaces.</p> <p>Master Bathroom: Walls are finished with natural stone and metal trims on exposed surfaces up to false ceiling. Floors are finished with natural stone on exposed surfaces. Ceilings are finished with gypsum board in emulsion paint and solid surfacing on exposed surfaces.</p> <p>Powder Room: Walls are finished with natural stone, porcelain tiles, metal trims, fabric and mirror on exposed surfaces up to false ceiling. Floors are finished with natural stone on exposed surfaces. Ceilings are finished with gypsum board in emulsion paint on exposed surfaces.</p>
(e) Kitchen	<p>Walls are finished with porcelain tiles, stainless steel plate and mirror on exposed surfaces up to false ceiling. Floors are finished with natural stone on exposed surfaces. Ceilings are finished with gypsum board in emulsion paint on exposed surfaces. Cooking bench is finished with solid surfacing materials.</p>

2. 室內裝修物料

細項	描述
(c) 內部地板	<p>客/飯廳： 地台外露位置鋪設天然石材，木地板及金屬地腳線。</p> <p>睡房1及3： 地台外露位置鋪設木地板，天然石材及木地腳線。</p> <p>睡房2： 地台外露位置鋪設木地板，天然石材及金屬地腳線。</p> <p>主人睡房： 地台外露位置鋪設木地板，天然石材及木腳線。</p>
(d) 浴室	<p>浴室1： 牆身外露位置鋪設高溫瓷質磚及天然石材至假天花高度。 地台外露位置鋪設天然石材。 天花外露位置鋪設髹上乳膠漆的石膏板假天花。</p> <p>浴室2： 牆身外露位置鋪設高溫瓷質磚至假天花高度。 地台外露位置鋪設天然石材。 天花外露位置鋪設髹上乳膠漆的石膏板假天花。</p> <p>浴室3： 牆身外露位置鋪設高溫瓷質磚及天然石材至假天花高度。 地台外露位置鋪設天然石材。 天花外露位置鋪設髹上乳膠漆的石膏板假天花。</p> <p>主人浴室： 牆身外露位置鋪設天然石材及金屬條至假天花高度。 地台外露位置鋪設天然石材。 天花外露位置鋪設髹上乳膠漆的石膏板假天花及實體面材。</p> <p>化妝室： 牆身外露位置鋪設天然石材，高溫瓷質磚，金屬條，布藝及鏡至假天花高度。 地台外露位置鋪設天然石材。 天花外露位置鋪設髹上乳膠漆的石膏板假天花。</p>
(e) 廚房	<p>牆身外露位置鋪設高溫瓷質磚，不銹鋼板及鏡至假天花高度。 地台外露位置鋪設天然石材。 天花外露位置髹上乳膠漆的石膏板假天花。 廚房檯面鋪設實體面材。</p>

FITTINGS, FINISHES AND APPLIANCES

裝置、裝修物料及設備

House 7 獨立屋7號

3. Interior Fittings

Item	Description
(a) Door	<p>Private Garden: Metal gates with metal grille, fitted with lockset, handle and stopper.</p> <p>Main Entrance (Interior): Solid core timber door with wood veneer, fitted with lockset, handle, door closer, door stopper and flush bolt.</p> <p>Main Entrance (Exterior): Metal framed glass door, fitted with lockset and handle.</p> <p>Basement Lift Lobby (Interior): Solid core fire rated timber door with wood veneer, fitted with lockset, handle, door closer and door stopper.</p> <p>Basement Lift Lobby (Exterior): Solid core fire rated timber door with wood veneer and glass, fitted with lockset, handle, door closer, eye viewer and door stopper.</p> <p>Kitchen (Interior): Solid core fire rated timber door with wood veneer fitted with lockset, handle, door closer and door stopper.</p> <p>Kitchen (Exterior): Metal framed glass door, fitted with lockset and handle.</p> <p>Powder Room: Solid core timber door with wood veneer, porcelain tiles fitted with lockset, handle, door closer and door stopper.</p> <p>Utility Room: Solid core timber sliding door with wood veneer fitted with lockset, handle and sliding door track.</p> <p>Lavatory: Painted metal folding door, fitted with lockset and handle.</p> <p>Dining Room: Sliding door with metal grill fitted with sliding door track.</p> <p>Bedroom 1: Solid core timber door with wood veneer fitted with lockset, handle and door stopper.</p> <p>Bathroom 1: Solid core timber door with wood veneer with timber louvre fitted with lockset, handle and door stopper.</p> <p>Bedroom 2: Solid core timber door fitted with wood veneer with lockset, handle and door stopper.</p> <p>Bathroom 2: Solid core timber door with wood veneer with timber louvre fitted with lockset, handle and door stopper.</p>

3. 室內裝置

細項	描述
(a) 門	<p>私人花園： 金屬閘配以金屬格柵，配置門鎖，門柄及門頂。</p> <p>主要入口(室內)： 實心木門配以木皮飾面，配置門鎖、門柄、氣鼓、門頂及門插銷。</p> <p>主要入口(室外)： 金屬框玻璃門，配置門鎖及門柄。</p> <p>地庫升降機大堂(室內)： 實心防火木門配以木皮飾面，配置門鎖、門柄、氣鼓及門頂。</p> <p>地庫升降機大堂(室外)： 實心防火木門配以木皮及玻璃飾面，配置門鎖、門柄、氣鼓、防盜眼及門頂。</p> <p>廚房(室內)： 實心防火木門配以木皮飾面，配置門鎖、門柄、氣鼓及門頂。</p> <p>廚房(室外)： 金屬框玻璃門，配置門鎖及門柄。</p> <p>化妝室： 實心木門配以木皮飾面，高溫瓷質磚飾面，配置門鎖、門柄、氣鼓及門頂。</p> <p>工作房： 實心木趟門配以木皮飾面，配置門鎖，門柄及趟門軌道。</p> <p>洗手間： 油漆金屬摺門配置門鎖及門柄。</p> <p>飯廳： 趟門配以金屬格柵，配置趟門軌道。</p> <p>睡房1： 實心木門配以木皮飾面，配置門鎖、門柄及門頂。</p> <p>浴室1： 實心木門配以木皮飾面及木百葉，配置門鎖、門柄及門頂。</p> <p>睡房2： 實心木門配以木皮飾面，配置門鎖、門柄及門頂。</p> <p>浴室2： 實心木門配以木皮飾面及木百葉，配置門鎖、門柄及門頂。</p>

FITTINGS, FINISHES AND APPLIANCES

裝置、裝修物料及設備

House 7 獨立屋7號

3. Interior Fittings

Item	Description
(a) Door	<p>Bedroom 3: Solid core timber sliding door with wood veneer, laminated glass, metal trim fitted with lockset, handle and sliding door track.</p> <p>Bathroom 3: Solid core timber door with wood veneer with timber louvre fitted with lockset, handle and door stopper.</p> <p>Master Bedroom: Solid core timber sliding door with wood veneer fitted with lockset, handle, sliding door track.</p> <p>Master Bathroom: Metal framed tempered glass sliding door with lockset and sliding door track.</p> <p>Store Room: Solid core timber door with wood veneer, mirror finish, metal frame fitted with lockset, handle, door closer and door stopper.</p> <p>Doors to Flat Roof : Except the following room, are installed with glass folding doors of fluorocarbon coated aluminium frame, fitted with lockset and handle. For the following room, is installed with glass folding doors and swing doors of fluorocarbon coated aluminium frame fitted lockset and handle: - Master Bedroom</p> <p>Door to Roof : Aluminium framed glass door fitted with lockset and handle.</p> <p>Hose Reel Plant Room and Potable & Flushing Water Pump Room: Solid core fire rated timber door with plastic laminated finishes, fitted with lockset, handle, door closer and door stopper.</p>

3. 室內裝置

細項	描述
(a) 門	<p>睡房3： 實心木趟門配以木皮飾面，夾層玻璃、金屬條配置門鎖、門柄及趟門軌道。</p> <p>浴室3： 實心木門配以木皮飾面及木百葉，配置門鎖、門柄及門頂。</p> <p>主人睡房： 實心木趟門配以木皮飾面，配置門鎖、門柄及趟門軌道。</p> <p>主人浴室： 金屬框強化玻璃趟門配置門鎖、門柄及趟門軌道。</p> <p>儲物房： 實心木門配以木皮飾面及鏡面金屬框配置門鎖、門柄、氣鼓及門頂。</p> <p>通往平台門： 除了下列房間平台外，裝設氟碳塗層鋁框玻璃摺門，配置門鎖及門柄。 下列房間平台裝設氟碳塗層鋁框玻璃摺門和掩門，配置門鎖及門柄： - 主人睡房</p> <p>通往天台門： 鋁框玻璃門，配置門鎖及門柄。</p> <p>消防喉轆機房和食水及沖廁水泵房： 實心防火木門配以膠板飾面，配置門鎖、門柄、氣鼓及門頂。</p>

FITTINGS, FINISHES AND APPLIANCES

裝置、裝修物料及設備

House 7 獨立屋7號

3. Interior Fittings

Item	Description
(b) Bathroom	<p>For appliances brand name and model number, please refer to the “Appliances Schedule” below.</p> <p>For water supply system, please refer to the field “Water Supply” below.</p> <p>Powder Room: Equipped with vitreous water closet, natural stone washbasin and polished nickel silver basin mixer. Polished nickel silver toilet paper holder and towel rail. Wood and metal framed mirror.</p> <p>Lavatory: Equipped with vitreous water closet, vitreous china washbasin, chrome plated basin mixer and shower set. Chrome plated toilet paper holder, towel rail and towel ring. Wall mounted mirror.</p> <p>Bathroom 1: Equipped with vitreous china water closet, vitreous china washbasin and copper brushed basin mixer. Enameled acrylic bathtub in size of 1500mm (L) x 700mm (W) x 460mm (D), copper brushed shower set and rain shower. Chrome plated toilet paper holder and copper brushed towel rails. Countertop fitted with natural stone and wooden vanity unit with mirror and metal.</p> <p>Bathroom 2: Equipped with vitreous china water closet, vitreous china washbasin and black matt metal basin mixer. Shower cubicle with black matt metal shower set and rain shower. Chrome plated toilet paper holder and black matt metal towel rails. Countertop fitted with natural stone and wooden vanity unit with mirror and metal.</p> <p>Bathroom 3: Equipped with vitreous china water closet, vitreous china washbasin and black matt metal basin mixer. Shower cubicle with black matt metal shower set and rain shower. Black matt metal toilet paper holder and towel rails. Countertop fitted with natural stone and wooden vanity unit with mirror and metal.</p> <p>Master Bathroom: Equipped with vitreous china water closet, vitreous china wash basin, free-standing acrylic bathtub in size of 1800mm (L) x 800mm (W) x 440mm (D), free-standing polished nickel silver bathtub mixer and shower set. Shower cubicle with polished nickel silver shower set. Polished nickel silver toilet paper holder and towel rails. Countertop fitted with natural stone and wooden vanity unit with mirror and metal.</p>

3. 室內裝置

細項	描述
(b) 浴室	<p>有關設備品牌名稱及型號，請閱下文「設備說明表」。</p> <p>有關供水系統，請閱「供水」一欄。</p> <p>化妝室： 裝設陶瓷坐廁，天然石材洗手盆及鍍鉻水龍頭。 鍍鉻廁紙架及毛巾架。 鏡配木及金屬框架。</p> <p>洗手間： 裝設陶瓷坐廁，陶瓷洗手盆，電鍍水龍頭及淋浴套裝。 電鍍廁紙架，毛巾架及毛巾環。 掛牆鏡。</p> <p>浴室1： 裝設陶瓷坐廁，陶瓷洗手盆，銅拉絲水龍頭。 亞架力浴缸1500毫米(長) x 700毫米(闊) x 460毫米(深) 配銅拉絲淋浴套裝。 電鍍廁紙架及銅拉絲毛巾架。 安裝天然石檯面，木鏡箱配鏡面及金屬配飾。</p> <p>浴室2： 裝設陶瓷坐廁，陶瓷洗手盆，黑色亞光金屬水龍頭。 淋浴間配置黑色亞光金屬淋浴套裝。 電鍍廁紙架及黑色亞光金屬毛巾架。 安裝天然石檯面，木鏡箱配鏡面及金屬配飾。</p> <p>浴室3： 裝設陶瓷坐廁，陶瓷洗手盆，黑色亞光金屬水龍頭。 淋浴間配置黑色亞光金屬淋浴套裝。 黑色亞光金屬廁紙架及毛巾架。 安裝天然石檯面，木鏡箱配鏡面及金屬配飾。</p> <p>主人浴室： 裝設陶瓷坐廁，陶瓷洗手盆，鍍鉻水龍頭。 座地式亞架力浴缸1800毫米(長) x 800毫米(闊) x 440毫米(深)、配座地鍍鉻水龍頭及淋浴套裝。 淋浴間配置鍍鉻淋浴套裝。 鍍鉻廁紙架及毛巾架。 安裝天然石檯面，木鏡箱配鏡面及金屬配飾。</p>

FITTINGS, FINISHES AND APPLIANCES

裝置、裝修物料及設備

House 7 獨立屋7號

3. Interior Fittings

Item	Description
(c) Kitchen	<p>Stainless steel sink and chrome plated sink mixer.</p> <p>For appliances brand name and model number, please refer to the “Appliances Schedule” below.</p> <p>For water supply system, please refer to the field “Water Supply” below.</p> <p>Kitchen:</p> <p>Manually operated wooden blind.</p> <p>Wooden kitchen cabinet fitted with wood veneer finished cabinet doors, bornze aluminum panel wooden cabinet doors, bronze framed glass cabinets and touch open with electronic opening system high cabinets.</p>
(d) Bedroom	<p>Bedroom 1:</p> <p>Fabric and wood base bed frame and mattress.</p> <p>Wood in gloss finished bedside table.</p> <p>Wood veneer, fabric, mirror, metal and glass finished wardrobe with dehumidifier tube.</p> <p>Fabric and metal finished headboard.</p> <p>Bedroom 2:</p> <p>Fabric and wood base bed frame and mattress.</p> <p>Wood in gloss finished bedside table.</p> <p>Wood veneer, fabric, mirror and metal finished wardrobe with dehumidifier tube.</p> <p>Fabric, wallpaper and metal finished headboard.</p> <p>Vinyl top wood in high gloss, champagne gold stainless steel dressing table and chair.</p> <p>Bedroom 3:</p> <p>Fabric and high gloss wood base bench.</p> <p>White marble top, hairline champagne gold stainless steel base coffee table.</p> <p>White marble top, hairline champagne gold stainless steel side table.</p> <p>Fabric sofa and loose cushions.</p> <p>Wood veneer and metal finished cabinet.</p> <p>Master Bedroom:</p> <p>Wood bed frame and mattress.</p> <p>Fabric and wood bed end bench.</p> <p>Leather, wood, handle in champagne gold color bed side table.</p> <p>Wallpaper and metal finished wardrobe with dehumidifier tube.</p>

3. 室內裝置

細項	描述
(c) 廚房	<p>不銹鋼洗滌盆配鍍鉻水龍頭。</p> <p>有關設備品牌名稱及型號，請參閱下文「設備說明表」。</p> <p>有關供水系統，請參閱「供水」一欄。</p> <p>廚房 (非開放式廚房)：</p> <p>手動木百葉窗簾。</p> <p>木製廚房櫥櫃，配有木皮面櫥櫃門，古銅色鋁質櫃門，古銅色玻璃櫥櫃及帶電動觸摸式開放式高櫃。</p>
(d) 睡房	<p>睡房1：</p> <p>木配布藝飾面床架及床褥。</p> <p>高光胡桃木床頭櫃。</p> <p>衣櫃為木飾面配布藝，鏡，金屬及玻璃及除濕管。</p> <p>布藝飾面配金屬條床頭板。</p> <p>睡房2：</p> <p>木配布藝飾面床架及床褥。</p> <p>高光胡桃木床頭櫃。</p> <p>衣櫃為木飾面配布藝，鏡，金屬及除濕管。</p> <p>布藝飾面配金屬條床頭板。</p> <p>膠面配高光木，香檳金不銹鋼梳妝桌及梳妝椅。</p> <p>睡房3：</p> <p>高光木配布藝飾面長椅。</p> <p>白色雲石枱面，香檳金不銹鋼台腳茶機。</p> <p>白色雲石枱面，香檳金不銹鋼台腳小茶機。</p> <p>布藝飾面沙發連抱枕。</p> <p>木飾面連金屬櫃。</p> <p>主人睡房：</p> <p>木床架及床褥。</p> <p>木配布藝飾面床尾椅。</p> <p>人造皮，木飾面，手抽配香檳金屬床頭櫃。</p> <p>衣櫃配置金屬，布藝飾面及除濕管。</p>

FITTINGS, FINISHES AND APPLIANCES

裝置、裝修物料及設備

House 7 獨立屋7號

3. Interior Fittings

Item	Description
(e) Telephone	Please refer to “Schedule of Mechanical & Electrical Provisions” below for the location and number of connection points.
(f) Aerials	Please refer to “Schedule of Mechanical & Electrical Provisions” below for the location and number of connection points.
(g) Electrical installations	Three phases electricity supply with miniature circuit breakers distribution board are provided. Conduits are partly concealed and partly exposed*. Please refer to “Schedule of Mechanical & Electrical Provisions” below for the location and number of points. *Note: Other than those parts of the conduits concealed within concrete, the rest of them are exposed. Some of the exposed conduits may be covered or hidden by false ceilings, bulkheads, cabinets, claddings, non-concrete walls, pipe ducts or other materials.
(h) Gas supply	Towngas supply pipes are installed at kitchen and connected to gas water heater.
(i) Washing machine connection point	Drain point and water point are provided for washing machine. For the location of connection points, please refer to the “Schedule of Mechanical & Electrical Provisions” below.
(j) Water supply	Copper pipes are used for cold and hot water supply. uPVC pipes are used for flushing water supply system. Water pipes are partly concealed and partly exposed**. Hot water supply is available. **Note: Other than those parts of the pipes concealed within concrete trench, the rest of them are exposed. Some of the exposed pipes may be covered or hidden by false ceilings, bulkheads, cabinets, claddings, non-concrete walls, pipe ducts or other materials.

3. 室內裝置

細項	描述
(e) 電話	接駁點的位置及數目，請參閱下文「機電裝置數量說明表」。
(f) 天線	接駁點的位置及數目，請參閱下文「機電裝置數量說明表」。
(g) 電力裝置	提供三相電力配電箱並裝有微型斷路器。導管是部分隱藏及部分外露*。 接駁點的位置及數目，請參閱下文「機電裝置數量說明表」。 *備註：除部分隱藏於混凝土內之導管外，其他部分的導管均為外露。外露的導管可能被假天花、假樑、櫃、飾面板、非混凝土牆、管道槽或其他物料遮蓋或掩藏。
(h) 氣體供應	廚房裝有煤氣喉，接駁至煤氣熱水爐。
(i) 洗衣機接駁點	洗衣機配備來水及去水接駁點。 關接駁點之位置，請參閱下文「機電裝置數量說明表」。
(j) 供水	熱水及冷水喉採用銅喉。沖廁供水系統採用聚氯乙烯管。水管是部分隱藏及部分外露**。 有熱水供應。 **備註：除部分隱藏於混凝土坑內之水管外，其他部分的水管均為外露。外露的水管可能被假天花、假樑、櫃、飾面板、非混凝土牆、管道槽或其他物料遮蓋或掩藏。

FITTINGS, FINISHES AND APPLIANCES

裝置、裝修物料及設備

House 7 獨立屋7號

4. Miscellaneous

Item	Description
(a) Lifts	LIFT: 1 “Mitsubishi” passenger lift (model no.: Elenessa) serving B/F, G/F, 1/F to 2/F
(b) Letter box	Stainless steel letter box is provided.
(c) Refuse collection	Refuse storage and material recovery box are provided in the common area. Refuse will be collected by cleaner and handle at Refuse Storage Chamber at B/F for removal by refuse vehicle.
(d) Water meter, electricity meter and gas meter	Separate water meter for each House is provided at the common Water Meter Cabinet on B/F. Separate electricity meter for each House is provided at the common Electrical Meter Room on B/F. Separate towngas meter is installed at kitchen of each House.

5. Security Facilities

Description
CCTV cameras are provided at all lift car cages and connected to the correspondence Utility Room / Utility Room 2. Infra red sensors are provided at G/F garden along perimeter. Visitor intercom panel is provided. Octopus card access control system is provided. Glass break sensors are provided.

6. Appliances

Description
Please refer to “Appliances Schedule” below for brand name and model number of appliances.

The Vendor undertakes that if lifts or appliances of the specified brand name or model number are not installed in the Development, lifts or appliances of comparable quality will be installed.

4. 雜項

細項	描述
(a) 升降機	升降機： 1部“三菱”住客升降機（產品型號：Elenessa） 穿梭地庫、地下、1樓至2樓
(b) 信箱	設有不銹鋼信箱。
(c) 垃圾收集	垃圾儲存及物料回收箱位於公用地方，由清潔工人收集垃圾並於地庫之垃圾房收集處理，由垃圾車運走。
(d) 水錶、電錶及氣體錶	每間獨立屋之獨立水錶設於地庫之公共水錶櫃。 每間獨立屋之獨立電錶設於地庫之公共電錶房。 每間獨立屋之廚房內均安裝獨立煤氣錶。

5. 保安設施

描述
閉路電視鏡頭裝設於所有升降機內，接駁至相應的工作房/工作房2。紅外線感應器系統裝設於花園邊界。提供訪客對講機系統。提供八達通出入保安系統。提供破玻璃警報器。

6. 設備

描述
設備之品牌名稱及產品型號請參閱下文「設備說明表」。

賣方承諾如發展項目中沒有安裝指明的品牌名稱或產品型號的升降機或設備，便會安裝品質相若的升降機或設備。

FITTINGS, FINISHES AND APPLIANCES

裝置、裝修物料及設備

House 12 獨立屋12號

1. Exterior Finishes

Item	Description
(a) External Wall	Natural stones, texture spray paint, aluminium louver and metal grille.
(b) Window	Aluminium window frame with fluorocarbon coating, fixed with tinted glass except obscured glass for bathrooms, master bathroom and utility rooms.
(c) Bay Window	Not Applicable
(d) Planter	Not Applicable
(e) Verandah or Balcony	Not Applicable
(f) Drying Facilities for Clothing	Not Applicable

2. Interior Finishes

Item	Description
(a) Lobby	Basement Lift Lobby: Walls are finished with emulsion paint on exposed surfaces. Floors are finished with stone and timber skirting on exposed surfaces. Ceilings are finished with gypsum board in emulsion paint on exposed surfaces.
(b) Internal wall & ceiling	Living / Dining Room: Walls are finished with emulsion paint on exposed surfaces up to false ceiling. Ceilings are finished with gypsum board in emulsion paint on exposed surfaces. Bedroom 1, 2 and 3: Walls are finished with emulsion paint on exposed surfaces up to false ceiling. Ceilings are finished with gypsum board in emulsion paint on exposed surfaces. Master Bedroom: Walls are finished with emulsion paint on exposed surfaces up to false ceiling. Ceilings are finished with gypsum board in emulsion paint on exposed surfaces.

1. 外部裝修物料

細項	描述
(a) 外牆	天然石材、紋理噴塗油漆、鋁百葉及金屬格柵。
(b) 窗	選用氟碳塗層鋁質窗框配有色玻璃，除浴室及主人浴室及工作房配不透明有色玻璃。
(c) 窗台	不適用
(d) 花槽	不適用
(e) 陽台或露台	不適用
(f) 乾衣設施	不適用

2. 室內裝修物料

細項	描述
(a) 大堂	地庫升降機大堂： 牆身外露位置髹上乳膠漆至假天花高度。 地台外露位置鋪砌天然石材及木地腳線。 天花外露位置鋪設髹上乳膠漆的石膏板假天花。
(b) 內牆及天花板	客/飯廳： 牆身外露位置髹上乳膠漆。 天花外露位置鋪設髹上乳膠漆的石膏板假天花。 睡房1, 2及3： 牆身外露位置髹上乳膠漆至假天花高度。 天花外露位置鋪設髹上乳膠漆的石膏板假天花。 主人睡房： 牆身外露位置髹上乳膠漆至假天花高度。 天花外露位置鋪設髹上乳膠漆的石膏板假天花。

FITTINGS, FINISHES AND APPLIANCES

裝置、裝修物料及設備

House 12 獨立屋12號

2. Interior Finishes

Item	Description
(c) Internal floor	<p>Living / Dining Room: Floors are finished with porcelain tiles and timber skirting on exposed surfaces. Natural stone border and stainless steel strip along the edge where glass doors are provided for access to private garden.</p> <p>Bedroom 1, 2 and 3 Floors are finished with engineered timber flooring and timber skirting on exposed surfaces. Natural stone border and stainless steel strip along the edge where glass doors are provided for access to private garden and flat roof.</p> <p>Master Bedroom: Floors are finished with engineered timber flooring and timber skirting on exposed surfaces. Natural stone border and stainless steel strip along the edge where glass doors are provided for flat roof.</p>
(d) Bathroom	<p>Bathroom 1, 2 and 3: Walls are finished with natural stones on exposed surfaces up to false ceiling. Floors are finished with porcelain tiles on exposed surfaces. Ceilings are finished with gypsum board in emulsion paint and aluminum panels on exposed surfaces.</p> <p>Master Bathroom: Walls are finished with natural stones on exposed surfaces up to false ceiling. Floors are finished with porcelain tiles on exposed surfaces. Ceilings are finished with gypsum board in emulsion paint and aluminum panels on exposed surfaces.</p>
(e) Kitchen	<p>Walls are finished with natural stones and stainless steel plate on exposed surfaces up to false ceiling. Floors are finished with natural stones on exposed surfaces. Ceilings are finished with gypsum board in emulsion paint and aluminum panels on exposed surfaces. Cooking bench is finished with solid surfacing materials.</p>

2. 室內裝修物料

細項	描述
(c) 內部地板	<p>客/飯廳： 地台外露位置鋪砌高溫瓷質磚及木地腳線。通往私人花園的玻璃門之地台靠邊部分鋪砌天然石材及不銹鋼條。</p> <p>睡房1, 2及3： 地台外露位置鋪砌複合木地板及木地腳線。通往私人花園及平台的玻璃門之地台靠邊部分鋪砌天然石材及不銹鋼條。</p> <p>主人睡房： 地台外露位置鋪砌複合木地板及木地腳線。通往平台的玻璃門之地台靠邊部分鋪砌天然石材及不銹鋼條。</p>
(d) 浴室	<p>浴室1, 2及3： 牆身外露位置鋪砌天然石材至假天花高度。 地台外露位置鋪砌高溫瓷質磚。 天花外露位置髹上乳膠漆的石膏板假天花及鋁板。</p> <p>主人浴室： 牆身外露位置鋪砌天然石材至假天花高度。 地台外露位置鋪砌高溫瓷質磚。 天花外露位置髹上乳膠漆的石膏板假天花及鋁板。</p>
(e) 廚房	<p>牆身外露位置鋪砌天然石材及不銹鋼板至假天花高度。 地台外露位置鋪砌天然石材。 天花外露位置髹上乳膠漆的石膏板假天花及鋁板。 廚房檯面鋪設實體面材。</p>

FITTINGS, FINISHES AND APPLIANCES

裝置、裝修物料及設備

House 12 獨立屋12號

3. Interior Fittings

Item	Description
(a) Door	<p>Private Garden: Metal gates with metal grille, fitted with lockset, handle and stopper.</p> <p>Main Entrance (Interior): Solid core timber door with wood veneer, fitted with lockset, handle, door closer, eye viewer and door stopper.</p> <p>Main Entrance (Exterior): Metal framed glass door, fitted with lockset and handle.</p> <p>Basement Lift Lobby (Interior): Solid core fire rated timber door with wood veneer, fitted with lockset, handle, door closer and door stopper.</p> <p>Basement Lift Lobby (Exterior): Solid core fire rated timber door with wood veneer and glass, fitted with lockset, handle, door closer, eye viewer and door stopper.</p> <p>Master Bedroom, Bedrooms 1, 2 and 3: Hollow core timber door with wood veneer, fitted with lockset, robe hook, handle and door stopper.</p> <p>Master Bathroom, Bathrooms 1, 2 and 3: Hollow core timber door with wood veneer, mirror, fitted with timber louver, lockset, robe hook, handle and door stopper.</p> <p>Powder Room: Hollow core timber door with wood veneer, fitted with timber louver, lockset, handle and door stopper.</p> <p>Utility Rooms: Hollow core timber door with wood veneer, lockset, handle and door stopper.</p> <p>Kitchen: Solid core fire rated timber door with wood veneer, fitted with fire rated glass panel, handle, door closer and door stopper.</p> <p>Lavatory: Aluminium door fitted with glass panel, aluminium louver, lockset and handle.</p> <p>Doors to Private Garden: Glass folding doors and swing doors of fluorocarbon coated aluminium frame fitted with lockset and handle.</p> <p>Doors to Flat Roofs: Except the following room, are installed with glass folding doors of fluorocarbon coated aluminium frame, fitted with lockset and handle. For the following room, is installed with glass folding door and swing door of fluorocarbon coated aluminium frame fitted lockset and handle: Master Bedroom</p> <p>Door to Roof : Aluminium framed glass door fitted with lockset and handle.</p> <p>Hose Reel Plant Room and Potable & Flushing Water Pump Room: Solid core fire rated timber door with plastic laminated finishes, fitted with lockset, handle, door closer and door stopper.</p>

3. 室內裝置

細項	描述
(a) 門	<p>私人花園： 金屬閘配以金屬格柵，配置門鎖，門柄及門頂。</p> <p>主要入口(室內)： 實心木門配以木皮飾面，配置門鎖、門柄、氣鼓、防盜眼及門頂。</p> <p>主要入口(室外)： 金屬框玻璃門，配置門鎖及門柄。</p> <p>地庫升降機大堂(室內)： 實心防火木門配以木皮飾面，配置門鎖、門柄、氣鼓及門頂。</p> <p>地庫升降機大堂(室外)： 實心防火木門配以木皮及玻璃飾面，配置門鎖、門柄、氣鼓、防盜眼及門頂。</p> <p>主人睡房、睡房1, 2及3： 空心木門配以木皮飾面，配置門鎖、門柄及門頂。</p> <p>主人浴室、浴室1, 2及3： 空心木門配以木皮飾面，鏡，配置木百葉、門鎖、掛衣鉤、門柄及門頂。</p> <p>化妝室： 空心木門配以木皮飾面，配置木百葉、門鎖、門柄及門頂。</p> <p>工作房： 空心木門配以木皮飾面，配置門鎖、門柄及門頂。</p> <p>廚房： 實心防火木門配以木皮飾面，配置防火玻璃視窗、門柄、氣鼓及門頂。</p> <p>洗手間： 鋁門配置玻璃板、鋁百葉、門鎖及門柄。</p> <p>通往私人花園門： 氟碳塗層鋁框玻璃摺門和掩門，配置門鎖及門柄</p> <p>通往平台門： 除了下列單位平台外，裝設氟碳塗層鋁框玻璃摺門，配置門鎖及門柄。 下列單位平台裝設氟碳塗層鋁框玻璃摺門和掩門，配置門鎖及門柄： 主人睡房</p> <p>通往天台門： 鋁框玻璃門，配置門鎖及門柄。</p> <p>消防喉轆機房和食水及沖廁水泵房： 實心防火木門配以膠板飾面，配置門鎖、門柄、氣鼓及門頂。</p>

FITTINGS, FINISHES AND APPLIANCES

裝置、裝修物料及設備

House 12 獨立屋12號

3. Interior Fittings

Item	Description
(b) Bathroom	Wooden mirror cabinets with mirror, stainless steel, plastic laminate and wood veneer. Wooden vanity counters with stainless steel, wood veneer and plastic laminate. Natural stone counter top. Vitreous china water closet, vitreous china wash basin with chrome plated basin mixer. For appliances brand name and model number, please refer to the “Appliances Schedule” below. For water supply system, please refer to the field “Water Supply” below. Bathroom 1, 2 and 3: Enameled cast iron bathtub in size of 1500mm (L) x 700mm (W) x 418mm (D) with chrome plated mixer and shower set are fitted. Master Bathroom: Enameled cast iron bathtub in size of 1700mm (L) x 800mm (W) x 550mm (D) with chrome plated mixer and shower set are fitted. Shower cubicle with chrome plated mixer and shower set. Lavatory: Chrome plated mixer and shower set are fitted.
(c) Kitchen	Stainless steel sink and chrome plated sink mixer. Wooden cabinets fitted with high gloss lacquer door panels and plastic laminated door panels. For appliances brand name and model number, please refer to the “Appliances Schedule” below. For water supply system, please refer to the field “Water Supply” below.
(d) Living / Dining Room	Manually operated curtain and sheer track.

3. 室內裝置

細項	描述
(b) 浴室	木鏡櫃連鏡配不銹鋼，膠板及木皮。 木鏡箱配不銹鋼，木皮及膠板。 天然石材檯面。 陶瓷坐廁、陶瓷洗手盆配鍍鉻水龍頭。 有關設備品牌名稱及型號，請閱下文「設備說明表」。 有關供水系統，請閱「供水」一欄。 浴室1, 2及3： 裝設1500毫米(長) x 700毫米(闊) x 418毫米(深) 搪瓷鑄鐵浴缸、配鍍鉻水龍頭及淋浴套裝。 淋浴間裝設鍍鉻淋浴套裝及花灑。 主人浴室： 裝設1700毫米(長) x 800毫米(闊) x 550毫米(深) 搪瓷鑄鐵浴缸、配鍍鉻水龍頭及淋浴套裝。 淋浴間裝設鍍鉻淋浴套裝及花灑。 洗手間： 鍍鉻淋浴套裝及花灑。
(c) 廚房	不銹鋼洗滌盆配鍍鉻水龍頭。 裝設木製廚櫃配以高亮光漆面門板及膠板面門板。 有關設備品牌名稱及型號，請參閱下文「設備說明表」。 有關供水系統，請參閱「供水」一欄。
(d) 客/飯廳：	手動窗簾及窗紗路軌。

FITTINGS, FINISHES AND APPLIANCES

裝置、裝修物料及設備

House 12 獨立屋12號

3. Interior Fittings

Item	Description
(e) Bedroom	Bedroom 1 and 3: Manually operated curtain and sheer track. Bedroom 2: Manually operated curtain and sheer track. Master Bedroom: Manually operated curtain and sheer track.
(f) Telephone	Please refer to “Schedule of Mechanical & Electrical Provisions” below for the location and number of connection points.
(g) Aerials	Please refer to “Schedule of Mechanical & Electrical Provisions” below for the location and number of connection points.
(h) Electrical installations	Three phases electricity supply with miniature circuit breakers distribution board are provided. Conduits are partly concealed and partly exposed*. Please refer to “Schedule of Mechanical & Electrical Provisions” below for the location and number of points. *Note: Other than those parts of the conduits concealed within concrete, the rest of them are exposed. Some of the exposed conduits may be covered or hidden by false ceilings, bulkheads, cabinets, claddings, non-concrete walls, pipe ducts or other materials.
(i) Gas supply	Towngas supply pipes are installed at kitchen and connected to gas water heater.
(j) Washing machine connection point	Drain point and water point are provided for washing machine. For the location of connection points, please refer to the “Schedule of Mechanical & Electrical Provisions” below.

3. 室內裝置

細項	描述
(e) 睡房：	睡房1及3： 手動窗簾及窗紗路軌。 睡房2： 手動窗簾及窗紗路軌。 主人睡房： 手動窗簾及窗紗路軌。
(f) 電話	接駁點的位置及數目，請參閱下文「機電裝置數量說明表」。
(g) 天線	接駁點的位置及數目，請參閱下文「機電裝置數量說明表」。
(h) 電力裝置	提供三相電力配電箱並裝有微型斷路器。導管是部分隱藏及部分外露*。 接駁點的位置及數目，請參閱下文「機電裝置數量說明表」。 *備註：除部分隱藏於混凝土內之導管外，其他部分的導管均為外露。外露的導管可能被假天花、假樑、櫃、飾面板、非混凝土牆、管道槽或其他物料遮蓋或掩藏。
(i) 氣體供應	廚房裝有煤氣喉，接駁至煤氣熱水爐。
(jj) 洗衣機接駁點	洗衣機配備來水及去水接駁點。 關接駁點之位置，請參閱下文「機電裝置數量說明表」。

FITTINGS, FINISHES AND APPLIANCES

裝置、裝修物料及設備

House 12 獨立屋12號

3. Interior Fittings

Item	Description
(k) Water supply	<p>Copper pipes are used for cold and hot water supply. uPVC pipes are used for flushing water supply system. Water pipes are partly concealed and partly exposed**.</p> <p>Hot water supply is available.</p> <p>**Note: Other than those parts of the pipes concealed within concrete trench, the rest of them are exposed. Some of the exposed pipes may be covered or hidden by false ceilings, bulkheads, cabinets, claddings, non-concrete walls, pipe ducts or other materials.</p>

4. Miscellaneous

Item	Description
(a) Lifts	<p>LIFT:</p> <p>1 “Mitsubishi” passenger lift (model no.: Elenessa) serving B/F, G/F, 1/F</p>
(b) Letter box	Stainless steel letter box is provided.
(c) Refuse collection	Refuse storage and material recovery box are provided in the common area. Refuse will be collected by cleaner and handle at Refuse Storage Chamber at B/F for removal by refuse vehicle.
(d) Water meter, electricity meter and gas meter	<p>Separate water meter for each House is provided at the common Water Meter Cabinet on B/F.</p> <p>Separate electricity meter for each House is provided at the common Electrical Meter Room on B/F.</p> <p>Separate town gas meter is installed at kitchen of each House.</p>

5. Security Facilities

Description
CCTV cameras are provided at all lift car cages and connected to the correspondence Utility Room. Visitor intercom panel is provided. Octopus card access control system is provided. Glass break sensors are provided.

6. Appliances

Description
Please refer to “Appliances Schedule” below for brand name and model number of appliances.

The Vendor undertakes that if lifts or appliances of the specified brand name or model number are not installed in the Development, lifts or appliances of comparable quality will be installed.

3. 室內裝置

細項	描述
(k) 供水	<p>熱水及冷水喉採用銅喉。沖廁供水系統採用聚氯乙烯管。水管是部分隱藏及部分外露**。</p> <p>有熱水供應。</p> <p>**備註：除部分隱藏於混凝土坑內之水管外，其他部分的水管均為外露。外露的水管可能被假天花、假樑、櫃、飾面板、非混凝土牆、管道槽或其他物料遮蓋或掩藏。</p>

4. 雜項

細項	描述
(a) 升降機	<p>升降機：</p> <p>1部“三菱”住客升降機（產品型號：Elenessa）穿梭地庫、地下、1樓</p>
(b) 信箱	設有不銹鋼信箱。
(c) 垃圾收集	垃圾儲存及物料回收箱位於公用地方，由清潔工人收集垃圾並於地庫之垃圾房收集處理，由垃圾車運走。
(d) 水錶、電錶及氣體錶	<p>每間獨立屋之獨立水錶設於地庫之公共水錶櫃。</p> <p>每間獨立屋之獨立電錶設於地庫之公共電錶房。</p> <p>每間獨立屋之廚房內均安裝獨立煤氣錶。</p>

5. 保安設施

描述
閉路電視鏡頭裝設於所有升降機內，接駁至相應的工作房。提供訪客對講機系統。提供八達通出入保安系統。提供破玻璃警報器。

6. 設備

描述
設備之品牌名稱及產品型號請參閱下文「設備說明表」。

賣方承諾如發展項目中沒有安裝指明的品牌名稱或產品型號的升降機或設備，便會安裝品質相若的升降機或設備。

FITTINGS, FINISHES AND APPLIANCES

裝置、裝修物料及設備

Appliances Schedule 設備說明表

Appliances Schedule - Kitchen/Open Kitchen 設備說明表 - 廚房/開放式廚房

Tower 1 第1座

Appliance 設備	Brand Name 品牌名稱	Model No. 產品型號	G/F 地下								1/F-3/F, 5/F-12/F and 15/F 1樓至3樓，5樓至12樓及15樓								16/F 16樓		
			A	B	D	E	F	G	H	A	B	C	D	E	F	G	H	A	B	C	
Induction Hob 電磁爐	Miele	CS 1212-1i	1	1	-	-	-	1	-	1	1	-	-	-	-	1	-	2	1	1	
	Miele	KM6115	-	-	1	-	-	-	-	-	-	1	1	-	-	-	-	-	-	-	
CombiSet – Wok-burner Gas Hob 組合式炒鑊氣體煮食爐	Miele	CS 1018 G	1	1	-	-	1	-	1	1	1	-	-	-	1	-	1	1	1	1	
CombiSet – 2-burner Gas Hob 組合式雙頭氣體煮食爐	Miele	CS 1013-1	1	1	-	1	1	-	1	1	1	-	-	1	1	-	1	1	1	1	
CombiSet - Barbecue Grill 組合式燒烤爐	Miele	CS 1312 BG	-	-	-	-	-	-	-	-	-	-	-	-	-	-	-	1	-	-	
Slimline Cooker Hood 纖巧型抽油煙機	Miele	DA 3466 HP	-	-	1	1	-	1	-	-	-	1	1	1	-	1	-	-	-	-	
	Miele	DA 3496 HP	-	-	-	-	1	-	1	-	-	-	-	-	1	-	1	1	-	-	
Wall Mounted Cooker Hood 掛牆式抽油煙機	Miele	DA 4228 W	1	1	-	-	-	-	-	1	1	-	-	-	-	-	-	1	1	1	
Built-in Refrigerator 嵌入式雪櫃	De Dietrich	DRP1928JE	2	2	1>	1	1	1>	1	2	2	1>	1>	1	1	1>	1	2	2	2	
Built-under Wine Conditioning Unit 嵌入式酒櫃	Miele	KWT 6321 UG	1>	1	-	-	-	-	-	1>	1	-	-	-	-	-	-	1	1	1	
Built-in Microwave Combination Oven 嵌入式微波焗爐	Miele	H 6200 BM	1	1	-	-	-	-	-	1	1	-	-	-	-	-	-	1	-	-	
Built-in Steam Combination Oven 嵌入式蒸焗爐	Miele	DGC 6400	-	-	1>	1	1	1>	1	-	-	1>	1>	1	1	1>	1	-	1	1	
Built-in Steam Oven 嵌入式蒸爐	Miele	DG 6200	1	1	-	-	-	-	-	1	1	-	-	-	-	-	-	1	-	-	
Built-in Coffee Machine 嵌入式咖啡機	Miele	CVA 6401	1>	1	-	-	-	-	-	1>	1	-	-	-	-	-	-	1	-	-	
Built-in Dishwasher 嵌入式洗碗碟機	Miele	G 6660 SCVi	1	1	-	-	-	-	-	1	1	-	-	-	-	-	-	1	-	-	
Built-in Plate Warming Drawer 嵌入式暖碟機	Miele	ESW 6214	1>	-	-	-	-	-	-	1>	-	-	-	-	-	-	-	1	-	-	
Washer Dryer 二合一洗衣乾衣機	De Dietrich	DLZ792JU	1<	1	1>	1	1	1>	1	1<	1	1>	1>	1	1	1>	1	-	1	1<	
Freestanding Washing Machine 獨立式洗衣機	Miele	WCI 660	-	-	-	-	-	-	-	-	-	-	-	-	-	-	-	1<	-	-	
Freestanding Tumble Dryer 獨立式乾衣機	Miele	TKG 640 WP	-	-	-	-	-	-	-	-	-	-	-	-	-	-	-	1<	-	-	
Gas Water Heater 煤氣熱水爐	TGC	TRJW162TFL	-	-	-	1	-	-	-	-	-	-	-	1	-	-	-	-	-	-	
	TGC	TRJW162TFQL	1	1	-	-	-	-	-	1	1	-	-	-	-	-	-	1	1	-	
	TGC	TRJW222TFQL	1	1	-	-	1	-	1	1	1	-	-	-	1	-	1	2	1	2	
Electric Water Heater 電熱水爐	STIEBEL ELTRON 斯寶亞創	DHB 27 STi	-	-	1	-	-	1	-	-	-	1	1	-	-	1	-	-	-	-	
Exhaust Fan 抽氣扇	Systemair	CBF 130M	1	1	-	1	1	-	1	1	1	-	-	1	1	-	1	1	1	1	

The Vendor undertakes that if lifts or appliances of the specified brand name or model number are not installed in the Development, lifts or appliances of comparable quality will be installed.

賣方承諾如發展項目中沒有安裝指明的品牌名稱或產品型號的升降機或設備，便會安裝品質相若的升降機或設備。

Notes:

1. The Symbol "-" as shown in the above table denotes "Not Provided" or "Not Applicable".
2. The Symbol "<" as shown in the above table, the appliances are installed in Utility Room.
3. The Symbol ">" as shown in the above table, the appliances are installed in Living / Dining room.
4. 4/F, 13/F and 14/F are omitted.

註：

1. 上述符號 "-" 表示不提供或不適用。
2. 上述符號 "<" 表示，設備設置於工作房。
3. 上述符號 ">" 表示，設備設置於客/飯廳。
4. 不設4樓、13樓及14樓。

FITTINGS, FINISHES AND APPLIANCES

裝置、裝修物料及設備

Appliances Schedule 設備說明表

Appliances Schedule - Kitchen/Open Kitchen 設備說明表 - 廚房/開放式廚房

Tower 2 第2座

Appliance 設備	Brand Name 品牌名稱	Model No. 產品型號	G/F 地下								1/F-3/F, 5/F-12/F and 15/F-16/F 1樓至3樓，5樓至12樓及15樓至16樓								17/F 17樓		
			A	B	C	D	E	F	H	A	B	C	D	E	F	G	H	A	B	C	
Induction Hob 電磁爐	Miele	CS 1212-1i	-	-	1	-	-	-	1	-	-	-	-	-	-	-	1	1	1	1	
	Miele	KM6115	-	1	-	-	-	-	-	-	1	1	-	-	-	1	-	-	-	-	
CombiSet – Wok-burner Gas Hob 組合式炒鑊氣體煮食爐	Miele	CS 1018 G	1	-	-	1	-	-	-	1	-	-	1	-	-	-	-	1	1	1	
CombiSet – 2-burner Gas Hob 組合式雙頭氣體煮食爐	Miele	CS 1013-1	1	-	-	1	1	1	-	1	-	-	1	1	1	-	-	1	1	1	
CombiSet - Barbecue Grill 組合式燒烤爐	Miele	CS 1312 BG	-	-	-	-	-	-	-	-	-	-	-	-	-	-	-	-	-	-	
Slimline Cooker Hood 纖巧型抽油煙機	Miele	DA 3466 HP	-	1	1	-	1	1	1	-	1	1	-	1	1	1	1	-	-	-	
	Miele	DA 3496 HP	1	-	-	1	-	-	-	1	-	-	1	-	-	-	-	-	-	-	
Wall Mounted Cooker Hood 掛牆式抽油煙機	Miele	DA 4228 W	-	-	-	-	-	-	-	-	-	-	-	-	-	-	-	1	1	1	
Built-in Refrigerator 嵌入式雪櫃	De Dietrich	DRP1928JE	1	1>	1>	1	1	1	1>	1	1>	1>	1	1	1	1>	1>	2	2	2	
Built-under Wine Conditioning Unit 嵌入式酒櫃	Miele	KWT 6321 UG	-	-	-	-	-	-	-	-	-	-	-	-	-	-	-	1	1	1	
Built-in Microwave Combination Oven 嵌入式微波焗爐	Miele	H 6200 BM	-	-	-	-	-	-	-	-	-	-	-	-	-	-	-	1	1	1	
Built-in Steam Combination Oven 嵌入式蒸焗爐	Miele	DGC 6400	1	1	1	1	1	1	1>	1	1	1	1	1	1	1>	1>	-	-	-	
Built-in Steam Oven 嵌入式蒸爐	Miele	DG 6200	-	-	-	-	-	-	-	-	-	-	-	-	-	-	-	1	1	1	
Built-in Coffee Machine 嵌入式咖啡機	Miele	CVA 6401	-	-	-	-	-	-	-	-	-	-	-	-	-	-	-	1	1	1	
Built-in Dishwasher 嵌入式洗碗碟機	Miele	G 6660 SCVi	-	-	-	-	-	-	-	-	-	-	-	-	-	-	-	1	1	1	
Built-in Plate Warming Drawer 嵌入式暖碟機	Miele	ESW 6214	-	-	-	-	-	-	-	-	-	-	-	-	-	-	-	-	-	-	
Washer Dryer 二合一洗衣乾衣機	De Dietrich	DLZ792JU	1	1	1	1	1	1	1>	1	1	1	1	1	1	1>	1>	1<	1<	1	
Freestanding Washing Machine 獨立式洗衣機	Miele	WCI 660	-	-	-	-	-	-	-	-	-	-	-	-	-	-	-	-	-	-	
Freestanding Tumble Dryer 獨立式乾衣機	Miele	TKG 640 WP	-	-	-	-	-	-	-	-	-	-	-	-	-	-	-	-	-	-	
Gas Water Heater 煤氣熱水爐	TGC	TRJW162TFL	-	-	-	-	1	1	-	-	-	-	-	1	1	-	-	-	-	-	
	TGC	TRJW162TFQL	-	-	-	-	-	-	-	-	-	-	-	-	-	-	-	-	1	-	
	TGC	TRJW222TFQL	1	-	-	1	-	-	-	1	-	-	1	-	-	-	-	2	1	2	
Electric Water Heater 電熱水爐	STIEBEL ELTRON 斯寶亞創	DHB 27 STi	-	1	1	-	-	-	1	-	1	1	-	-	-	1	1	-	-	-	
Exhaust Fan 抽氣扇	Systemair	CBF 130M	1	-	-	1	1	1	-	1	-	-	1	1	1	-	-	1	1	1	

The Vendor undertakes that if lifts or appliances of the specified brand name or model number are not installed in the Development, lifts or appliances of comparable quality will be installed.

賣方承諾如發展項目中沒有安裝指明的品牌名稱或產品型號的升降機或設備，便會安裝品質相若的升降機或設備。

Notes:

1. The Symbol "-" as shown in the above table denotes "Not Provided" or "Not Applicable".
2. The Symbol "<" as shown in the above table, the appliances are installed in Utility Room.
3. The Symbol ">" as shown in the above table, the appliances are installed in Living / Dining room.
4. 4/F, 13/F and 14/F are omitted.

註：

1. 上述符號 "-" 表示不提供或不適用。
2. 上述符號 "<" 表示，設備設置於工作房。
3. 上述符號 ">" 表示，設備設置於客/飯廳。
4. 不設4樓、13樓及14樓。

FITTINGS, FINISHES AND APPLIANCES

裝置、裝修物料及設備

Appliances Schedule 設備說明表

Appliances Schedule - Kitchen/Open Kitchen 設備說明表 - 廚房/開放式廚房

Tower 3 第3座

Appliance 設備	Brand Name 品牌名稱	Model No. 產品型號	G/F 地下						1/F-3/F, 5/F-12/F and 15/F-16/F 1樓至3樓，5樓至12樓及15樓至16樓										17/F 17樓					
			E	F	G	H	J	K	A	B	C	D	E	F	G	H	J	K	L	A	B	C	D	E
Induction Hob 電磁爐	Miele	CS 1212-1i	-	1	1	-	-	-	-	-	-	-	1	1	1	-	-	-	-	1	1	1	1	1
	Miele	KM6115	1	-	-	1	1	1	-	1	-	1	-	-	-	1	1	1	1	-	-	-	-	-
CombiSet – Wok-burner Gas Hob 組合式炒鑊氣體煮食爐	Miele	CS 1018 G	-	-	-	-	-	-	1	-	1	-	-	-	-	-	-	-	-	1	1	1	1	1
CombiSet – 2-burner Gas Hob 組合式雙頭氣體煮食爐	Miele	CS 1013-1	-	-	-	-	-	-	1	-	1	-	-	-	-	-	-	-	-	1	1	1	1	1
CombiSet - Barbecue Grill 組合式燒烤爐	Miele	CS 1312 BG	-	-	-	-	-	-	-	-	-	-	-	-	-	-	-	-	-	-	-	-	-	-
Slimline Cooker Hood 纖巧型抽油煙機	Miele	DA 3466 HP	1	1	1	1	1	1	-	1	-	1	1	1	1	1	1	1	1	-	-	-	-	-
	Miele	DA 3496 HP	-	-	-	-	-	-	1	-	1	-	-	-	-	-	-	-	-	-	-	-	-	-
Wall Mounted Cooker Hood 掛牆式抽油煙機	Miele	DA 4228 W	-	-	-	-	-	-	-	-	-	-	-	-	-	-	-	-	-	1	1	1	1	1
Built-in Refrigerator 嵌入式雪櫃	De Dietrich	DRP1928JE	1>	1	1	1>	1	1	1	1>	1	1>	1>	1	1	1>	1	1	1	1	2	1	1	1
Built-under Wine Conditioning Unit 嵌入式酒櫃	Miele	KWT 6321 UG	-	-	-	-	-	-	-	-	-	-	-	-	-	-	-	-	-	1	1	1	1	1
Built-in Microwave Combination Oven 嵌入式微波焗爐	Miele	H 6200 BM	-	-	-	-	-	-	-	-	-	-	-	-	-	-	-	-	-	-	-	-	-	-
Built-in Steam Combination Oven 嵌入式蒸焗爐	Miele	DGC 6400	1>	1	1	1	1	1	1	1>	1	1>	1>	1	1	1	1	1	1	1	1	1	1	1
Built-in Coffee Machine 嵌入式咖啡機	Miele	CVA 6401	-	-	-	-	-	-	-	-	-	-	-	-	-	-	-	-	-	-	-	-	-	-
Built-in Dishwasher 嵌入式洗碗碟機	Miele	G 6660 SCVi	-	-	-	-	-	-	-	-	-	-	-	-	-	-	-	-	-	-	-	-	-	-
Built-in Plate Warming Drawer 嵌入式暖碟機	Miele	ESW 6214	-	-	-	-	-	-	-	-	-	-	-	-	-	-	-	-	-	-	-	-	-	-
Washer Dryer 二合一洗衣乾衣機	De Dietrich	DLZ792JU	1>	1	1	1	1	1	1	1>	1	1>	1>	1	1	1	1	1	1	1	1	1<	1	1<
Freestanding Washing Machine 獨立式洗衣機	Miele	WCI 660	-	-	-	-	-	-	-	-	-	-	-	-	-	-	-	-	-	-	-	-	-	-
Freestanding Tumble Dryer 獨立式乾衣機	Miele	TKG 640 WP	-		-	-	-	-	-		-	-	-	-	-	-	-	-	-	-	-	-	-	-
Gas Water Heater 煤氣熱水爐	TGC	TRJW162TFL	-	-	-	-	-	-	-	-	-	-	-	-	-	-	-	-	-	-	-	-	-	-
	TGC	TRJW162TFQL	-	-	-	-	-	-	-	-	-	-	-	-	-	-	-	-	-	-	-	-	-	-
	TGC	TRJW222TFQL	-	-	-	-	-	-	1	-	1	-	-	-	-	-	-	-	-	1	1	1	-	1
Electric Water Heater 電熱水爐	STIEBEL ELTRON 斯寶亞創	DHB 27 Sti	1	1	1	1	1	1	-	1	-	1	1	1	1	1	1	1	1	-	-	-	-	-
Exhaust Fan 抽氣扇	Systemair	CBF 130M	-	-	-	-	-	-	1	-	1	-	-	-	-	-	-	-	-	1	1	1	1	1

The Vendor undertakes that if lifts or appliances of the specified brand name or model number are not installed in the Development, lifts or appliances of comparable quality will be installed.

賣方承諾如發展項目中沒有安裝指明的品牌名稱或產品型號的升降機或設備，便會安裝品質相若的升降機或設備。

Notes:

1. The Symbol "-" as shown in the above table denotes "Not Provided" or "Not Applicable".
2. The Symbol "<" as shown in the above table, the appliances are installed in Utility Room.
3. The Symbol ">" as shown in the above table, the appliances are installed in Living / Dining room.
4. 4/F, 13/F and 14/F are omitted.

註：

1. 上述符號 "-" 表示不提供或不適用。
2. 上述符號 "<" 表示，設備設置於工作房。
3. 上述符號 ">" 表示，設備設置於客/飯廳。
4. 不設4樓、13樓及14樓。

FITTINGS, FINISHES AND APPLIANCES

裝置、裝修物料及設備

Appliances Schedule 設備說明表

Appliances Schedule - Kitchen/Open Kitchen 設備說明表 - 廚房/開放式廚房

Tower 5 第5座

Appliance 設備	Brand Name 品牌名稱	Model No. 產品型號	G/F 地下					1/F-3/F and 5/F-12/F 1樓至3樓及5樓至12樓										15/F 15樓				
			C	D	E	F	G	A	B	C	D	E	F	G	H	J	K	A	B	C	D	E
Induction Hob 電磁爐	Miele	CS 1212-li	1	-	1	1	1	-	-	1	-	1	1	1	-	-	1	1	-	-	1	-
	Miele	KM6115	-	1	-	-	-	-	1	-	1	-	-	-	-	-	-	-	-	-	-	-
CombiSet – Wok-burner Gas Hob 組合式炒鑊氣體煮食爐	Miele	CS 1018 G	-	-	-	-	-	1	-	-	-	-	-	-	-	-	-	1	1	1	1	1
CombiSet – 2-burner Gas Hob 組合式雙頭氣體煮食爐	Miele	CS 1013-1	-	-	-	-	-	1	-	-	-	-	-	-	1	1	-	1	1	1	1	1
CombiSet - Barbecue Grill 組合式燒烤爐	Miele	CS 1312 BG	-	-	-	-	-	-	-	-	-	-	-	-	-	-	-	-	-	-	-	-
Slimline Cooker Hood 纖巧型抽油煙機	Miele	DA 3466 HP	1	1	1	1	1	-	1	1	1	1	1	1	1	1	1	-	-	-	-	-
	Miele	DA 3496 HP	-	-	-	-	-	1	-	-	-	-	-	-	-	-	-	-	1	1	-	1
Wall Mounted Cooker Hood 掛牆式抽油煙機	Miele	DA 4228 W	-	-	-	-	-	-	-	-	-	-	-	-	-	-	-	1	-	-	1	-
Built-in Refrigerator 嵌入式雪櫃	De Dietrich	DRP1928JE	1	1	1	1	1	1	1>	1	1	1	1	1	1	1	1>	2	1	1	1	1
Built-under Wine Conditioning Unit 嵌入式酒櫃	Miele	KWT 6321 UG	-	-	-	-	-	-	-	-	-	-	-	-	-	-	-	1	-	-	1	-
Built-in Microwave Combination Oven 嵌入式微波焗爐	Miele	H 6200 BM	-	-	-	-	-	-	-	-	-	-	-	-	-	-	-	1	-	-	-	-
Built-in Steam Combination Oven 嵌入式蒸焗爐	Miele	DGC 6400	1	1	1	1	1	1	1	1	1	1	1	1	1	1	1>	-	1	1	1	1
Built-in Steam Oven 嵌入式蒸爐	Miele	DG 6200	-	-	-	-	-	-	-	-	-	-	-	-	-	-	-	1	-	-	-	-
Built-in Coffee Machine 嵌入式咖啡機	Miele	CVA 6401	-	-	-	-	-	-	-	-	-	-	-	-	-	-	-	1	-	-	1	-
Built-in Dishwasher 嵌入式洗碗碟機	Miele	G 6660 SCVi	-	-	-	-	-	-	-	-	-	-	-	-	-	-	-	1	-	-	-	-
Built-in Plate Warming Drawer 嵌入式暖碟機	Miele	ESW 6214	-	-	-	-	-	-	-	-	-	-	-	-	-	-	-	-	-	-	-	-
Washer Dryer 二合一洗衣乾衣機	De Dietrich	DLZ792JU	1	1	1	1	1	1	1	1	1	1	1	1	1	1	1>	1<	1	1	1	1
Freestanding Washing Machine 獨立式洗衣機	Miele	WCI 660	-	-	-	-	-	-	-	-	-	-	-	-	-	-	-	-	-	-	-	-
Freestanding Tumble Dryer 獨立式乾衣機	Miele	TKG 640 WP	-	-	-	-	-	-	-	-	-	-	-	-	-	-	-	-	-	-	-	-
Gas Water Heater 煤氣熱水爐	TGC	TRJW162TFL	-	-	-	-	-	-	-	-	-	-	-	-	-	-	-	-	-	-	-	-
	TGC	TRJW162TFQL	-	-	-	-	-	-	-	-	-	-	-	-	1	1	-	-	1	-	-	-
	TGC	TRJW222TFQL	-	-	-	-	-	1	-	-	-	-	-	-	-	-	-	1	-	-	1	1
Electric Water Heater 電熱水爐	STIEBEL ELTRON 斯寶亞創	DHB 27 STi	1	1	1	1	1	-	1	1	1	1	1	1	-	-	1	-	-	-	-	-
Exhaust Fan 抽氣扇	Systemair	CBF 130M	-	-	-	-	-	1	-	-	-	-	-	-	1	1	-	1	1	1	1	1

The Vendor undertakes that if lifts or appliances of the specified brand name or model number are not installed in the Development, lifts or appliances of comparable quality will be installed.

賣方承諾如發展項目中沒有安裝指明的品牌名稱或產品型號的升降機或設備，便會安裝品質相若的升降機或設備。

Notes:

1. The Symbol "-" as shown in the above table denotes "Not Provided" or "Not Applicable".
2. The Symbol "<" as shown in the above table, the appliances are installed in Utility Room.
3. The Symbol ">" as shown in the above table, the appliances are installed in Living / Dining room.
4. 4/F, 13/F and 14/F are omitted.

註：

1. 上述符號 "-" 表示不提供或不適用。
2. 上述符號 "<" 表示，設備設置於工作房。
3. 上述符號 ">" 表示，設備設置於客/飯廳。
4. 不設4樓、13樓及14樓。

FITTINGS, FINISHES AND APPLIANCES

裝置、裝修物料及設備

Appliances Schedule 設備說明表

Appliances Schedule - Kitchen/Open Kitchen 設備說明表 - 廚房/開放式廚房

Block H17-H18, H19-H20 & H21 第H17-H18座，H19-H20座及H21座

Appliance 設備	Brand Name 品牌名稱	Model No. 產品型號	1/F-3/F and 5/F 1樓至3樓及5樓									
			Block H17-H18 第H17-H18座				Block H19-H20 第H19-H20座				Block H21 第H21座	
			H17-A	H17-B	H18-A	H18-B	H19-A	H19-B	H20-A	H20-B	H21-A	H21-B
Induction Hob 電磁爐	Miele	CS 1212-li	-	1	-	1	-	1	-	1	-	1
	Miele	KM6115	1	-	1	-	1	-	1	-	1	-
CombiSet – Wok-burner Gas Hob 組合式炒鑊氣體煮食爐	Miele	CS 1018 G	-	-	-	-	-	-	-	-	-	-
CombiSet – 2-burner Gas Hob 組合式雙頭氣體煮食爐	Miele	CS 1013-1	-	-	-	-	-	-	-	-	-	-
CombiSet - Barbecue Grill 組合式燒烤爐	Miele	CS 1312 BG	-	-	-	-	-	-	-	-	-	-
Slimline Cooker Hood 纖巧型抽油煙機	Miele	DA 3466 HP	1	1	1	1	1	1	1	1	1	1
		DA 3496 HP	-	-	-	-	-	-	-	-	-	-
Wall Mounted Cooker Hood 掛牆式抽油煙機	Miele	DA 4228 W	-	-	-	-	-	-	-	-	-	-
Built-in Refrigerator 嵌入式雪櫃	De Dietrich	DRP1928JE	1	1	1	1	1	1	1	1	1	1
Built-under Wine Conditioning Unit 嵌入式酒櫃	Miele	KWT 6321 UG	-	-	-	-	-	-	-	-	-	-
Built-in Microwave Combination Oven 嵌入式微波焗爐	Miele	H 6200 BM	-	-	-	-	-	-	-	-	-	-
Built-in Steam Combination Oven 嵌入式蒸焗爐	Miele	DGC 6400	1	1	1	1	1	1	1	1	1	1
Built-in Coffee Machine 嵌入式咖啡機	Miele	CVA 6401	-	-	-	-	-	-	-	-	-	-
Built-in Dishwasher 嵌入式洗碗碟機	Miele	G 6660 SCVi	-	-	-	-	-	-	-	-	-	-
Built-in Plate Warming Drawer 嵌入式暖碟機	Miele	ESW 6214	-	-	-	-	-	-	-	-	-	-
Washer Dryer 二合一洗衣乾衣機	De Dietrich	DLZ792JU	1	1	1	1	1	1	1	1	1	1
Freestanding Washing Machine 獨立式洗衣機	Miele	WCI 660	-	-	-	-	-	-	-	-	-	-
Freestanding Tumble Dryer 獨立式乾衣機	Miele	TKG 640 WP	-	-	-	-	-	-	-	-	-	-
Electric Water Heater 電熱水爐	STIEBEL ELTRON 斯寶亞創	DHB 27 STi	1	1	1	1	1	1	1	1	1	1
Exhaust Fan 抽氣扇	Systemair	CBF 130M	-	-	-	-	-	-	-	-	1	-

The Vendor undertakes that if lifts or appliances of the specified brand name or model number are not installed in the Development, lifts or appliances of comparable quality will be installed.
賣方承諾如發展項目中沒有安裝指明的品牌名稱或產品型號的升降機或設備，便會安裝品質相若的升降機或設備。

Notes:

- 1. The Symbol "-" as shown in the above table denotes "Not Provided" or "Not Applicable".
- 2. The Symbol "<" as shown in the above table, the appliances are installed in Utility Room.
- 3. The Symbol ">" as shown in the above table, the appliances are installed in Living / Dining room.
- 4. 4/F is omitted.

註：

- 1. 上述符號 "-" 表示不提供或不適用。
- 2. 上述符號 "<" 表示，設備設置於工作房。
- 3. 上述符號 ">" 表示，設備設置於客/飯廳。
- 4. 不設4樓。

FITTINGS, FINISHES AND APPLIANCES

裝置、裝修物料及設備

Appliances Schedule 設備說明表

Appliances Schedule - Kitchen/Open Kitchen 設備說明表 - 廚房/開放式廚房

House 1-3, 5-12, 15 & 16 獨立屋1至3號、5至12號、15號及16號

Appliance 設備	Brand Name 品牌名稱	Model No. 產品型號	House Number 獨立屋編號												
			House 1 獨立屋 1號	House 2 獨立屋 2號	House 3 獨立屋 3號	House 5 獨立屋 5號	House 6 獨立屋 6號	House 7 獨立屋 7號	House 8 獨立屋 8號	House 9 獨立屋 9號	House 10 獨立屋 10號	House 11 獨立屋 11號	House 12 獨立屋 12號	House 15 獨立屋 15號	House 16 獨立屋 16號
Induction Hob 電磁爐	Miele	KM 6381	-	-	-	-	-	1>	-	-	-	-	-	-	-
CombiSet – Wok-burner Gas hob 組合式炒鑊氣體煮食爐	Miele	CS 1018 G	-	-	-	-	-	1	-	-	1	1	1	-	-
	Miele	CS 1028 G	-	-	1	-	1	-	-	-	-	-	-	-	1
CombiSet – 2-burner Gas hob 組合式雙頭氣體煮食爐	Miele	CS 1013-1	-	-	1	-	1	1	-	-	1	1	1	-	1
CombiSet - Barbecue grill 組合式燒烤爐	Miele	CS 1312 BG	-	-	1	-	-	1	-	-	1	1	1	-	-
	Miele	CS 1322 BG	-	-	-	-	1	-	-	-	-	-	-	-	1
CombiSet – Teppanyaki 組合式鐵板燒	Miele	CS 1327 Y	-	-	1	-	1	-	-	-	-	-	-	-	-
Wall mounted cooker hood 掛牆式抽油煙機	Miele	DA 4298 W	-	-	-	-	-	1	-	-	-	1	1	-	-
	Miele	DA 5328 W	-	-	1	-	1	-	-	-	-	-	-	-	1
	Miele	DA 4228	-	-	-	-	-	-	-	-	-	-	1	-	-
Slimline downdraft cooker hood 升降式抽油煙機	Miele	DA 6890	-	-	-	-	-	1>	-	-	-	-	-	-	-
Built-in Freezer 嵌入式冷藏櫃	Sub-Zero	ICBIC-24FI	-	-	2	-	1	-	-	-	-	-	-	-	-
Built-in Refrigerator 嵌入式雪櫃	Sub-Zero	ICBIC-24R	-	-	1	-	1	-	-	-	-	-	-	-	-
	Sub-Zero	ICBIW-24	-	-	-	-	-	1	-	-	-	-	-	-	-
	Miele	K 31222 UI	-	-	1	-	1#	-	-	-	-	-	-	-	-
	Miele	KF 1801 Vi	-	-	-	-	-	-	-	-	1	-	-	-	2
	De Dietrich	DRP 1928 JE	-	-	-	-	-	-	-	-	-	2	2	-	-
Built-in wine conditioning unit 嵌入式酒櫃	Sub-Zero	ICBIW-24	-	-	1	-	1	-	-	-	-	-	-	-	-
	Sub-Zero	ICBUW-24WS	-	-	-	-	-	1>	-	-	-	-	-	-	-
	Miele	KWT 6322 UG	-	-	-	-	1#	-	-	-	-	-	1	-	-
	Miele	KWT 1602Vi	-	-	-	-	-	-	-	-	-	-	-	-	1
	Miele	KWT 6321 UG	-	-	1	-	-	-	-	-	1	1	-	-	-
Built-in Oven 嵌入式焗爐	Miele	H 6890 BP	-	-	-	-	1	1	-	-	-	-	1	-	-
	Miele	H 7890 BP	-	-	1	-	-	-	-	-	1	1	-	-	1
Built-in Steam Oven 嵌入式蒸焗爐	Miele	DG 7440	-	-	1	-	-	-	-	-	1	1	-	-	1
	Miele	DG 6800	-	-	-	-	1	1	-	-	-	-	1	-	-
Built-in Coffee Machine 嵌入式咖啡機	Miele	CVA 6800	-	-	-	-	1	-	-	-	-	-	-	-	-
	Miele	CVA 6805	-	-	-	-	-	-	-	-	-	-	1	-	-
	Miele	CVA 7840	-	-	1	-	-	-	-	-	-	1	-	-	1

The Vendor undertakes that if lifts or appliances of the specified brand name or model number are not installed in the Development, lifts or appliances of comparable quality will be installed.

賣方承諾如發展項目中沒有安裝指明的品牌名稱或產品型號的升降機或設備，便會安裝品質相若的升降機或設備。

Notes:

1. The Symbol "-" as shown in the above table denotes "Not Provided".
2. The Symbol "<" as shown in the above table, the appliances are installed in Utility Room.
3. The Symbol ">" as shown in the above table, the appliances are installed in Dining Room.
4. The Symbol "#" as shown in the above table, the appliances are installed in Bedroom 3/Master Bedroom.

註：

1. 上述符號 "-" 表示不提供。
2. 上述符號 "<" 表示，設備裝置於工作房。
3. 上述符號 ">" 表示，設備裝置於飯廳。
4. 上述符號 "#" 表示，設備裝置於睡房3/主人睡房。

FITTINGS, FINISHES AND APPLIANCES

裝置、裝修物料及設備

Appliances Schedule 設備說明表

Appliances Schedule - Kitchen/Open Kitchen 設備說明表 - 廚房/開放式廚房

House 1-3, 5-12, 15 & 16 獨立屋1至3號、5至12號、15號及16號

Appliance 設備	Brand Name 品牌名稱	Model No. 產品型號	House Number 獨立屋編號												
			House 1 獨立屋 1號	House 2 獨立屋 2號	House 3 獨立屋 3號	House 5 獨立屋 5號	House 6 獨立屋 6號	House 7 獨立屋 7號	House 8 獨立屋 8號	House 9 獨立屋 9號	House 10 獨立屋 10號	House 11 獨立屋 11號	House 12 獨立屋 12號	House 15 獨立屋 15號	House 16 獨立屋 16號
Built-in Dishwasher 嵌入式洗碗碟機	Miele	G 7150 C SCVI	-	-	1	-	1	1	-	-	1	1	-	-	1
	Miele	G 6660 SCVI	-	-	-	-	-	-	-	-	-	-	1	-	-
Built-in Plate warming drawer 嵌入式暖碟機	Miele	ESW 6214	-	-	-	-	2	1	-	-	-	-	1	-	-
	Miele	ESW 7010 OBSW	-	-	2	-	-	-	-	-	1	2	-	-	1
Built-in Vacuum sealing drawer 嵌入式真空密封機	Miele	EVS 7010 OBSW	-	-	-	-	-	-	-	-	-	-	-	-	1
Freestanding Washing Machine 獨立式洗衣機	Miele	WCI 660	-	-	-	-	1<	1<	-	-	-	-	1<	-	-
	Miele	WEI 865	-	-	1	-	-	-	-	-	1	1	-	-	1
Freestanding Tumble Dryer 獨立式乾衣機	Miele	TCJ 680 WP	-	-	-	-	1<	1<	-	-	-	-	1<	-	-
	Miele	TEL 785 WP	-	-	1	-	-	-	-	-	-	-	-	-	-
	Miele	TEJ 665 WP	-	-	-	-	-	-	-	-	1	1	-	-	1
Gas Water Heater 煤氣熱水爐	TGC	TRJW 222 TFQL	3	3	3	3	3	3	3	3	3	3	3	3	3
Exhaust Fan 抽氣扇	Systemair	CBF 2000L	1	1	1	1	1	1	1	1	1	1	1	1	1

The Vendor undertakes that if lifts or appliances of the specified brand name or model number are not installed in the Development, lifts or appliances of comparable quality will be installed.
賣方承諾如發展項目中沒有安裝指明的品牌名稱或產品型號的升降機或設備，便會安裝品質相若的升降機或設備。

Notes:

- 1. The Symbol "-" as shown in the above table denotes "Not Provided".
- 2. The Symbol "<" as shown in the above table, the appliances are installed in Utility Room.
- 3. The Symbol ">" as shown in the above table, the appliances are installed in Dining Room.
- 4. The Symbol "#" as shown in the above table, the appliances are installed in Bedroom 3/Master Bedroom.

註：

- 1. 上述符號 "-" 表示不提供。
- 2. 上述符號 "<" 表示，設備裝置於工作房。
- 3. 上述符號 ">" 表示，設備裝置於飯廳。
- 4. 上述符號 "#" 表示，設備裝置於睡房3/主人睡房。

This is a blank page
此為空白頁

FITTINGS, FINISHES AND APPLIANCES

裝置、裝修物料及設備

Appliances Schedule 設備說明表

Appliances Schedule - Bathroom and Maintenance Void 設備說明表 - 浴室和維修空間

Tower 1 第1座

Location 位置	Appliance 設備	Brand Name 品牌名稱	Model No. 產品型號	G/F 地下								1/F-3/F, 5/F-12/F and 15/F 1樓至3樓，5樓至12樓及15樓								16/F 16樓		
				A	B	D	E	F	G	H	A	B	C	D	E	F	G	H	A	B	C	
Master Bathroom 主人浴室	Exhaust Fan 抽氣扇	Systemair	CBF 125M	-	1	-	-	-	-	-	-	1	-	-	-	-	-	-	1	1	1	
	Thermo Ventilator 浴室寶	Panasonic	FV-40BE2H	1	1	-	-	1	-	1	1	1	-	-	-	1	-	1	1	1	1	
Bathroom / Bathroom 1 浴室 / 浴室 1	Exhaust Fan 抽氣扇	Systemair	CBF 125M	-	1	1	-	-	1	1	-	1	1	1	-	-	1	1	-	1	1	
	Thermo Ventilator 浴室寶	Panasonic	FV-40BE2H	1	1	1	1	1	1	1	1	1	1	1	1	1	1	1	1	1	1	
Bathroom 2 浴室2	Exhaust Fan 抽氣扇	Systemair	CBF 125M	1	-	-	-	-	-	-	1	1	-	-	-	-	-	-	1	-	1	
	Thermo Ventilator 浴室寶	Panasonic	FV-40BE2H	1	1	-	-	-	-	-	1	1	-	-	-	-	-	-	1	-	1	
Bathroom 3 浴室3	Exhaust Fan 抽氣扇	Systemair	CBF 125M	-	-	-	-	-	-	-	-	-	-	-	-	-	-	-	1	-	-	
	Thermo Ventilator 浴室寶	Panasonic	FV-40BE2H	-	-	-	-	-	-	-	-	-	-	-	-	-	-	-	1	-	-	
Toilet 衛生間	Exhaust Fan 抽氣扇	Systemair	CBF 125M	1	1	-	-	1	-	1	1	1	-	-	-	1	-	1	1	1	1	
Powder Room 化妝間	Exhaust Fan 抽氣扇	Systemair	CBF 125M	-	-	-	-	-	-	-	-	-	-	-	-	-	-	-	1	-	-	

Tower 2 第2座

Location 位置	Appliance 設備	Brand Name 品牌名稱	Model No. 產品型號	G/F 地下								1/F-3/F, 5/F-12/F and 15/F-16/F 1樓至3樓，5樓至12樓及15樓至16樓								17/F 17樓		
				A	B	C	D	E	F	H	A	B	C	D	E	F	G	H	A	B	C	
Master Bathroom 主人浴室	Exhaust Fan 抽氣扇	Systemair	CBF 125M	-	-	-	-	-	-	-	-	-	-	-	-	-	-	-	1	-	1	
	Thermo Ventilator 浴室寶	Panasonic	FV-40BE2H	1	-	-	1	-	-	-	1	-	-	1	-	-	-	-	1	1	1	
Bathroom / Bathroom 1 浴室 / 浴室 1	Exhaust Fan 抽氣扇	Systemair	CBF 125M	1	1	1	-	-	-	1	1	1	1	-	-	-	1	1	-	1	-	
	Thermo Ventilator 浴室寶	Panasonic	FV-40BE2H	1	1	1	1	1	1	1	1	1	1	1	1	1	1	1	1	1	1	
Bathroom 2 浴室2	Exhaust Fan 抽氣扇	Systemair	CBF 125M	-	-	-	-	-	-	-	-	-	-	-	-	-	-	-	1	-	1	
	Thermo Ventilator 浴室寶	Panasonic	FV-40BE2H	-	-	-	-	-	-	-	-	-	-	-	-	-	-	-	1	-	1	
Toilet 衛生間	Exhaust Fan 抽氣扇	Systemair	CBF 125M	1	-	-	1	-	-	-	1	-	-	1	-	-	-	-	1	1	1	
Maintenance Void 維修空間	Exhaust Fan 抽氣扇	Systemair	CBF 160M	-	-	-	-	-	-	-	-	-	-	-	-	-	-	-	1	-	-	

The Vendor undertakes that if lifts or appliances of the specified brand name or model number are not installed in the Development, lifts or appliances of comparable quality will be installed.
賣方承諾如發展項目中沒有安裝指明的品牌名稱或產品型號的升降機或設備，便會安裝品質相若的升降機或設備。

Notes:

1. The Symbol "-" as shown in the above table denotes "Not Provided" or "Not Applicable".
2. 4/F, 13/F and 14/F are omitted.

註：

1. 上述符號 "-" 表示不提供或不適用。
2. 不設4樓、13樓及14樓。

FITTINGS, FINISHES AND APPLIANCES

裝置、裝修物料及設備

Appliances Schedule 設備說明表

Appliances Schedule - Bathroom and Maintenance Void 設備說明表 - 浴室和維修空間

Tower 3 第3座

Location 位置	Appliance 設備	Brand Name 品牌名稱	Model No. 產品型號	G/F 地下						1/F-3/F, 5/F-12/F and 15/F-16/F 1樓至3樓，5樓至12樓及15樓至16樓										17/F 17樓					
				E	F	G	H	J	K	A	B	C	D	E	F	G	H	J	K	L	A	B	C	D	E
Master Bathroom 主人浴室	Exhaust Fan 抽氣扇	Systemair	CBF 125M	-	-	-	-	-	-	-	-	1	-	-	-	-	-	-	-	-	-	1	1	-	1
	Thermo Ventilator 浴室寶	Panasonic	FV-40BE2H	-	-	-	-	-	-	1	-	1	-	-	-	-	-	-	-	1	1	1	1	1	
	Gas Water Heater 煤氣熱水爐	TGC	TRJW222TFQL	-	-	-	-	-	-	-	-	-	-	-	-	-	-	-	-	-	-	-	-	1	-
Bathroom / Bathroom 1 浴室 / 浴室 1	Exhaust Fan 抽氣扇	Systemair	CBF 125M	1	1	1	-	1	1	-	1	1	1	1	1	1	-	1	1	1	1	1	1	1	1
	Thermo Ventilator 浴室寶	Panasonic	FV-40BE2H	1	1	1	1	1	1	1	1	1	1	1	1	1	1	1	1	1	1	1	1	1	1
	Electric Water Heater 電熱水爐	STIEBEL ELTRON 斯寶亞創	DHB 27 STi	1	-	-	-	-	-	-	-	-	-	-	-	-	-	-	-	-	-	-	-	-	-
Bathroom 2 浴室2	Exhaust Fan 抽氣扇	Systemair	CBF 125M	1	-	-	-	-	-	-	-	-	-	-	-	-	-	-	-	-	-	-	-	-	-
	Thermo Ventilator 浴室寶	Panasonic	FV-40BE2H	1	-	-	-	-	-	-	-	-	-	-	-	-	-	-	-	-	-	-	-	-	-
Toilet 衛生間	Exhaust Fan 抽氣扇	Systemair	CBF 125M	-	-	-	-	-	-	1	-	1	-	-	-	-	-	-	-	-	1	1	1	1	1
Maintenance Void 維修空間	Exhaust Fan 抽氣扇	Systemair	CBF 160M	-	-	-	-	-	-	-	-	-	-	-	-	-	-	-	-	-	-	1	-	-	-

Tower 5 第5座

Location 位置	Appliance 設備	Brand Name 品牌名稱	Model No. 產品型號	G/F 地下					1/F-3/F and 5/F-12/F 1樓至3樓及5樓至12樓										15/F 15樓				
				C	D	E	F	G	A	B	C	D	E	F	G	H	J	K	A	B	C	D	E
Master Bathroom 主人浴室	Thermo Ventilator 浴室寶	Panasonic	FV-40BE2H	-	-	-	-	-	1	-	-	-	-	-	-	-	-	-	1	1	1	1	1
Bathroom / Bathroom 1 浴室 / 浴室 1	Gas Water Heater 煤氣熱水爐	TGC	TRJW222TFQL	-	-	-	-	-	-	-	-	-	-	-	-	-	-	-	-	-	1	-	-
	Exhaust Fan 抽氣扇	Systemair	CBF 125M	-	-	1	1	1	-	1	-	-	1	1	1	-	-	1	-	1	1	1	-
	Thermo Ventilator 浴室寶	Panasonic	FV-40BE2H	1	1	1	1	1	1	1	1	1	1	1	1	1	1	1	1	1	1	1	1
Toilet 衛生間	Exhaust Fan 抽氣扇	Systemair	CBF 125M	-	-	-	-	-	1	-	-	-	-	-	-	-	-	-	1	-	1	1	1
Maintenance Void 維修空間	Exhaust Fan 抽氣扇	Systemair	CBF 160M	-	-	-	-	-	-	-	-	-	-	-	-	-	-	-	-	-	-	1	-

The Vendor undertakes that if lifts or appliances of the specified brand name or model number are not installed in the Development, lifts or appliances of comparable quality will be installed.
賣方承諾如發展項目中沒有安裝指明的品牌名稱或產品型號的升降機或設備，便會安裝品質相若的升降機或設備。

Notes:

1. The Symbol "-" as shown in the above table denotes "Not Provided" or "Not Applicable".
2. 4/F, 13/F and 14/F are omitted.

註：

1. 上述符號 "-" 表示不提供或不適用。
2. 不設4樓、13樓及14樓。

FITTINGS, FINISHES AND APPLIANCES

裝置、裝修物料及設備

Appliances Schedule 設備說明表

Appliances Schedule - Bathroom 設備說明表 - 浴室

Block H17-H18, H19-H20 & H21 第H17-H18座，H19-H20座及H21座

Location 位置	Appliance 設備	Brand Name 品牌名稱	Model No. 產品型號	1/F-3/F and 5/F 1樓至3樓及5樓									
				Block H17-H18 第H17-H18座				Block H19-H20 第H19-H20座				Block H21 第H21座	
				H17-A	H17-B	H18-A	H18-B	H19-A	H19-B	H20-A	H20-B	H21-A	H21-B
Bathroom 浴室	Thermo Ventilator 浴室寶	Panasonic	FV-40BE2H	1	1	1	1	1	1	1	1	1	1

The Vendor undertakes that if lifts or appliances of the specified brand name or model number are not installed in the Development, lifts or appliances of comparable quality will be installed.
賣方承諾如發展項目中沒有安裝指明的品牌名稱或產品型號的升降機或設備，便會安裝品質相若的升降機或設備。

Notes:

- 1. The Symbol "-" as shown in the above table denotes "Not Provided" or "Not Applicable".
- 2. 4/F is omitted.

註：

- 1. 上述符號 "-" 表示不提供或不適用。
- 2. 不設4樓。

FITTINGS, FINISHES AND APPLIANCES

裝置、裝修物料及設備

Appliances Schedule 設備說明表

Appliances Schedule - Bathroom and Plant Room 設備說明表 - 浴室和機房

House 1-3, 5-12, 15 & 16 獨立屋1至3號、5至12號、15號及16號

Location 位置	Appliance 設備	Brand Name 品牌名稱	Model No. 產品型號	House Number 獨立屋編號												
				House 1 獨立屋 1號	House 2 獨立屋 2號	House 3 獨立屋 3號	House 5 獨立屋 5號	House 6 獨立屋 6號	House 7 獨立屋 7號	House 8 獨立屋 8號	House 9 獨立屋 9號	House 10 獨立屋 10號	House 11 獨立屋 11號	House 12 獨立屋 12號	House 15 獨立屋 15號	House 16 獨立屋 16號
Master Bathroom 主人浴室	Exhaust Fan 抽氣扇	Systemair	CBF 160M	1	1	-	1	-	-	1	1	1	1	1	1	1
	Thermo Ventilator 浴室寶	Kohler	K77315TMZ	-	-	1	-	1	-	-	-	-	-	1	-	-
		Kohler	K77316TMZ	-	-	-	-	-	1	-	-	-	-	-	-	-
		Panasonic	FV-40BE3H	-	-	-	-	-	-	-	-	1	1	-	-	1
	Steam Generator 蒸氣機	Kohler	K-5531T-NA	-	-	1	-	1	1	-	-	-	-	-	-	-
Bathroom 1 浴室1	Exhaust Fan 抽氣扇	Systemair	CBF 125M	1	1	-	1	-	-	1	1	1	1	-	1	1
	Thermo Ventilator 浴室寶	Kohler	K77316TMZ	-	-	1	-	1	1	-	-	-	-	1	-	-
		Panasonic	FV-40BE3H	-	-	-	-	-	-	-	-	1	1	-	-	1
Bathroom 2 浴室2	Exhaust Fan 抽氣扇	Systemair	CBF 125M	1	1	-	1	-	-	1	1	1	1	-	1	1
	Thermo Ventilator 浴室寶	Kohler	K77316TMZ	-	-	1	-	1	1	-	-	-	-	1	-	-
		Panasonic	FV-40BE3H	-	-	-	-	-	-	-	-	1	1	-	-	1
Bathroom 3 浴室3 / Bathroom 3/4 浴室3/4	Exhaust Fan 抽氣扇	Systemair	CBF 125M	1	1	-	1	-	-	1	1	1	1	-	1	1
	Thermo Ventilator 浴室寶	Kohler	K77316TMZ	-	-	1	-	1	1	-	-	-	-	1	-	-
		Panasonic	FV-40BE3H	-	-	-	-	-	-	-	-	1	1	-	-	1
Utility Room 1 工作房1	Exhaust Fan 抽氣扇	Systemair	CBF 125M	-	-	-	1	-	-	-	-	-	-	1	1	-
	Gas Water Heater 煤氣熱水爐	TGC	TRJW222TFQL	-	-	-	-	-	-	-	-	-	3	3	3	3
Utility Room 2 工作房2	Exhaust Fan 抽氣扇	Systemair	CBF 125M	-	-	1	-	1	-	-	-	-	2	1	1	1
Lavatory 洗手間	Exhaust Fan 抽氣扇	Systemair	CBF 125M	1	1	1	1	1	1	1	1	-	-	1	1	1
Powder Room 化妝間	Exhaust Fan 抽氣扇	Systemair	CBF 125M	1	1	1	1	1	1	1	1	1	1	1	1	1
Potable and Flushing Water Pump Room 食水及沖廁水泵房	Exhaust Fan 抽氣扇	Systemair	QSR 200	1	1	1	1	1	1	1	1	1	1	1	1	1
Hose Reel Plant Room 消防喉轆機房	Exhaust Fan 抽氣扇	Systemair	QSR 200	1	1	1	1	1	1	1	1	1	1	1	1	1

The Vendor undertakes that if lifts or appliances of the specified brand name or model number are not installed in the Development, lifts or appliances of comparable quality will be installed.
賣方承諾如發展項目中沒有安裝指明的品牌名稱或產品型號的升降機或設備，便會安裝品質相若的升降機或設備。

Notes:

1. The Symbol "-" as shown in the above table denotes "Not Provided" or "Not Applicable".
2. House 4, House 13 and House 14 are omitted.

註：

1. 上述符號 "-" 表示不提供或不適用。
2. 不設獨立屋4號，13號及14號。

FITTINGS, FINISHES AND APPLIANCES

裝置、裝修物料及設備

Appliances Schedule 設備說明表

Appliances Schedule - Air Conditioner 設備說明表 - 冷氣機

Tower 1 第1座

Location 位置	Appliance 設備	Brand Name 品牌名稱	Model No. 產品型號		G/F 地下								1/F-3/F, 5/F-12/F and 15/F 1樓至3樓，5樓至12樓及15樓								16/F 16樓		
			Indoor unit 室內機	Outdoor unit 室外機	A	B	D	E	F	G	H	A	B	C	D	E	F	G	H	A	B	C	
Living Room and Dining Room 客廳及飯廳	Split-type Air-Conditioner 分體式冷氣機	Mitsubishi Heavy Industries 三菱重工	SRK50ZS-S	SRC50ZS-S	-	-	1	1	1	-	1	-	-	1	1	1	-	1	-	2	2		
	Multi-split type Air-Conditioner 分體式冷氣機	Mitsubishi Heavy Industries 三菱重工	SRK50ZS-S	SCM80ZM-S1	2	2	-	-	-	-	-	2	2	-	-	-	-	-	-	-	-		
	Multi-split type Air-Conditioner 分體式冷氣機	Mitsubishi Heavy Industries 三菱重工	SRK50ZS-S	SCM80ZM-S1	-	-	-	-	-	1*	-	-	-	-	-	-	1*	-	-	-	-		
	VRV Air-Conditioner 變頻多聯式冷氣機	Mitsubishi Heavy Industries 三菱重工	FDUT56KXE6F-E	FDC224KXZPE1	-	-	-	-	-	-	-	-	-	-	-	-	-	-	5*	-	-		
Master Bedroom 主人睡房	Split-type Air-Conditioner 分體式冷氣機	Mitsubishi Heavy Industries 三菱重工	SRK50ZS-S	SRC50ZS-S	1	-	-	-	-	-	-	1	-	-	-	-	-	-	-	-	-		
	Multi-split type Air-Conditioner 分體式冷氣機	Mitsubishi Heavy Industries 三菱重工	SRK35ZS-S	SCM60ZM-S	-	-	-	-	1*	-	1*	-	-	-	-	1*	-	1*	-	-	-		
	Multi-split type Air-Conditioner 分體式冷氣機	Mitsubishi Heavy Industries 三菱重工	SRK50ZS-S	SCM80ZM-S1	-	2	-	-	-	-	-	-	1*	-	-	-	-	-	-	2*	1*		
	VRV Air-Conditioner 變頻多聯式冷氣機	Mitsubishi Heavy Industries 三菱重工	FDK56KXZE1	FDC224KXZPE1	-	-	-	-	-	-	-	-	-	-	-	-	-	-	2*	-	-		

The Vendor undertakes that if lifts or appliances of the specified brand name or model number are not installed in the Development, lifts or appliances of comparable quality will be installed.
賣方承諾如發展項目中沒有安裝指明的品牌名稱或產品型號的升降機或設備，便會安裝品質相若的升降機或設備。

- Notes:
1. The symbol “ - ” as shown in the above table denotes “ Not Provided ” or “ Not Applicable ”.
 2. The symbol “*” as shown in the above table denotes shared outdoor unit for different location of a flat.
 3. 4/F, 13/F and 14/F are omitted.

- 註：
1. 上述符號 “ - ” 表示不提供或不適用。
 2. 上述符號 “*” 表示同一單位不同位置共用一部室外機。
 3. 不設4樓、13樓及14樓。

FITTINGS, FINISHES AND APPLIANCES

裝置、裝修物料及設備

Appliances Schedule 設備說明表

Appliances Schedule - Air Conditioner 設備說明表 - 冷氣機

Tower 1 第1座

Location 位置	Appliance 設備	Brand Name 品牌名稱	Model No. 產品型號		G/F 地下								1/F-3/F, 5/F-12/F and 15/F 1樓至3樓，5樓至12樓及15樓								16/F 16樓		
			Indoor unit 室內機	Outdoor unit 室外機	A	B	D	E	F	G	H	A	B	C	D	E	F	G	H	A	B	C	
Bedroom / Bedroom 1 睡房 / 睡房 1	Multi-split type Air-Conditioner 分體式冷氣機	Mitsubishi Heavy Industries 三菱重工	SRK25ZS-S	SRC50ZS-S	1*	-	1*	-	-	-	1*	-	-	-	1*	-	1*	-	-	-	-	-	
	Multi-split type Air-Conditioner 分體式冷氣機	Mitsubishi Heavy Industries 三菱重工	SRK25ZS-S	SCM60ZM-S	-	-	-	-	1*	-	-	-	-	-	-	-	-	-	1*	-	-	-	
	Multi-split type Air-Conditioner 分體式冷氣機	Mitsubishi Heavy Industries 三菱重工	SRK25ZS-S	SCM80ZM-S1	-	-	-	-	-	1*	-	-	-	-	-	-	-	1*	-	-	-	-	
	Multi-split type Air-Conditioner 分體式冷氣機	Mitsubishi Heavy Industries 三菱重工	SRK35ZS-S	SCM80ZM-S1	-	-	-	-	-	-	-	-	1*	-	-	-	-	-	-	-	1*	-	
	Multi-split type Air-Conditioner 分體式冷氣機	Mitsubishi Heavy Industries 三菱重工	SRK35ZS-S	SCM71ZM-S1	-	-	-	-	-	-	-	-	-	-	-	-	-	-	-	-	-	1*	
	Multi-split type Air-Conditioner 分體式冷氣機	Mitsubishi Heavy Industries 三菱重工	SRK35ZS-S	SCM60ZM-S	-	1*	-	1*	-	-	-	1*	-	1*	-	1*	-	-	-	-	-	-	-
	VRV Air-Conditioner 變頻多聯式冷氣機	Mitsubishi Heavy Industries 三菱重工	FDK56KXZE1	FDC224KXZPE1	-	-	-	-	-	-	-	-	-	-	-	-	-	-	-	1*	-	-	
Bedroom 2 睡房 2	Multi-split type Air-Conditioner 分體式冷氣機	Mitsubishi Heavy Industries 三菱重工	SRK25ZS-S	SRC50ZS-S	1*	-	1*	-	1*	-	-	1*	1*	-	1*	-	-	-	1*	-	-	-	
	Multi-split type Air-Conditioner 分體式冷氣機	Mitsubishi Heavy Industries 三菱重工	SRK25ZS-S	SCM60ZM-S	-	-	-	1*	-	-	1*	-	-	1*	-	1*	1*	-	-	-	-	-	
	Multi-split type Air-Conditioner 分體式冷氣機	Mitsubishi Heavy Industries 三菱重工	SRK35ZS-S	SCM80ZM-S1	-	-	-	-	-	-	-	-	-	-	-	-	-	-	-	-	1*	-	
	Multi-split type Air-Conditioner 分體式冷氣機	Mitsubishi Heavy Industries 三菱重工	SRK35ZS-S	SCM71ZM-S1	-	1*	-	-	-	-	-	-	-	-	-	-	-	-	-	-	-	1*	
	VRV Air-Conditioner 變頻多聯式冷氣機	Mitsubishi Heavy Industries 三菱重工	FDK56KXZE1	FDC224KXZPE1	-	-	-	-	-	-	-	-	-	-	-	-	-	-	-	1*	-	-	

The Vendor undertakes that if lifts or appliances of the specified brand name or model number are not installed in the Development, lifts or appliances of comparable quality will be installed.

賣方承諾如發展項目中沒有安裝指明的品牌名稱或產品型號的升降機或設備，便會安裝品質相若的升降機或設備。

- Notes:
1. The symbol “ - ” as shown in the above table denotes “ Not Provided ” or “ Not Applicable ”.
 2. The symbol “*” as shown in the above table denotes shared outdoor unit for different location of a flat.
 3. 4/F, 13/F and 14/F are omitted.

- 註：
1. 上述符號 “ - ” 表示不提供或不適用。
 2. 上述符號 “*” 表示同一單位不同位置共用一部室外機。
 3. 不設4樓、13樓及14樓。

FITTINGS, FINISHES AND APPLIANCES

裝置、裝修物料及設備

Appliances Schedule 設備說明表

Appliances Schedule - Air Conditioner 設備說明表 - 冷氣機

Tower 1 第1座

Location 位置	Appliance 設備	Brand Name 品牌名稱	Model No. 產品型號		G/F 地下								1/F-3/F, 5/F-12/F and 15/F 1樓至3樓，5樓至12樓及15樓								16/F 16樓		
			Indoor unit 室內機	Outdoor unit 室外機	A	B	D	E	F	G	H	A	B	C	D	E	F	G	H	A	B	C	
Bedroom 3 睡房 3	Multi-split type Air-Conditioner 分體式冷氣機	Mitsubishi Heavy Industries 三菱重工	SRK25ZS-S	SRC50ZS-S	1*	-	-	-	-	-	-	-	1*	1*	-	-	-	-	-	-	-	-	-
	Multi-split type Air-Conditioner 分體式冷氣機	Mitsubishi Heavy Industries 三菱重工	SRK35ZS-S	SCM71ZM-S1	-	1*	-	-	-	-	-	-	-	-	-	-	-	-	-	-	-	-	
	VRV Air-Conditioner 變頻多聯式冷氣機	Mitsubishi Heavy Industries 三菱重工	FDK56KXZE1	FDC224KXZPE1	-	-	-	-	-	-	-	-	-	-	-	-	-	-	-	-	1*	-	-
Family Room 家庭室	VRV Air-Conditioner 變頻多聯式冷氣機	Mitsubishi Heavy Industries 三菱重工	FDUT56KXE6F-E	FDC224KXZPE1	-	-	-	-	-	-	-	-	-	-	-	-	-	-	-	-	1*	-	-
Study / Closet 書房 / 衣帽間	VRV Air-Conditioner 變頻多聯式冷氣機	Mitsubishi Heavy Industries 三菱重工	FDK56KXZE1	FDC224KXZPE1	-	-	-	-	-	-	-	-	-	-	-	-	-	-	-	-	1*	-	-
Utility Room 工作房	Split-type Air-Conditioner 分體式冷氣機	Mitsubishi Heavy Industries 三菱重工	SRK25ZS-S	SRC25ZS-S	-	-	-	-	-	-	-	-	-	1	-	-	-	-	-	-	-	1	-
	Multi-split type Air-Conditioner 分體式冷氣機	Mitsubishi Heavy Industries 三菱重工	SRK25ZS-S	SCM80ZM-S1	-	-	-	-	-	-	-	-	-	-	-	-	-	-	-	-	-	-	1*
	Multi-split type Air-Conditioner 分體式冷氣機	Mitsubishi Heavy Industries 三菱重工	SRK25ZS-S	SCM60ZM-S	-	1*	-	-	-	-	-	-	1*	-	-	-	-	-	-	-	-	-	-
	Multi-split type Air-Conditioner 分體式冷氣機	Mitsubishi Heavy Industries 三菱重工	SRK25ZS-S	SCM50ZS-S	1*	-	-	-	1*	-	1*	-	-	-	-	-	1*	-	1*	-	-	-	-
	VRV Air-Conditioner 變頻多聯式冷氣機	Mitsubishi Heavy Industries 三菱重工	FDK28KXZE1	FDC224KXZPE1	-	-	-	-	-	-	-	-	-	-	-	-	-	-	-	-	1*	-	-

The Vendor undertakes that if lifts or appliances of the specified brand name or model number are not installed in the Development, lifts or appliances of comparable quality will be installed.
賣方承諾如發展項目中沒有安裝指明的品牌名稱或產品型號的升降機或設備，便會安裝品質相若的升降機或設備。

- Notes:
- 1. The symbol “ - ” as shown in the above table denotes “ Not Provided ” or “ Not Applicable ”.
 - 2. The symbol “*” as shown in the above table denotes shared outdoor unit for different location of a flat.
 - 3. 4/F, 13/F and 14/F are omitted.

- 註：
- 1. 上述符號 “ - ” 表示不提供或不適用。
 - 2. 上述符號 “*” 表示同一單位不同位置共用一部室外機。
 - 3. 不設4樓、13樓及14樓。

FITTINGS, FINISHES AND APPLIANCES

裝置、裝修物料及設備

Appliances Schedule 設備說明表

Appliances Schedule - Air Conditioner 設備說明表 - 冷氣機

Tower 2 第2座

Location 位置	Appliance 設備	Brand Name 品牌名稱	Model No. 產品型號		G/F 地下								1/F-3/F, 5/F-12/F and 15/F-16/F 1樓至3樓，5樓至12樓及15樓至16樓								17/F 17樓		
			Indoor unit 室內機	Outdoor unit 室外機	A	B	C	D	E	F	H	A	B	C	D	E	F	G	H	A	B	C	
Living Room and Dining Room 客廳及飯廳	Split-type Air-Conditioner 分體式冷氣機	Mitsubishi Heavy Industries 三菱重工	SRK50ZS-S	SRC50ZS-S	1	1	-	1	1	1	-	1	1	-	1	1	1	1	-	-	-	-	
	Multi-split type Air-Conditioner 分體式冷氣機	Mitsubishi Heavy Industries 三菱重工	SRK35ZS-S	SCM60ZM-S	-	-	-	-	-	-	1*	-	-	-	-	-	-	-	1*	-	-	-	
	Multi-split type Air-Conditioner 分體式冷氣機	Mitsubishi Heavy Industries 三菱重工	SRK50ZS-S	SCM80ZM-S1	-	-	1*	-	-	-	-	-	-	1*	-	-	-	-	-	-	-	-	
	VRV Air-Conditioner 變頻多聯式冷氣機	Mitsubishi Heavy Industries 三菱重工	FDK56KXZE1	FDC224KXZPE1	-	-	-	-	-	-	-	-	-	-	-	-	-	-	-	2*	-	-	
	VRV Air-Conditioner 變頻多聯式冷氣機	Mitsubishi Heavy Industries 三菱重工	FDK56KXZE1	FDC155KXES6	-	-	-	-	-	-	-	-	-	-	-	-	-	-	-	-	2*	2*	
Master Bedroom 主人睡房	Multi-split type Air-Conditioner 分體式冷氣機	Mitsubishi Heavy Industries 三菱重工	SRK35ZS-S	SCM60ZM-S	1*	-	-	1*	-	-	-	1*	-	-	1*	-	-	-	-	-	-	-	
	VRV Air-Conditioner 變頻多聯式冷氣機	Mitsubishi Heavy Industries 三菱重工	FDK36KXZE1	FDC224KXZPE1	-	-	-	-	-	-	-	-	-	-	-	-	-	-	-	2*	-	-	
	VRV Air-Conditioner 變頻多聯式冷氣機	Mitsubishi Heavy Industries 三菱重工	FDK56KXZE1	FDC155KXES6	-	-	-	-	-	-	-	-	-	-	-	-	-	-	-	-	1*	1*	

The Vendor undertakes that if lifts or appliances of the specified brand name or model number are not installed in the Development, lifts or appliances of comparable quality will be installed.
賣方承諾如發展項目中沒有安裝指明的品牌名稱或產品型號的升降機或設備，便會安裝品質相若的升降機或設備。

- Notes:
1. The symbol “ - ” as shown in the above table denotes “ Not Provided ” or “ Not Applicable ”.
 2. The symbol “*” as shown in the above table denotes shared outdoor unit for different location of a flat.
 3. 4/F, 13/F and 14/F are omitted.

- 註：
1. 上述符號 “ - ” 表示不提供或不適用。
 2. 上述符號 “*” 表示同一單位不同位置共用一部室外機。
 3. 不設4樓、13樓及14樓。

FITTINGS, FINISHES AND APPLIANCES

裝置、裝修物料及設備

Appliances Schedule 設備說明表

Appliances Schedule - Air Conditioner 設備說明表 - 冷氣機

Tower 2 第2座

Location 位置	Appliance 設備	Brand Name 品牌名稱	Model No. 產品型號		G/F 地下								1/F-3/F, 5/F-12/F and 15/F-16/F 1樓至3樓，5樓至12樓及15樓至16樓								17/F 17樓		
			Indoor unit 室內機	Outdoor unit 室外機	A	B	C	D	E	F	H	A	B	C	D	E	F	G	H	A	B	C	
Bedroom / Bedroom 1 睡房 / 睡房 1	Multi-split type Air-Conditioner 分體式冷氣機	Mitsubishi Heavy Industries 三菱重工	SRK25ZS-S	SCM50ZS-S	1*	-	-	1*	1*	1*	-	1*	-	-	1*	1*	1*	-	-	-	-	-	
	Multi-split type Air-Conditioner 分體式冷氣機	Mitsubishi Heavy Industries 三菱重工	SRK25ZS-S	SCM60ZM-S	-	1*	-	-	-	-	1*	-	1*	-	-	-	-	-	1*	-	-	-	
	Multi-split type Air-Conditioner 分體式冷氣機	Mitsubishi Heavy Industries 三菱重工	SRK25ZS-S	SCM80ZM-S1	-	-	1*	-	-	-	-	-	-	1*	-	-	-	-	-	-	-	-	
	Multi-split type Air-Conditioner 分體式冷氣機	Mitsubishi Heavy Industries 三菱重工	SRK35ZS-S	SCM60ZM-S	-	-	-	-	-	-	-	-	-	-	-	-	-	1*	-	-	-	-	
	VRV Air-Conditioner 變頻多聯式冷氣機	Mitsubishi Heavy Industries 三菱重工	FDK28KXZE1	FDC155KXES6	-	-	-	-	-	-	-	-	-	-	-	-	-	-	-	-	1*	-	
	VRV Air-Conditioner 變頻多聯式冷氣機	Mitsubishi Heavy Industries 三菱重工	FDK36KXZE1	FDC155KXES6	-	-	-	-	-	-	-	-	-	-	-	-	-	-	-	-	-	1*	
	VRV Air-Conditioner 變頻多聯式冷氣機	Mitsubishi Heavy Industries 三菱重工	FDK56KXZE1	FDC224KXZPE1	-	-	-	-	-	-	-	-	-	-	-	-	-	-	-	1*	-	-	
Bedroom 2 睡房 2	Split-type Air-Conditioner 分體式冷氣機	Mitsubishi Heavy Industries 三菱重工	SRK25ZS-S	SRC25ZS-S	-	-	-	-	-	-	-	-	-	1	-	-	-	-	-	-	-	-	
	Multi-split type Air-Conditioner 分體式冷氣機	Mitsubishi Heavy Industries 三菱重工	SRK25ZS-S	SCM50ZS-S	1*	-	-	-	1*	1*	-	1*	-	-	-	1*	1*	-	-	-	-	-	
	Multi-split type Air-Conditioner 分體式冷氣機	Mitsubishi Heavy Industries 三菱重工	SRK25ZS-S	SCM60ZM-S	-	-	-	1*	-	-	-	-	-	-	1*	-	-	1*	-	-	-	-	
	Multi-split type Air-Conditioner 分體式冷氣機	Mitsubishi Heavy Industries 三菱重工	SRK35ZS-S	SCM60ZM-S	-	1*	-	-	-	-	-	-	1*	-	-	-	-	-	-	-	-	-	
	VRV Air-Conditioner 變頻多聯式冷氣機	Mitsubishi Heavy Industries 三菱重工	FDK28KXZE1	FDC155KXES6	-	-	-	-	-	-	-	-	-	-	-	-	-	-	-	-	1*	1*	
	VRV Air-Conditioner 變頻多聯式冷氣機	Mitsubishi Heavy Industries 三菱重工	FDK36KXZE1	FDC224KXZPE1	-	-	-	-	-	-	-	-	-	-	-	-	-	-	-	1*	-	-	

The Vendor undertakes that if lifts or appliances of the specified brand name or model number are not installed in the Development, lifts or appliances of comparable quality will be installed.
賣方承諾如發展項目中沒有安裝指明的品牌名稱或產品型號的升降機或設備，便會安裝品質相若的升降機或設備。

- Notes:
1. The symbol “ - ” as shown in the above table denotes “ Not Provided ” or “ Not Applicable ”.
 2. The symbol “*” as shown in the above table denotes shared outdoor unit for different location of a flat.
 3. 4/F, 13/F and 14/F are omitted.

- 註：
1. 上述符號“-”表示不提供或不適用。
 2. 上述符號“*”表示同一單位不同位置共用一部室外機。
 3. 不設4樓、13樓及14樓。

FITTINGS, FINISHES AND APPLIANCES

裝置、裝修物料及設備

Appliances Schedule 設備說明表

Appliances Schedule - Air Conditioner 設備說明表 - 冷氣機

Tower 2 第2座

Location 位置	Appliance 設備	Brand Name 品牌名稱	Model No. 產品型號		G/F 地下								1/F-3/F, 5/F-12/F and 15/F-16/F 1樓至3樓，5樓至12樓及15樓至16樓								17/F 17樓		
			Indoor unit 室內機	Outdoor unit 室外機	A	B	C	D	E	F	H	A	B	C	D	E	F	G	H	A	B	C	
Bedroom 3 睡房 3	VRV Air-Conditioner 變頻多聯式冷氣機	Mitsubishi Heavy Industries 三菱重工	FDK28KXZE1	FDC155KXES6	-	-	-	-	-	-	-	-	-	-	-	-	-	-	-	-	-	-	1*
	VRV Air-Conditioner 變頻多聯式冷氣機	Mitsubishi Heavy Industries 三菱重工	FDK36KXZE1	FDC224KXZPE1	-	-	-	-	-	-	-	-	-	-	-	-	-	-	-	1*	-	-	
	VRV Air-Conditioner 變頻多聯式冷氣機	Mitsubishi Heavy Industries 三菱重工	FDK36KXZE1	FDC155KXES6	-	-	-	-	-	-	-	-	-	-	-	-	-	-	-	-	1*	-	
Utility Room 工作房	Multi-split type Air-Conditioner 分體式冷氣機	Mitsubishi Heavy Industries 三菱重工	SRK25ZS-S	SCM50ZS-S	-	-	-	1*	-	-	-	-	-	-	-	1*	-	-	-	-	-	-	-
	Multi-split type Air-Conditioner 分體式冷氣機	Mitsubishi Heavy Industries 三菱重工	SRK25ZS-S	SCM60ZM-S	1*	-	-	-	-	-	-	1*	-	-	-	-	-	-	-	-	-	-	
	VRV Air-Conditioner 變頻多聯式冷氣機	Mitsubishi Heavy Industries 三菱重工	FDK28KXZE1	FDC224KXZPE1	-	-	-	-	-	-	-	-	-	-	-	-	-	-	-	1*	-	-	
	VRV Air-Conditioner 變頻多聯式冷氣機	Mitsubishi Heavy Industries 三菱重工	FDK28KXZE1	FDC155KXES6	-	-	-	-	-	-	-	-	-	-	-	-	-	-	-	-	1*	1*	

The Vendor undertakes that if lifts or appliances of the specified brand name or model number are not installed in the Development, lifts or appliances of comparable quality will be installed.
賣方承諾如發展項目中沒有安裝指明的品牌名稱或產品型號的升降機或設備，便會安裝品質相若的升降機或設備。

- Notes:
1. The symbol “ - ” as shown in the above table denotes “ Not Provided ” or “ Not Applicable ”.
 2. The symbol “*” as shown in the above table denotes shared outdoor unit for different location of a flat.
 3. 4/F, 13/F and 14/F are omitted.

- 註：
1. 上述符號 “ - ” 表示不提供或不適用。
 2. 上述符號 “*” 表示同一單位不同位置共用一部室外機。
 3. 不設4樓、13樓及14樓。

FITTINGS, FINISHES AND APPLIANCES

裝置、裝修物料及設備

Appliances Schedule 設備說明表

Appliances Schedule - Air Conditioner 設備說明表 - 冷氣機

Tower 3 第3座

Location 位置	Appliance 設備	Brand Name 品牌名稱	Model No. 產品型號		G/F 地下						1/F-3/F, 5/F-12/F and 15/F-16/F 1樓至3樓，5樓至12樓及15樓至16樓										17/F 17樓					
			Indoor unit 室內機	Outdoor unit 室外機	E	F	G	H	J	K	A	B	C	D	E	F	G	H	J	K	L	A	B	C	D	E
Living Room and Dining Room 客廳及飯廳	Split-type Air-Conditioner 分體式冷氣機	Mitsubishi Heavy Industries 三菱重工	SRK50ZS-S	SRC50ZS-S	1	-	-	1	1	1	1	1	-	1	-	-	-	1	1	1	1	2	2	2	2	2
	Multi-split type Air-Conditioner 分體式冷氣機	Mitsubishi Heavy Industries 三菱重工	SRK50ZS-S	SCM80ZM-S1	-	1*	1*	-	-	-	-	-	1*	-	1*	1*	1*	-	-	-	-	-	-	-	-	-
Master Bedroom 主人睡房	Multi-split type Air-Conditioner 分體式冷氣機	Mitsubishi Heavy Industries 三菱重工	SRK35ZS-S	SCM60ZM-S	-	-	-	-	-	-	1*	-	1*	-	-	-	-	-	-	-	-	-	1*	-	-	1*
	Multi-split type Air-Conditioner 分體式冷氣機	Mitsubishi Heavy Industries 三菱重工	SRK50ZS-S	SCM80ZM-S1	-	-	-	-	-	-	-	-	-	-	-	-	-	-	-	-	-	1*	-	1*	1*	-
Bedroom / Bedroom 1 睡房 / 睡房 1	Multi-split type Air-Conditioner 分體式冷氣機	Mitsubishi Heavy Industries 三菱重工	SRK25ZS-S	SCM50ZS-S	-	-	-	1*	1*	-	1*	-	-	-	-	-	-	-	1*	-	1*	1*	1*	1*	1*	-
	Multi-split type Air-Conditioner 分體式冷氣機	Mitsubishi Heavy Industries 三菱重工	SRK25ZS-S	SCM60ZM-S	-	-	-	-	-	-	-	1*	-	1*	-	-	-	1*	-	-	-	-	-	-	-	-
	Multi-split type Air-Conditioner 分體式冷氣機	Mitsubishi Heavy Industries 三菱重工	SRK25ZS-S	SCM80ZM-S1	-	1*	1*	-	-	-	-	-	1*	-	1*	1*	1*	-	-	-	-	-	-	-	-	-
	Multi-split type Air-Conditioner 分體式冷氣機	Mitsubishi Heavy Industries 三菱重工	SRK35ZS-S	SCM60ZM-S	1*	-	-	-	-	1*	-	-	-	-	-	-	-	-	-	1*	-	-	-	-	-	1*
Bedroom 2 睡房 2	Multi-split type Air-Conditioner 分體式冷氣機	Mitsubishi Heavy Industries 三菱重工	SRK25ZS-S	SCM50ZS-S	-	-	-	1*	1*	-	-	-	-	-	-	-	-	-	1*	-	1*	1*	1*	1*	1*	-
	Multi-split type Air-Conditioner 分體式冷氣機	Mitsubishi Heavy Industries 三菱重工	SRK25ZS-S	SCM60ZM-S	1*	-	-	-	-	1*	1*	-	1*	-	-	-	-	-	-	1*	-	-	-	-	-	1*
	Multi-split type Air-Conditioner 分體式冷氣機	Mitsubishi Heavy Industries 三菱重工	SRK35ZS-S	SCM60ZM-S	-	-	-	-	-	-	-	1*	-	1*	-	-	-	1*	-	-	-	-	-	-	-	-

The Vendor undertakes that if lifts or appliances of the specified brand name or model number are not installed in the Development, lifts or appliances of comparable quality will be installed.
賣方承諾如發展項目中沒有安裝指明的品牌名稱或產品型號的升降機或設備，便會安裝品質相若的升降機或設備。

Notes:

1. The symbol “ - ” as shown in the above table denotes “ Not Provided ” or “ Not Applicable ”.
2. The symbol “*” as shown in the above table denotes shared outdoor unit for different location of a flat.
3. 4/F, 13/F and 14/F are omitted.

註：

1. 上述符號“-”表示不提供或不適用。
2. 上述符號“*”表示同一單位不同位置共用一部室外機。
3. 不設4樓、13樓及14樓。

FITTINGS, FINISHES AND APPLIANCES

裝置、裝修物料及設備

Appliances Schedule 設備說明表

Appliances Schedule - Air Conditioner 設備說明表 - 冷氣機

Tower 3 第3座

Location 位置	Appliance 設備	Brand Name 品牌名稱	Model No. 產品型號		G/F 地下						1/F-3/F, 5/F-12/F and 15/F-16/F 1樓至3樓，5樓至12樓及15樓至16樓										17/F 17樓					
			Indoor unit 室內機	Outdoor unit 室外機	E	F	G	H	J	K	A	B	C	D	E	F	G	H	J	K	L	A	B	C	D	E
Utility Room 工作房	Split-type Air-Conditioner 分體式冷氣機	Mitsubishi Heavy Industries 三菱重工	SRK25ZS-S	SRC25ZS-S	-	-	-	-	-	-	-	-	1	-	-	-	-	-	-	-	-	-	-	-	-	
	Multi-split type Air-Conditioner 分體式冷氣機	Mitsubishi Heavy Industries 三菱重工	SRK25ZS-S	SCM80ZM-S1	-	-	-	-	-	-	-	-	-	-	-	-	-	-	-	-	-	1*	-	1*	1*	-
	Multi-split type Air-Conditioner 分體式冷氣機	Mitsubishi Heavy Industries 三菱重工	SRK25ZS-S	SCM60ZM-S	-	-	-	-	-	-	-	-	-	-	-	-	-	-	-	-	-	-	1*	-	-	1*
	Multi-split type Air-Conditioner 分體式冷氣機	Mitsubishi Heavy Industries 三菱重工	SRK25ZS-S	SCM50ZS-S	-	-	-	-	-	-	1*	-	-	-	-	-	-	-	-	-	-	-	-	-	-	-

The Vendor undertakes that if lifts or appliances of the specified brand name or model number are not installed in the Development, lifts or appliances of comparable quality will be installed.
賣方承諾如發展項目中沒有安裝指明的品牌名稱或產品型號的升降機或設備，便會安裝品質相若的升降機或設備。

Notes:

- 1. The symbol “ - ” as shown in the above table denotes “ Not Provided ” or “ Not Applicable ”.
- 2. The symbol “*” as shown in the above table denotes shared outdoor unit for different location of a flat.
- 3. 4/F, 13/F and 14/F are omitted.

註：

- 1. 上述符號 “ - ” 表示不提供或不適用。
- 2. 上述符號 “*” 表示同一單位不同位置共用一部室外機。
- 3. 不設4樓、13樓及14樓。

FITTINGS, FINISHES AND APPLIANCES

裝置、裝修物料及設備

Appliances Schedule 設備說明表

Appliances Schedule - Air Conditioner 設備說明表 - 冷氣機

Tower 5 第5座

Location 位置	Appliance 設備	Brand Name 品牌名稱	Model No. 產品型號		G/F 地下					1/F-3/F and 5/F-12/F 1樓至3樓及5樓至12樓										15/F 15樓				
			Indoor unit 室內機	Outdoor unit 室外機	C	D	E	F	G	A	B	C	D	E	F	G	H	J	K	A	B	C	D	E
Living Room and Dining Room 客廳及飯廳	Split-type Air-Conditioner 分體式冷氣機	Mitsubishi Heavy Industries 三菱重工	SRK50ZS-S	SRC50ZS-S	-	1	-	-	-	1	1	-	1	-	-	-	1	1	-	-	-	-	2	2
	Multi-split type Air-Conditioner 分體式冷氣機	Mitsubishi Heavy Industries 三菱重工	SRK35ZS-S	SCM71ZM-S1	-	-	-	-	-	-	-	-	-	-	-	-	-	-	-	-	2	-	-	-
	Multi-split type Air-Conditioner 分體式冷氣機	Mitsubishi Heavy Industries 三菱重工	SRK35ZS-S	SCM60ZM-S	1*	-	1*	1*	1*	-	-	1*	-	1*	1*	1*	-	-	1*	-	-	2*	-	-
	VRV Air-Conditioner 變頻多聯式冷氣機	Mitsubishi Heavy Industries 三菱重工	FDK56KXZE1	FDC155KXES6	-	-	-	-	-	-	-	-	-	-	-	-	-	-	-	2*	-	-	-	-
Master Bedroom 主人睡房	Split-type Air-Conditioner 分體式冷氣機	Mitsubishi Heavy Industries 三菱重工	SRK35ZS-S	SRC35ZS-S	-	-	-	-	-	-	-	-	-	-	-	-	-	-	-	-	1	-	-	-
	Multi-split type Air-Conditioner 分體式冷氣機	Mitsubishi Heavy Industries 三菱重工	SRK35ZS-S	SCM60ZM-S	-	-	-	-	-	1*	-	-	-	-	-	-	-	-	-	-	-	1*	-	-
	Multi-split type Air-Conditioner 分體式冷氣機	Mitsubishi Heavy Industries 三菱重工	SRK50ZS-S	SCM80ZM-S1	-	-	-	-	-	-	-	-	-	-	-	-	-	-	-	-	-	-	1*	1*
	VRV Air-Conditioner 變頻多聯式冷氣機	Mitsubishi Heavy Industries 三菱重工	FDK36KXZE1	FDC155KXES6	-	-	-	-	-	-	-	-	-	-	-	-	-	-	-	1*	-	-	-	-
Bedroom / Bedroom 1 睡房 / 睡房 1	Split-type Air-Conditioner 分體式冷氣機	Mitsubishi Heavy Industries 三菱重工	SRK25ZS-S	SRC25ZS-S	-	-	-	-	-	-	-	-	-	-	-	-	-	-	-	-	1	-	-	-
	Multi-split type Air-Conditioner 分體式冷氣機	Mitsubishi Heavy Industries 三菱重工	SRK25ZS-S	SCM60ZM-S	1*	1*	1*	1*	1*	-	-	1*	1*	1*	1*	1*	1*	1*	1*	-	-	1*	-	-

The Vendor undertakes that if lifts or appliances of the specified brand name or model number are not installed in the Development, lifts or appliances of comparable quality will be installed.
賣方承諾如發展項目中沒有安裝指明的品牌名稱或產品型號的升降機或設備，便會安裝品質相若的升降機或設備。

- Notes:
1. The symbol “ - ” as shown in the above table denotes “ Not Provided ” or “ Not Applicable ”.
 2. The symbol “*” as shown in the above table denotes shared outdoor unit for different location of a flat.
 3. 4/F, 13/F and 14/F are omitted.

- 註：
1. 上述符號 “ - ” 表示不提供或不適用。
 2. 上述符號 “*” 表示同一單位不同位置共用一部室外機。
 3. 不設4樓、13樓及14樓。

FITTINGS, FINISHES AND APPLIANCES

裝置、裝修物料及設備

Appliances Schedule 設備說明表

Appliances Schedule - Air Conditioner 設備說明表 - 冷氣機

Tower 5 第5座

Location 位置	Appliance 設備	Brand Name 品牌名稱	Model No. 產品型號		G/F 地下					1/F-3/F and 5/F-12/F 1樓至3樓及5樓至12樓										15/F 15樓				
			Indoor unit 室內機	Outdoor unit 室外機	C	D	E	F	G	A	B	C	D	E	F	G	H	J	K	A	B	C	D	E
Bedroom / Bedroom 1 睡房 / 睡房 1	Multi-split type Air-Conditioner 分體式冷氣機	Mitsubishi Heavy Industries 三菱重工	SRK25ZS-S	SCM50ZS-S	-	-	-	-	-	1*	1*	-	-	-	-	-	-	-	-	-	-	-	1*	1*
	VRV Air-Conditioner 變頻多聯式冷氣機	Mitsubishi Heavy Industries 三菱重工	FDK28KXZE1	FDC155KXES6	-	-	-	-	-	-	-	-	-	-	-	-	-	-	-	1*	-	-	-	-
Bedroom 2 睡房 2	Multi-split type Air-Conditioner 分體式冷氣機	Mitsubishi Heavy Industries 三菱重工	SRK25ZS-S	SCM60ZM-S	-	-	-	-	-	-	-	-	-	-	-	-	-	-	-	-	-	1*	-	-
	Multi-split type Air-Conditioner 分體式冷氣機	Mitsubishi Heavy Industries 三菱重工	SRK25ZS-S	SCM50ZS-S	-	-	-	-	-	1*	1*	-	-	-	-	-	-	-	-	-	-	-	1*	1*
	Multi-split type Air-Conditioner 分體式冷氣機	Mitsubishi Heavy Industries 三菱重工	SRK35ZS-S	SCM60ZM-S	-	1*	-	-	-	-	-	-	1*	-	-	-	1*	1*	-	-	-	-	-	-
	VRV Air-Conditioner 變頻多聯式冷氣機	Mitsubishi Heavy Industries 三菱重工	FDK28KXZE1	FDC155KXES6	-	-	-	-	-	-	-	-	-	-	-	-	-	-	-	1*	-	-	-	-
Bedroom 3 睡房 3	VRV Air-Conditioner 變頻多聯式冷氣機	Mitsubishi Heavy Industries 三菱重工	FDK28KXZE1	FDC155KXES6	-	-	-	-	-	-	-	-	-	-	-	-	-	-	-	1*	-	-	-	-
Utility Room 工作房	Multi-split type Air-Conditioner 分體式冷氣機	Mitsubishi Heavy Industries 三菱重工	SRK25ZS-S	SCM60ZM-S	-	-	-	-	-	1*	-	-	-	-	-	-	-	-	-	-	-	1*	-	-
	Multi-split type Air-Conditioner 分體式冷氣機	Mitsubishi Heavy Industries 三菱重工	SRK25ZS-S	SCM80ZM-S1	-	-	-	-	-	-	-	-	-	-	-	-	-	-	-	-	-	-	1*	1*
	VRV Air-Conditioner 變頻多聯式冷氣機	Mitsubishi Heavy Industries 三菱重工	FDK28KXZE1	FDC155KXES6	-	-	-	-	-	-	-	-	-	-	-	-	-	-	-	1*	-	-	-	-

The Vendor undertakes that if lifts or appliances of the specified brand name or model number are not installed in the Development, lifts or appliances of comparable quality will be installed.
賣方承諾如發展項目中沒有安裝指明的品牌名稱或產品型號的升降機或設備，便會安裝品質相若的升降機或設備。

- Notes:
1. The symbol “ - ” as shown in the above table denotes “ Not Provided ” or “ Not Applicable ”.
 2. The symbol “*” as shown in the above table denotes shared outdoor unit for different location of a flat.
 3. 4/F, 13/F and 14/F are omitted.

- 註：
1. 上述符號 “ - ” 表示不提供或不適用。
 2. 上述符號 “*” 表示同一單位不同位置共用一部室外機。
 3. 不設4樓、13樓及14樓。

FITTINGS, FINISHES AND APPLIANCES

裝置、裝修物料及設備

Appliances Schedule 設備說明表

Appliances Schedule - Air Conditioner 設備說明表 - 冷氣機

Block H17-H18, H19-H20 & H21 第H17-H18座，H19-H20座及H21座

Location 位置	Appliance 設備	Brand Name 品牌名稱	Model No. 產品型號		1/F-3/F and 5/F 1樓至3樓及5樓									
			Indoor unit 室內機	Outdoor unit 室外機	Block H17-H18 第H17-H18座				Block H19-H20 第H19-H20座				Block H21 第H21座	
					H17-A	H17-B	H18-A	H18-B	H19-A	H19-B	H20-A	H20-B	H21-A	H21-B
Living Room and Dining Room 客廳及飯廳	Multi-split type Air-Conditioner 分體式冷氣機	Mitsubishi Heavy Industries 三菱重工	SRK35ZS-S	SCM60ZM-S	2*	1*	2*	1*	2*	1*	2*	1*	1	1*
	Multi-split type Air-Conditioner 分體式冷氣機	Mitsubishi Heavy Industries 三菱重工	SRR35ZM-S	SRR35ZM-S	-	-	-	-	-	-	-	-	1	-
Bedroom / Bedroom 1 睡房 / 睡房 1	Multi-split type Air-Conditioner 分體式冷氣機	Mitsubishi Heavy Industries 三菱重工	SRK25ZS-S	SCM60ZM-S	1*	1*	1*	1*	1*	1*	1*	1*	1*	1*
Bedroom 2 睡房 2	Multi-split type Air-Conditioner 分體式冷氣機	Mitsubishi Heavy Industries 三菱重工	SRK25ZS-S	SCM60ZM-S	1*	-	1*	-	1*	-	1*	-	1*	-

The Vendor undertakes that if lifts or appliances of the specified brand name or model number are not installed in the Development, lifts or appliances of comparable quality will be installed.
賣方承諾如發展項目中沒有安裝指明的品牌名稱或產品型號的升降機或設備，便會安裝品質相若的升降機或設備。

- Notes:
1. The symbol “ - ” as shown in the above table denotes “ Not Provided ” or “ Not Applicable ”.
 2. The symbol “*” as shown in the above table denotes shared outdoor unit for different location of a flat.
 3. 4/F is omitted.

- 註：
1. 上述符號 “ - ” 表示不提供或不適用。
 2. 上述符號 “*” 表示同一單位不同位置共用一部室外機。
 3. 不設4樓。

FITTINGS, FINISHES AND APPLIANCES

裝置、裝修物料及設備

Appliances Schedule 設備說明表

Appliances Schedule - Air Conditioner 設備說明表 - 冷氣機

House 1-3, 5-12, 15 & 16 獨立屋1至3號、5至12號、15號及16號

Location 位置	Appliance 設備	Brand Name 品牌名稱	Model No. 產品型號		House Number 獨立屋編號												
			Indoor unit 室內機	Outdoor unit 室外機	House 1 獨立屋 1號	House 2 獨立屋 2號	House 3 獨立屋 3號	House 5 獨立屋 5號	House 6 獨立屋 6號	House 7 獨立屋 7號	House 8 獨立屋 8號	House 9 獨立屋 9號	House 10 獨立屋 10號	House 11 獨立屋 11號	House 12 獨立屋 12號	House 15 獨立屋 15號	House 16 獨立屋 16號
Living Room and Dining Room 客廳及飯廳	VRV Air-Conditioner 變頻多聯式冷氣機	Mitsubishi Heavy Industries 三菱重工	FDUT71KXE6F-E	FDC280KXZE1	3*	3*	-	-	-	3*	3*	3*	3*	3*	3*	3*	3*
	VRV Air-Conditioner 變頻多聯式冷氣機	Mitsubishi Heavy Industries 三菱重工	FDUT71KXE6F-E	FDC400KXZE1	-	-	4*	4*	4*	-	-	-	-	-	-	-	-
Master Bedroom 主人睡房	VRV Air-Conditioner 變頻多聯式冷氣機	Mitsubishi Heavy Industries 三菱重工	FDUT36KXE6F-E	FDC280KXZE1	2*	2*	-	-	-	2*	2*	2*	2*	-	-	-	-
	VRV Air-Conditioner 變頻多聯式冷氣機	Mitsubishi Heavy Industries 三菱重工	FDUT56KXE6F-E	FDC280KXZE1	-	-	-	-	-	-	-	-	-	1*	1*	1*	1*
	VRV Air-Conditioner 變頻多聯式冷氣機	Mitsubishi Heavy Industries 三菱重工	FDUT71KXE6F-E	FDC400KXZE1	-	-	1*	1*	1*	-	-	-	-	-	-	-	-
Bedroom 1 睡房 1	VRV Air-Conditioner 變頻多聯式冷氣機	Mitsubishi Heavy Industries 三菱重工	FDUT28KXE6F-E	FDC280KXZE1	-	-	-	-	-	-	-	-	-	1*	1*	1*	1*
	VRV Air-Conditioner 變頻多聯式冷氣機	Mitsubishi Heavy Industries 三菱重工	FDUT36KXE6F-E	FDC280KXZE1	1*	1*	-	-	-	1*	1*	1*	1*	-	-	-	-
	VRV Air-Conditioner 變頻多聯式冷氣機	Mitsubishi Heavy Industries 三菱重工	FDUT36KXE6F-E	FDC400KXZE1	-	-	1*	1*	1*	-	-	-	-	-	-	-	-
Bedroom 2 睡房 2	VRV Air-Conditioner 變頻多聯式冷氣機	Mitsubishi Heavy Industries 三菱重工	FDUT36KXE6F-E	FDC280KXZE1	1*	1*	-	-	-	1*	1*	1*	1*	1*	1*	1*	1*
	VRV Air-Conditioner 變頻多聯式冷氣機	Mitsubishi Heavy Industries 三菱重工	FDUT36KXE6F-E	FDC400KXZE1	-	-	1*	1*	1*	-	-	-	-	-	-	-	-
Study Room 書房	VRV Air-Conditioner 變頻多聯式冷氣機	Mitsubishi Heavy Industries 三菱重工	FDUT71KXE6F-E	FDC400KXZE1	-	-	1*	1*	1*	-	-	-	-	-	-	-	-
	VRV Air-Conditioner 變頻多聯式冷氣機	Mitsubishi Heavy Industries 三菱重工	FDUT28KXE6F-E	FDC280KXZE1	-	-	-	-	-	-	-	-	-	-	-	-	1*

The Vendor undertakes that if lifts or appliances of the specified brand name or model number are not installed in the Development, lifts or appliances of comparable quality will be installed.

賣方承諾如發展項目中沒有安裝指明的品牌名稱或產品型號的升降機或設備，便會安裝品質相若的升降機或設備。

Notes:

1. The symbol “ - ” as shown in the above table denotes “ Not Provided ” or “ Not Applicable ”.
2. The symbol “*” as shown in the above table denotes shared outdoor unit for different location of a flat.
3. House 4, House 13 and House 14 are omitted.

註：

1. 上述符號 “ - ” 表示不提供或不適用。
2. 上述符號 “*” 表示同一單位不同位置共用一部室外機。
3. 不設獨立屋4號，13號及14號。

FITTINGS, FINISHES AND APPLIANCES

裝置、裝修物料及設備

Appliances Schedule 設備說明表

Appliances Schedule - Air Conditioner 設備說明表 - 冷氣機

House 1-3, 5-12, 15 & 16 獨立屋1至3號、5至12號、15號及16號

Location 位置	Appliance 設備	Brand Name 品牌名稱	Model No. 產品型號		House Number 獨立屋編號												
			Indoor unit 室內機	Outdoor unit 室外機	House 1 獨立屋 1號	House 2 獨立屋 2號	House 3 獨立屋 3號	House 5 獨立屋 5號	House 6 獨立屋 6號	House 7 獨立屋 7號	House 8 獨立屋 8號	House 9 獨立屋 9號	House 10 獨立屋 10號	House 11 獨立屋 11號	House 12 獨立屋 12號	House 15 獨立屋 15號	House 16 獨立屋 16號
Bedroom 3 睡房 3	VRV Air-Conditioner 變頻多聯式冷氣機	Mitsubishi Heavy Industries 三菱重工	FDUT28KXE6F-E	FDC400KXZE1	-	-	1*	1*	1*	-	-	-	-	-	-	-	-
	VRV Air-Conditioner 變頻多聯式冷氣機	Mitsubishi Heavy Industries 三菱重工	FDUT36KXE6F-E	FDC280KXZE1	1*	1*	-	-	-	1*	1*	1*	1*	1*	1*	1*	1*
Bedroom 4 睡房 4	VRV Air-Conditioner 變頻多聯式冷氣機	Mitsubishi Heavy Industries 三菱重工	FDUT28KXE6F-E	FDC400KXZE1	-	-	1*	1*	1*	-	-	-	-	-	-	-	-
Utility Room / Utility Room 2 工作房 / 工作房 2	VRV Air-Conditioner 變頻多聯式冷氣機	Mitsubishi Heavy Industries 三菱重工	FDK28KXZE1	FDC280KXZE1	1*	1*	-	-	-	1*	1*	1*	1*	1*	1*	1*	1*
	VRV Air-Conditioner 變頻多聯式冷氣機	Mitsubishi Heavy Industries 三菱重工	FDK28KXZE1	FDC400KXZE1	-	-	1*	1*	1*	-	-	-	-	-	-	-	-
Closet 衣帽間	VRV Air-Conditioner 變頻多聯式冷氣機	Mitsubishi Heavy Industries 三菱重工	FDUT28KXE6F-E	FDC400KXZE1	-	-	1*	1*	1*	-	-	-	-	-	-	-	-
Family Room 家庭室	VRV Air-Conditioner 變頻多聯式冷氣機	Mitsubishi Heavy Industries 三菱重工	FDUT56KXE6F-E	FDC400KXZE1	-	-	1*	1*	1*	-	-	-	-	-	-	-	-
	VRV Air-Conditioner 變頻多聯式冷氣機	Mitsubishi Heavy Industries 三菱重工	FDUT28KXE6F-E	FDC400KXZE1	-	-	-	-	1*	-	-	-	-	-	-	-	-
Basement Lift Lobby 地庫升降機大堂	VRV Air-Conditioner 變頻多聯式冷氣機	Mitsubishi Heavy Industries 三菱重工	FDK28KXZE1	FDC280KXZE1	1*	1*	-	-	-	1*	1*	1*	1*	1*	1*	1*	1*
	VRV Air-Conditioner 變頻多聯式冷氣機	Mitsubishi Heavy Industries 三菱重工	FDK28KXZE1	FDC400KXZE1	-	-	1*	1*	1*	-	-	-	-	-	-	-	-
E/M Room 機房	VRV Air-Conditioner 變頻多聯式冷氣機	Mitsubishi Heavy Industries 三菱重工	FDK28KXZE1	FDC280KXZE1	-	-	-	-	-	1*	-	-	-	-	-	-	-
	VRV Air-Conditioner 變頻多聯式冷氣機	Mitsubishi Heavy Industries 三菱重工	FDK28KXZE1	FDC400KXZE1	-	-	1*	1*	1*	-	-	-	-	-	-	-	-
Hose Reel Plant Room 消防喉轆機房	VRV Air-Conditioner 變頻多聯式冷氣機	Mitsubishi Heavy Industries 三菱重工	FDK28KXZE1	FDC280KXZE1	-	-	-	-	-	1*	-	-	-	-	-	-	-
	VRV Air-Conditioner 變頻多聯式冷氣機	Mitsubishi Heavy Industries 三菱重工	FDK28KXZE1	FDC400KXZE1	-	-	1*	1*	1*	-	-	-	-	-	-	-	-

The Vendor undertakes that if lifts or appliances of the specified brand name or model number are not installed in the Development, lifts or appliances of comparable quality will be installed.

賣方承諾如發展項目中沒有安裝指明的品牌名稱或產品型號的升降機或設備，便會安裝品質相若的升降機或設備。

Notes:

1. The symbol “-” as shown in the above table denotes “Not Provided” or “Not Applicable”.
2. The symbol “*” as shown in the above table denotes shared outdoor unit for different location of a flat.
3. House 4, House 13 and House 14 are omitted.

註：

1. 上述符號“-”表示不提供或不適用。
2. 上述符號“*”表示同一單位不同位置共用一部室外機。
3. 不設獨立屋4號，13號及14號。

FITTINGS, FINISHES AND APPLIANCES

裝置、裝修物料及設備

Schedule of Mechanical & Electrical Provisions - Fire Services Installation for Open Kitchen 機電裝置數量說明表 - 開放式廚房的消防設備

Tower 1 第1座

Location 位置	Provisions 裝置	G/F 地下							1/F-3/F and 5/F-12/F 1樓至3樓及5樓至12樓								15/F 15樓								16/F 16樓		
		A	B	D	E	F	G	H	A	B	C	D	E	F	G	H	A	B	C	D	E	F	G	H	A	B	C
Living Room and Dining Room 客廳及飯廳	Sprinkler Head 花灑頭	-	-	1#	-	-	1#	-	-	-	1#	1#	-	-	1#	-	-	-	1#	1#	-	-	1#	-	-	-	-
	Smoke Detector 煙霧偵測器	-	-	1#	-	-	1#	-	-	-	1#	1#	-	-	1#	-	-	-	1#	1#	-	-	1#	-	-	-	-

Tower 2 第2座

Location 位置	Provisions 裝置	G/F 地下							1/F-3/F, 5/F-12/F and 15/F 1樓至3樓，5樓至12樓及15樓								16/F 16樓								17/F 17樓		
		A	B	C	D	E	F	H	A	B	C	D	E	F	G	H	A	B	C	D	E	F	G	H	A	B	C
Open Kitchen 開放式廚房	Sprinkler Head 花灑頭	-	1#	1#	-	-	-	1#	-	1#	1#	-	-	-	1#	1#	-	1#	1#	-	-	-	1#	1#	-	-	-
Living Room and Dining Room 客廳及飯廳	Smoke Detector 煙霧偵測器	-	1#	1#	-	-	-	1#	-	1#	1#	-	-	-	1#	1#	-	1#	1#	-	-	-	1#	1#	-	-	-

Tower 3 第3座

Location 位置	Provisions 裝置	G/F 地下						1/F-3/F, 5/F-12/F and 15/F 1樓至3樓，5樓至12樓及15樓										16/F 16樓										17/F 17樓					
		E	F	G	H	J	K	A	B	C	D	E	F	G	H	J	K	L	A	B	C	D	E	F	G	H	J	K	L	A	B	C	D
Open Kitchen 開放式廚房	Sprinkler Head 花灑頭	1#	1#	1#	1#	1#	1#	-	1#	-	1#	1#	1#	1#	1#	1#	1#	-	1#	-	1#	1#	1#	1#	1#	1#	1#	1#	-	-	-	-	-
Living Room and Dining Room 客廳及飯廳	Smoke Detector 煙霧偵測器	1#	1#	1#	1#	1#	1#	-	1#	-	1#	1#	1#	1#	1#	1#	1#	-	1#	-	1#	1#	1#	1#	1#	1#	1#	1#	-	-	-	-	-

- Notes:
- The Symbol "-" as shown in the above table denotes "Not Provided" or "Not Applicable".
 - 4/F, 13/F and 14/F are omitted.
 - The symbol "#" as shown in the above table denotes the quantity of sprinkler heads and smoke detectors shall be at least 1.

- 註：
- 上述符號 "-" 表示不提供或不適用。
 - 不設4樓、13樓及14樓。
 - 上述符號 "#" 表示花灑頭和煙霧偵測器數量最少為1。

FITTINGS, FINISHES AND APPLIANCES

裝置、裝修物料及設備

Schedule of Mechanical & Electrical Provisions - Fire Services Installation for Open Kitchen 機電裝置數量說明表 - 開放式廚房的消防設備

Tower 5 第5座

Location 位置	Provisions 裝置	G/F 地下					1/F-3/F and 5/F-11/F 1樓至3樓及5樓至11樓										12/F 12樓										15/F 15樓				
		C	D	E	F	G	A	B	C	D	E	F	G	H	J	K	A	B	C	D	E	F	G	H	J	K	A	B	C	D	E
Open Kitchen 開放式廚房	Sprinkler Head 花灑頭	1#	1#	1#	1#	1#	-	1#	1#	1#	1#	1#	1#	-	-	1#	-	1#	1#	1#	1#	1#	1#	-	-	1#	-	-	-	-	-
Living Room and Dining Room 客廳及飯廳	Smoke Detector 煙霧偵測器	1#	1#	1#	1#	1#	-	1#	1#	1#	1#	1#	1#	-	-	1#	-	1#	1#	1#	1#	1#	1#	-	-	1#	-	-	-	-	-

Notes:

1. The Symbol "-" as shown in the above table denotes "Not Provided" or "Not Applicable".
2. 4/F, 13/F and 14/F are omitted.
3. The symbol "#" as shown in the above table denotes the quantity of sprinkler heads and smoke detectors shall be at least 1.

註：

1. 上述符號 "-" 表示不提供或不適用。
2. 不設4樓、13樓及14樓。
3. 上述符號 "#" 表示花灑頭和煙霧偵測器數量最少為1。

Block H17-H18, H19-H20 & H21 第H17-H18座，H19-H20座及H21座

Location 位置	Provisions 裝置	1/F - 3/F and 5/F 1樓至3樓及5樓									
		H17-A	H17-B	H18-A	H18-B	H19-A	H19-B	H20-A	H20-B	H21-A	H21-B
Open Kitchen 開放式廚房	Sprinkler Head 花灑頭	1#	1#	1#	1#	1#	1#	1#	1#	-	1#
Living Room and Dining Room 客廳及飯廳	Smoke Detector 煙霧偵測器	1#	1#	1#	1#	1#	1#	1#	1#	-	1#

Notes:

1. The Symbol "-" as shown in the above table denotes "Not Provided" or "Not Applicable".
2. 4/F is omitted.
3. The symbol "#" as shown in the above table denotes the quantity of sprinkler heads and smoke detectors shall be at least 1.

註：

1. 上述符號 "-" 表示不提供或不適用。
2. 不設4樓。
3. 上述符號 "#" 表示花灑頭和煙霧偵測器數量最少為1。

FITTINGS, FINISHES AND APPLIANCES

裝置、裝修物料及設備

Schedule of Mechanical & Electrical Provisions 機電裝置數量說明表

Tower 1 第1座

Location 位置	Provision 裝置		G/F 地下								1/F 1樓							
	Exposed Type 外露型	Non-Exposed Type 非外露型	A	B	D	E	F	G	H	A	B	C	D	E	F	G	H	
Main Entrance 大門入口	Door Bell Push Button 門鈴按鈕		1	-	1	1	1	1	1	1	1	1	1	1	1	1	1	
	Visitor Panel 訪客對講機		-	1	-	-	-	-	-	-	-	-	-	-	-	-	-	
	Main Gate Door Release Button 正門閘開門按鈕		-	1	-	-	-	-	-	-	-	-	-	-	-	-	-	
	Motion Sensor for Luminaire 動態感應器供燈具開關		-	1	-	-	-	-	-	-	-	-	-	-	-	-	-	
Lift Lobby 升降機大堂	Door Bell Push Button 門鈴按鈕		-	-	-	-	-	-	-	1	1	-	-	-	-	-	-	
	Lighting Point 燈位		-	-	-	-	-	-	-	1	1	-	-	-	-	-	-	
	Motion Sensor for Luminaire 動態感應器供燈具開關		-	-	-	-	-	-	-	1	1	-	-	-	-	-	-	
		Fused Spur Unit for Luminaire 接線位連保險絲供燈帶	-	-	-	-	-	-	-	1	1	-	-	-	-	-	-	
		Connection Point for Wall Luminaire 接線位供牆身燈	-	-	-	-	-	-	-	2	2	-	-	-	-	-	-	
Living Room and Dining Room 客廳及飯廳	TV / FM Connection Point 電視 / 收音機天線接駁點		2	2	2	2	2	2	2	2	2	2	2	2	2	2	2	
	Telephone Connection Point 電話接駁點		2	2	2	2	2	2	2	2	2	2	2	2	2	2	2	
	Lighting Switch 燈具開關		10	8	9	10	9	4	9	8	8	7	8	9	9	4	8	
	Lighting Point 燈位		7	7	4	4	6	2	6	5	5	3	4	4	6	2	6	
	Equipment Switch 設備開關		4	4	2	3	3	1	3	4	4	2	2	3	3	1	3	
	13A Single Socket Outlet 13A 單位電插座		1	1	1	1	1	-	1	1	1	1	1	1	1	-	1	
		Fused Spur Unit for Kitchen Cabinet Luminaire 接線位連保險絲供廚櫃燈	1	-	-	-	-	-	-	1	-	-	-	-	-	-	-	
		13A Single Socket Outlet 13A 單位電插座	1	1	-	-	1	-	1	1	1	-	-	-	1	-	1	
		13A Single Socket Outlet (Connected To Kitchen Appliance) 13A 單位電插座 (已接駁廚房設備)	3	-	2	-	-	2	-	3	-	2	2	-	-	2	-	
	13A Twin Socket Outlet 13A 雙位電插座		5	4	3	4	4	3	4	5	4	3	3	4	4	3	4	
	Spare Connection Point 備用接駁點		1	1	1	1	1	1	1	1	1	1	1	1	1	1	1	
	Switch for Indoor A/C Unit 室內冷氣機開關掣		2	2	1	1	1	1	1	2	2	1	1	1	1	1	1	

- Notes:
- The symbol “ - ” as shown in the above table denotes “ Not Provided ” or “ Not Applicable ”.
 - The symbol ">" as shown in the above table denotes the provisions are installed in the dining room.
 - 4/F, 13/F and 14/F are omitted.
 - The symbol "<" as shown in the above table denotes the provisions are installed outside the private garden.

- 註：
- 上述符號 " - " 表示不提供或不適用。
 - 上述符號 ">" 表示裝置安裝於飯廳。
 - 不設4樓、13樓及14樓。
 - 上述符號 "<" 表示裝置安裝於私人花園外。

FITTINGS, FINISHES AND APPLIANCES

裝置、裝修物料及設備

Schedule of Mechanical & Electrical Provisions 機電裝置數量說明表

Tower 1 第1座

Location 位置	Provision 裝置		2/F-3/E, 5/F-12/F and 15/F 2樓至3樓，5樓至12樓及15樓								16/F 16樓		
	Exposed Type 外露型	Non-Exposed Type 非外露型	A	B	C	D	E	F	G	H	A	B	C
Main Entrance 大門入口	Door Bell Push Button 門鈴按鈕		1	1	1	1	1	1	1	1	1	1	1
Lift Lobby 升降機大堂	Door Bell Push Button 門鈴按鈕		1	1	-	-	-	-	-	-	1	-	-
	Lighting Point 燈位		1	1	-	-	-	-	-	-	1	-	-
	Motion Sensor for Luminaire 動態感應器供燈具開關		1	1	-	-	-	-	-	-	1	-	-
		Fused Spur Unit for Luminaire 接線位連保險絲供燈帶	1	1	-	-	-	-	-	-	1	-	-
		Connection Point for Wall Luminaire 接線位供牆身燈	2	2	-	-	-	-	-	-	2	-	-
Living Room and Dining Room 客廳及飯廳	TV / FM Connection Point 電視 / 收音機天線接駁點		2	2	2	2	2	2	2	2	3	2	2
	Telephone Connection Point 電話接駁點		2	2	2	2	2	2	2	2	3	2	2
	Lighting Switch 燈具開關		8	8	7	8	9	9	4	8	7	11	11
	Lighting Point 燈位		5^#	5*	3	4	4	6	2	5	5	8	7
	Equipment Switch 設備開關		4	4	2	2	3	3	1	3	4	4	4
	13A Single Socket Outlet 13A 單位電插座		1	1	1	1	1	1	-	1	1	1	1
		Fused Spur Unit for Kitchen Cabinet Luminaire 接線位連保險絲供廚櫃燈	1	-	-	-	-	-	-	-	-	-	-
		13A Single Socket Outlet 13A 單位電插座	1	1	-	-	-	1	-	1	1	1	1
		13A Single Socket Outlet (Connected To Kitchen Appliance) 13A 單位電插座 (已接駁廚房設備)	3	-	2	2	-	-	2	-	-	-	-
	13A Twin Socket Outlet 13A 雙位電插座		5	4	3	3	4	4	3	4	4	4	4
	Spare Connection Point 備用接駁點		1	1	1	1	1	1	1	1	3	2	1
	Switch for Indoor A/C Unit 室內冷氣機開關掣		2	2	1	1	1	1	1	1	5	2	2

- Notes:
- The symbol “ - ” as shown in the above table denotes “ Not Provided ” or “ Not Applicable ”.
 - The symbol “>” as shown in the above table denotes the provisions are installed in the dining room.
 - 4/F, 13/F and 14/F are omitted.
 - The symbol “^” as shown in the above table denotes the provisions of lighting point to be 6 in 10/F Unit A.
 - The symbol “#” as shown in the above table denotes the provisions of lighting point to be 7 in 5/F Unit A.
 - The symbol “*” as shown in the above table denotes the provisions of lighting point to be 6 in 10/F Unit B.

- 註：
- 上述符號“-”表示不提供或不適用。
 - 上述符號“>”表示裝置安裝於飯廳。
 - 不設4樓、13樓及14樓。
 - 上述符號“^”表示10樓A單位的燈位數量為6。
 - 上述符號“#”表示5樓A單位的燈位數量為7。
 - 上述符號“*”表示10樓B單位的燈位數量為6。

FITTINGS, FINISHES AND APPLIANCES

裝置、裝修物料及設備

Schedule of Mechanical & Electrical Provisions 機電裝置數量說明表

Tower 1 第1座

Location 位置	Provision 裝置		G/F 地下								1/F 1樓							
	Exposed Type 外露型	Non-Exposed Type 非外露型	A	B	D	E	F	G	H	A	B	C	D	E	F	G	H	
Family Room 家庭室	TV / FM Connection Point 電視 / 收音機天線接駁點		-	-	-	-	-	-	-	-	-	-	-	-	-	-	-	
	Telephone Connection Point 電話接駁點		-	-	-	-	-	-	-	-	-	-	-	-	-	-	-	
	Lighting Switch 燈具開關		-	-	-	-	-	-	-	-	-	-	-	-	-	-	-	
	Lighting Point 燈位		-	-	-	-	-	-	-	-	-	-	-	-	-	-	-	
	Equipment Switch 設備開關		-	-	-	-	-	-	-	-	-	-	-	-	-	-	-	
	13A Single Socket Outlet 13A 單位電插座		-	-	-	-	-	-	-	-	-	-	-	-	-	-	-	
	13A Twin Socket Outlet 13A 雙位電插座		-	-	-	-	-	-	-	-	-	-	-	-	-	-	-	
	Spare Connection Point 備用接駁點		-	-	-	-	-	-	-	-	-	-	-	-	-	-	-	
	Switch for Indoor A/C Unit 室內冷氣機開關掣		-	-	-	-	-	-	-	-	-	-	-	-	-	-	-	
Kitchen / Open Kitchen 廚房 / 開放式廚房		Door Bell 門鈴	1	1	1>	1	1	1>	1	1	1	1>	1>	1	1	1>	1	
		Fused Spur Unit for Door Bell 接線位連保險絲供門鈴	1	1	1>	1	1	1>	1	1	1	1>	1>	1	1	1>	1	
	Lighting Point 燈位		6	5	-	3	5	-	6	6	7	-	-	3	5	-	6	
		13A Single Socket Outlet (Connected To Kitchen Appliance) 13A 單位電插座 (已接駁廚房設備)	7	10	1	4	5	1	5	7	10	1	1	4	5	1	5	
	13A Twin Socket Outlet 13A 雙位電插座		1	1	1	1	1	1	1	1	1	1	1	1	1	1	1	
		13A Twin Socket Outlet 13A 雙位電插座	1	-	-	-	-	-	-	1	-	-	-	-	-	-	-	
		Isolator for Electric Water Heater 電熱水爐隔離開關掣	-	-	1	-	-	1	-	-	-	1	1	-	-	1	-	
		Fused Spur Unit for Exhaust Fan 接線位連保險絲供抽氣扇	1	1	-	1	1	-	1	1	1	-	-	1	1	-	1	

Notes:

1. The symbol “ - ” as shown in the above table denotes “ Not Provided ” or “ Not Applicable ”.

2. The symbol ">" as shown in the above table denotes the provisions are installed in the dining room.

3. 4/F, 13/F and 14/F are omitted.

註：

1. 上述符號 " - " 表示不提供或不適用。

2. 上述符號 ">" 表示裝置安裝於飯廳。

3. 不設4樓、13樓及14樓。

FITTINGS, FINISHES AND APPLIANCES

裝置、裝修物料及設備

Schedule of Mechanical & Electrical Provisions 機電裝置數量說明表

Tower 1 第1座

Location 位置	Provision 裝置		2/F-3/E, 5/F-12/F and 15/F 2樓至3樓，5樓至12樓及15樓								16/F 16樓		
	Exposed Type 外露型	Non-Exposed Type 非外露型	A	B	C	D	E	F	G	H	A	B	C
Family Room 家庭室	TV / FM Connection Point 電視 / 收音機天線接駁點		-	-	-	-	-	-	-	-	2	-	-
	Telephone Connection Point 電話接駁點		-	-	-	-	-	-	-	-	1	-	-
	Lighting Switch 燈具開關		-	-	-	-	-	-	-	-	7	-	-
	Lighting Point 燈位		-	-	-	-	-	-	-	-	9	-	-
	Equipment Switch 設備開關		-	-	-	-	-	-	-	-	1	-	-
	13A Single Socket Outlet 13A 單位電插座		-	-	-	-	-	-	-	-	1	-	-
	13A Twin Socket Outlet 13A 雙位電插座		-	-	-	-	-	-	-	-	2	-	-
	Spare Connection Point 備用接駁點		-	-	-	-	-	-	-	-	1	-	-
	Switch for Indoor A/C Unit 室內冷氣機開關掣		-	-	-	-	-	-	-	-	1	-	-
Kitchen / Open Kitchen 廚房 / 開放式廚房		Door Bell 門鈴	1	1	1>	1>	1	1	1>	1	1	1	1
		Fused Spur Unit for Door Bell 接線位連保險絲供門鈴	1	1	1>	1>	1	1	1>	1	1	1	1
	Lighting Point 燈位		6	7	-	-	3	5	-	6	5	5	6
		13A Single Socket Outlet (Connected To Kitchen Appliance) 13A 單位電插座 (已接駁廚房設備)	7	10	1	1	4	5	1	5	11	7	6
	13A Twin Socket Outlet 13A 雙位電插座		1	1	1	1	1	1	1	1	2	2	2
		13A Twin Socket Outlet 13A 雙位電插座	1	-	-	-	-	-	-	-	-	-	-
		Isolator for Electric Water Heater 電熱水爐隔離開關掣	-	-	1	1	-	-	1	-	-	-	-
		Fused Spur Unit for Exhaust Fan 接線位連保險絲供抽氣扇	1	1	-	-	1	1	-	1	1	1	1

Notes:

1. The symbol “ - ” as shown in the above table denotes “ Not Provided ” or “ Not Applicable ”.

2. The symbol ">" as shown in the above table denotes the provisions are installed in the dining room.

3. 4/F, 13/F and 14/F are omitted.

註：

1. 上述符號 " - " 表示不提供或不適用。

2. 上述符號 ">" 表示裝置安裝於飯廳。

3. 不設4樓、13樓及14樓。

FITTINGS, FINISHES AND APPLIANCES

裝置、裝修物料及設備

Schedule of Mechanical & Electrical Provisions 機電裝置數量說明表

Tower 1 第1座

Location 位置	Provision 裝置		G/F 地下								1/F 1樓							
	Exposed Type 外露型	Non-Exposed Type 非外露型	A	B	D	E	F	G	H	A	B	C	D	E	F	G	H	
Kitchen / Open Kitchen 廚房 / 開放式廚房		Fused Spur Unit for Gas Water Heater 接線位連保險絲供煤氣熱水爐	2	2	-	1	1	-	1	2	2	-	-	1	1	-	1	
		Fused Spur Unit for Kitchen Cabinet Luminaire 接線位連保險絲供廚櫃燈	1	1	1	1	1	1	1	1	1	1	1	1	1	1	1	
		Power Connection Unit for Steam Combination Oven 接線座供蒸焗爐	-	-	1>	1	1	1>	1	-	-	1>	1>	1	1	1>	1	
		Power Connection Unit for Steam Oven 接線座供蒸爐	1	1	-	-	-	-	-	1	1	-	-	-	-	-	-	
		Power Connection Unit for Induction Hob 接線座供電磁爐	1	1	1	-	-	1	-	1	1	1	1	-	-	1	-	
		Power Connection Unit for Barbecue Grill 接線座供燒烤爐	-	-	-	-	-	-	-	-	-	-	-	-	-	-	-	
		Equipment Switch 設備開關	2	2	2>	1	1	2>	1	2	2	2>	2>	1	1	2>	1	
		Distribution Board 配電箱	-	-	1>	1	-	1>	-	-	-	1>	1>	1	-	1>	-	
		Towngas Connection Point 煤氣接駁點	1	1	-	1	1	-	1	1	1	-	-	1	1	-	1	
		Washing Machine / Washer Dryer Connection Point (Water Point) 洗衣機 / 洗衣乾衣機接駁點(來水位)	-	1	1>	1	1	1>	1	-	1	1>	1>	1	1	1>	1	
		Washing Machine / Washer Dryer Connection Point (Drain Point) 洗衣機 / 洗衣乾衣機接駁點(去水位)	-	1	1>	1	1	1>	1	-	1	1>	1>	1	1	1>	1	

Notes:

1. The symbol “ - ” as shown in the above table denotes “ Not Provided ” or “ Not Applicable ”.

2. The symbol ">" as shown in the above table denotes the provisions are installed in the dining room.

3. 4/F, 13/F and 14/F are omitted.

註：

1. 上述符號 " - " 表示不提供或不適用。

2. 上述符號 "> " 表示裝置安裝於飯廳。

3. 不設4樓、13樓及14樓。

FITTINGS, FINISHES AND APPLIANCES

裝置、裝修物料及設備

Schedule of Mechanical & Electrical Provisions 機電裝置數量說明表

Tower 1 第1座

Location 位置	Provision 裝置		2/F-3/E, 5/F-12/F and 15/F 2樓至3樓，5樓至12樓及15樓								16/F 16樓		
	Exposed Type 外露型	Non-Exposed Type 非外露型	A	B	C	D	E	F	G	H	A	B	C
Kitchen / Open Kitchen 廚房 / 開放式廚房		Fused Spur Unit for Gas Water Heater 接線位連保險絲供煤氣熱水爐	2	2	-	-	1	1	-	1	3	2	2
		Fused Spur Unit for Kitchen Cabinet Luminaire 接線位連保險絲供廚櫃燈	1	1	1	1	1	1	1	1	1	1	1
		Power Connection Unit for Steam Combination Oven 接線座供蒸焗爐	-	-	1>	1>	1	1	1>	1	-	1	1
		Power Connection Unit for Steam Oven 接線座供蒸爐	1	1	-	-	-	-	-	-	1	-	-
		Power Connection Unit for Induction Hob 接線座供電磁爐	1	1	1	1	-	-	1	-	2	1	1
		Power Connection Unit for Barbecue Grill 接線座供燒烤爐	-	-	-	-	-	-	-	-	1	-	-
		Equipment Switch 設備開關	2	2	2>	2>	1	1	2>	1	4	2	2
		Distribution Board 配電箱	-	-	1>	1>	1	-	1>	-	-	-	-
		Towngas Connection Point 煤氣接駁點	1	1	-	-	1	1	-	1	1	1	1
		Washing Machine / Washer Dryer Connection Point (Water Point) 洗衣機 / 洗衣乾衣機接駁點(來水位)	-	1	1>	1>	1	1	1>	1	-	1	-
		Washing Machine / Washer Dryer Connection Point (Drain Point) 洗衣機 / 洗衣乾衣機接駁點(去水位)	-	1	1>	1>	1	1	1>	1	-	1	-

Notes:

1. The symbol “ - ” as shown in the above table denotes “ Not Provided ” or “ Not Applicable ”.

2. The symbol ">" as shown in the above table denotes the provisions are installed in the dining room.

3. 4/F, 13/F and 14/F are omitted.

註：

1. 上述符號 " - " 表示不提供或不適用。

2. 上述符號 "> " 表示裝置安裝於飯廳。

3. 不設4樓、13樓及14樓。

FITTINGS, FINISHES AND APPLIANCES

裝置、裝修物料及設備

Schedule of Mechanical & Electrical Provisions 機電裝置數量說明表

Tower 1 第1座

Location 位置	Provision 裝置		G/F 地下							1/F 1樓							
	Exposed Type 外露型	Non-Exposed Type 非外露型	A	B	D	E	F	G	H	A	B	C	D	E	F	G	H
Master Bathroom 主人浴室	Lighting Point 燈位		4	7	-	-	3	-	3	4	5	-	-	-	3	-	3
		Fused Spur Unit for Mirror Cabinet Luminaire 接線位連保險絲供鏡櫃燈	1	1	-	-	1	-	1	1	1	-	-	-	1	-	1
		Connection Point for Mirror Cabinet Luminaire 接線位供鏡櫃燈	1	1	-	-	1	-	1	1	1	-	-	-	1	-	1
		13A Single Socket Outlet 13A 單位電插座	1	1	-	-	1	-	1	1	1	-	-	-	1	-	1
		Fused Spur Unit for Exhaust Fan 接線位連保險絲供抽氣扇	-	1	-	-	-	-	-	-	1	-	-	-	-	-	-
		Fused Spur Unit for Heated Towel Rack 接線位連保險絲供熱毛巾架	-	-	-	-	-	-	-	-	-	-	-	-	-	-	-
		Fused Spur Unit for Pivot Mirror 接線位連保險絲供化妝鏡	-	-	-	-	-	-	-	-	-	-	-	-	-	-	-
		Power Connection Unit for Thermo Ventilator 接線座供浴室寶	1	1	-	-	1	-	1	1	1	-	-	-	1	-	1
		Gas Water Heater Remote Control 煤氣熱水爐溫度控制器	1	1	-	-	1	-	1	1	1	-	-	-	1	-	1
Bathroom / Bathroom 1 浴室 / 浴室 1	Lighting Point 燈位		3	3	3	3	3	3	3	3	3	3	3	3	3	3	3
		Fused Spur Unit for Mirror Cabinet Luminaire 接線位連保險絲供鏡櫃燈	1	1	1	1	1	1	1	1	1	1	1	1	1	1	1
		Connection Point for Mirror Cabinet Luminaire 接線位供鏡櫃燈	1	1	1	1	1	1	1	1	1	1	1	1	1	1	1
		13A Single Socket Outlet 13A 單位電插座	1	1	1	1	1	1	1	1	1	1	1	1	1	1	1
		Fused Spur Unit for Exhaust Fan 接線位連保險絲供抽氣扇	-	1	1	-	-	1	1	-	1	1	1	-	-	1	1
		Power Connection Unit for Thermo Ventilator 接線座供浴室寶	1	1	1	1	1	1	1	1	1	1	1	1	1	1	1
		Gas Water Heater Remote Control 煤氣熱水爐溫度控制器	1	1	-	1	1	-	1	1	1	-	-	1	1	-	1
		Electric Water Heater Remote Control 電熱水爐溫度控制器	-	-	1	-	-	1	-	-	-	1	1	-	-	1	-

Notes:

1. The symbol “ - ” as shown in the above table denotes “ Not Provided ” or “ Not Applicable ”.

2. The symbol “>” as shown in the above table denotes the provisions are installed in the dining room.

3. 4/F, 13/F and 14/F are omitted.

註：

1. 上述符號 “ - ” 表示不提供或不適用。

2. 上述符號 “>” 表示裝置安裝於飯廳。

3. 不設4樓、13樓及14樓。

FITTINGS, FINISHES AND APPLIANCES

裝置、裝修物料及設備

Schedule of Mechanical & Electrical Provisions 機電裝置數量說明表

Tower 1 第1座

Location 位置	Provision 裝置		2/F-3/F, 5/F-12/F and 15/F (excluding 10/F) 2樓至3樓，5樓至12樓及15樓 (不包括10樓)								10/F 10樓								16/F 16樓		
	Exposed Type 外露型	Non-Exposed Type 非外露型	A	B	C	D	E	F	G	H	A	B	C	D	E	F	G	H	A	B	C
Master Bathroom 主人浴室	Lighting Point 燈位		4	5	-	-	-	3	-	3	4	7	-	-	-	3	-	3	8	4	5
		Fused Spur Unit for Mirror Cabinet Luminaire 接線位連保險絲供鏡櫃燈	1	1	-	-	-	1	-	1	1	1	-	-	-	1	-	1	1	1	1
		Connection Point for Mirror Cabinet Luminaire 接線位供鏡櫃燈	1	1	-	-	-	1	-	1	1	1	-	-	-	1	-	1	1	1	1
		13A Single Socket Outlet 13A 單位電插座	1	1	-	-	-	1	-	1	1	1	-	-	-	1	-	1	1	1	1
		Fused Spur Unit for Exhaust Fan 接線位連保險絲供抽氣扇	-	1	-	-	-	-	-	-	-	1	-	-	-	-	-	-	1	1	1
		Fused Spur Unit for Heated Towel Rack 接線位連保險絲供熱毛巾架	-	-	-	-	-	-	-	-	-	-	-	-	-	-	-	-	1	1	1
		Fused Spur Unit for Pivot Mirror 接線位連保險絲供化妝鏡	-	-	-	-	-	-	-	-	-	-	-	-	-	-	-	-	1	1	1
		Power Connection Unit for Thermo Ventilator 接線座供浴室寶	1	1	-	-	-	1	-	1	1	1	-	-	-	1	-	1	1	1	1
		Gas Water Heater Remote Control 煤氣熱水爐溫度控制器	1	1	-	-	-	1	-	1	1	1	-	-	-	1	-	1	1	1	1
Bathroom / Bathroom 1 浴室 / 浴室 1	Lighting Point 燈位		3	3	3	3	3	3	3	3	3	-	3	3	3	3	3	3	3	4	3
		Fused Spur Unit for Mirror Cabinet Luminaire 接線位連保險絲供鏡櫃燈	1	1	1	1	1	1	1	1	1	-	1	1	1	1	1	1	1	1	1
		Connection Point for Mirror Cabinet Luminaire 接線位供鏡櫃燈	1	1	1	1	1	1	1	1	1	-	1	1	1	1	1	1	1	1	1
		13A Single Socket Outlet 13A 單位電插座	1	1	1	1	1	1	1	1	1	-	1	1	1	1	1	1	1	1	1
		Fused Spur Unit for Exhaust Fan 接線位連保險絲供抽氣扇	-	1	1	1	-	-	1	1	-	-	1	1	-	-	1	1	-	1	1
		Power Connection Unit for Thermo Ventilator 接線座供浴室寶	1	1	1	1	1	1	1	1	1	-	1	1	1	1	1	1	1	1	1
		Gas Water Heater Remote Control 煤氣熱水爐溫度控制器	1	1	-	-	1	1	-	1	1	-	-	-	1	1	-	1	1	1	1
		Electric Water Heater Remote Control 電熱水爐溫度控制器	-	-	1	1	-	-	1	-	-	-	1	1	-	-	1	-	-	-	-

Notes:

1. The symbol “ - ” as shown in the above table denotes “ Not Provided ” or “ Not Applicable ”.

2. The symbol “>” as shown in the above table denotes the provisions are installed in the dining room.

3. 4/F, 13/F and 14/F are omitted.

註：

1. 上述符號 “ - ” 表示不提供或不適用。

2. 上述符號 “>” 表示裝置安裝於飯廳。

3. 不設4樓、13樓及14樓。

FITTINGS, FINISHES AND APPLIANCES

裝置、裝修物料及設備

Schedule of Mechanical & Electrical Provisions 機電裝置數量說明表

Tower 1 第1座

Location 位置	Provision 裝置		G/F 地下								1/F 1樓							
	Exposed Type 外露型	Non-Exposed Type 非外露型	A	B	D	E	F	G	H	A	B	C	D	E	F	G	H	
Bathroom 2 浴室 2	Lighting Point 燈位		3	3	-	-	-	-	-	4	4	-	-	-	-	-	-	
		Fused Spur Unit for Mirror Cabinet Luminaire 接線位連保險絲供鏡櫃燈	1	1	-	-	-	-	-	1	1	-	-	-	-	-	-	
		Connection Point for Mirror Cabinet Luminaire 接線位供鏡櫃燈	1	1	-	-	-	-	-	1	1	-	-	-	-	-	-	
		13A Single Socket Outlet 13A 單位電插座	1	1	-	-	-	-	-	1	1	-	-	-	-	-	-	
		Fused Spur Unit for Exhaust Fan 接線位連保險絲供抽氣扇	1	-	-	-	-	-	-	1	1	-	-	-	-	-	-	
		Power Connection Unit for Thermo Ventilator 接線座供浴室寶	1	1	-	-	-	-	-	1	1	-	-	-	-	-	-	
		Gas Water Heater Remote Control 煤氣熱水爐溫度控制器	1	1	-	-	-	-	-	1	1	-	-	-	-	-	-	
Bathroom 3 浴室 3	Lighting Point 燈位		-	-	-	-	-	-	-	-	-	-	-	-	-	-	-	
		Fused Spur Unit for Mirror Cabinet Luminaire 接線位連保險絲供鏡櫃燈	-	-	-	-	-	-	-	-	-	-	-	-	-	-	-	
		Connection Point for Mirror Cabinet Luminaire 接線位供鏡櫃燈	-	-	-	-	-	-	-	-	-	-	-	-	-	-	-	
		13A Single Socket Outlet 13A 單位電插座	-	-	-	-	-	-	-	-	-	-	-	-	-	-	-	
		Fused Spur Unit for Exhaust Fan 接線位連保險絲供抽氣扇	-	-	-	-	-	-	-	-	-	-	-	-	-	-	-	
		Power Connection Unit for Thermo Ventilator 接線座供浴室寶	-	-	-	-	-	-	-	-	-	-	-	-	-	-	-	
		Gas Water Heater Remote Control 煤氣熱水爐溫度控制器	-	-	-	-	-	-	-	-	-	-	-	-	-	-	-	
		Electric Water Heater Remote Control 電熱水爐溫度控制器	-	-	-	-	-	-	-	-	-	-	-	-	-	-	-	

Notes:

1. The symbol “ - ” as shown in the above table denotes “ Not Provided ” or “ Not Applicable ”.

2. The symbol ">" as shown in the above table denotes the provisions are installed in the dining room.

3. 4/F, 13/F and 14/F are omitted.

註：

1. 上述符號 " - " 表示不提供或不適用。

2. 上述符號 "> " 表示裝置安裝於飯廳。

3. 不設4樓、13樓及14樓。

FITTINGS, FINISHES AND APPLIANCES

裝置、裝修物料及設備

Schedule of Mechanical & Electrical Provisions 機電裝置數量說明表

Tower 1 第1座

Location 位置	Provision 裝置		2/F-3/E, 5/F-12/F and 15/F 2樓至3樓，5樓至12樓及15樓								16/F 16樓		
	Exposed Type 外露型	Non-Exposed Type 非外露型	A	B	C	D	E	F	G	H	A	B	C
Bathroom 2 浴室 2	Lighting Point 燈位		4	4	-	-	-	-	-	-	3	-	3
		Fused Spur Unit for Mirror Cabinet Luminaire 接線位連保險絲供鏡櫃燈	1	1	-	-	-	-	-	-	1	-	1
		Connection Point for Mirror Cabinet Luminaire 接線位供鏡櫃燈	1	1	-	-	-	-	-	-	1	-	1
		13A Single Socket Outlet 13A 單位電插座	1	1	-	-	-	-	-	-	1	-	1
		Fused Spur Unit for Exhaust Fan 接線位連保險絲供抽氣扇	1	1	-	-	-	-	-	-	1	-	1
		Power Connection Unit for Thermo Ventilator 接線座供浴室寶	1	1	-	-	-	-	-	-	1	-	1
		Gas Water Heater Remote Control 煤氣熱水爐溫度控制器	1	1	-	-	-	-	-	-	1	-	1
Bathroom 3 浴室 3	Lighting Point 燈位		-	-	-	-	-	-	-	-	3	-	-
		Fused Spur Unit for Mirror Cabinet Luminaire 接線位連保險絲供鏡櫃燈	-	-	-	-	-	-	-	-	1	-	-
		Connection Point for Mirror Cabinet Luminaire 接線位供鏡櫃燈	-	-	-	-	-	-	-	-	1	-	-
		13A Single Socket Outlet 13A 單位電插座	-	-	-	-	-	-	-	-	1	-	-
		Fused Spur Unit for Exhaust Fan 接線位連保險絲供抽氣扇	-	-	-	-	-	-	-	-	1	-	-
		Power Connection Unit for Thermo Ventilator 接線座供浴室寶	-	-	-	-	-	-	-	-	1	-	-
		Gas Water Heater Remote Control 煤氣熱水爐溫度控制器	-	-	-	-	-	-	-	-	1	-	-
		Electric Water Heater Remote Control 電熱水爐溫度控制器	-	-	-	-	-	-	-	-	-	-	-

Notes:

1. The symbol “ - ” as shown in the above table denotes “ Not Provided ” or “ Not Applicable ”.

2. The symbol ">" as shown in the above table denotes the provisions are installed in the dining room.

3. 4/F, 13/F and 14/F are omitted.

註：

1. 上述符號 " - " 表示不提供或不適用。

2. 上述符號 ">" 表示裝置安裝於飯廳。

3. 不設4樓、13樓及14樓。

FITTINGS, FINISHES AND APPLIANCES

裝置、裝修物料及設備

Schedule of Mechanical & Electrical Provisions 機電裝置數量說明表

Tower 1 第1座

Location 位置	Provision 裝置		G/F 地下							1/F 1樓							
	Exposed Type 外露型	Non-Exposed Type 非外露型	A	B	D	E	F	G	H	A	B	C	D	E	F	G	H
Master Bedroom 主人睡房	TV / FM Connection Point 電視 / 收音機天線接駁點		1	1	-	-	1	-	1	1	1	-	-	-	1	-	1
	Telephone Connection Point 電話接駁點		1	1	-	-	1	-	1	1	1	-	-	-	1	-	1
	Lighting Switch 燈具開關		3	5	-	-	3	-	3	4	4	-	-	-	4	-	4
	Lighting Point 燈位		2^	4	-	-	2	-	2	2	2	-	-	-	2	-	2
	Equipment Switch 設備開關		1	1	-	-	1	-	1	1	1	-	-	-	1	-	1
	13A Twin Socket Outlet 13A 雙位電插座		2	2	-	-	2	-	2	2	2	-	-	-	2	-	2
	Spare Connection Point 備用接駁點		1	1	-	-	1	-	1	1	1	-	-	-	1	-	1
	Switch for Indoor A/C Unit 室內冷氣機開關掣		1	2	-	-	1	-	1	1	1	-	-	-	1	-	1
Bedroom / Bedroom 1 睡房 / 睡房 1	TV / FM Connection Point 電視 / 收音機天線接駁點		1	1	1	1	1	1	1	1	1	1	1	1	1	1	1
	Telephone Connection Point 電話接駁點		1	1	1	1	1	1	1	1	1	1	1	1	1	1	1
	Lighting Switch 燈具開關		3	1	1	2	1	3	1	3	4	2	2	1	1	3	1
	Lighting Point 燈位		1	1	2	2	1	1	1	1	1	2	2	2	1	1	1
	Equipment Switch 設備開關		1	-	-	-	-	1	-	1	1	-	-	-	-	1	-
	13A Single Socket Outlet 13A 單位電插座		2	2	2	2	2	2	2	2	2	2	2	2	2	2	2
	13A Twin Socket Outlet 13A 雙位電插座		-	-	-	-	-	-	-	-	-	-	-	-	-	-	-
	Spare Connection Point 備用接駁點		1	1	1	1	1	1	1	1	1	1	1	1	1	1	1
	Switch for Indoor A/C Unit 室內冷氣機開關掣		1	1	1	1	1	1	1	1	1	1	1	1	1	1	1

Notes:

- The symbol “ - ” as shown in the above table denotes “ Not Provided ” or “ Not Applicable ”.
- The symbol “>” as shown in the above table denotes the provisions are installed in the dining room.
- 4/F, 13/F and 14/F are omitted.
- The symbol “^” as shown in the above table denotes the provisions of lighting point to be 4 in 5/F Unit A.

註：

- 上述符號 “ - ” 表示不提供或不適用。
- 上述符號 “>” 表示裝置安裝於飯廳。
- 不設4樓、13樓及14樓。
- 上述符號“^”表示5樓A單位的燈位數量為4。

FITTINGS, FINISHES AND APPLIANCES

裝置、裝修物料及設備

Schedule of Mechanical & Electrical Provisions 機電裝置數量說明表

Tower 1 第1座

Location 位置	Provision 裝置		2/F-3/F, 5/F-12/F and 15/F (excluding 10/F) 2樓至3樓，5樓至12樓及15樓 (不包括10樓)								10/F 10樓								16/F 16樓		
	Exposed Type 外露型	Non-Exposed Type 非外露型	A	B	C	D	E	F	G	H	A	B	C	D	E	F	G	H	A	B	C
Master Bedroom 主人睡房	TV / FM Connection Point 電視 / 收音機天線接駁點		1	1	-	-	-	1	-	1	1	2	-	-	-	1	-	1	2	2	2
	Telephone Connection Point 電話接駁點		1	1	-	-	-	1	-	1	1	2	-	-	-	1	-	1	1	1	1
	Lighting Switch 燈具開關		4	4	-	-	-	4	-	4	4	5	-	-	-	4	-	4	4	5	4
	Lighting Point 燈位		2^	2	-	-	-	2	-	2	2^	6	-	-	-	2	-	2	2	3	2
	Equipment Switch 設備開關		1	1	-	-	-	1	-	1	1	1	-	-	-	1	-	1	2	2	2
	13A Twin Socket Outlet 13A 雙位電插座		2	2	-	-	-	2	-	2	2	2	-	-	-	2	-	2	3	3	3
	Spare Connection Point 備用接駁點		1	1	-	-	-	1	-	1	1	1	-	-	-	1	-	1	2	1	1
	Switch for Indoor A/C Unit 室內冷氣機開關掣		1	1	-	-	-	1	-	1	1	2	-	-	-	1	-	1	2	2	1
	13A Single Socket Outlet 13A 單位電插座		-	-	-	-	-	-	-	-	-	1	-	-	-	-	-	-	-	-	-
Bedroom / Bedroom 1 睡房 / 睡房 1	TV / FM Connection Point 電視 / 收音機天線接駁點		1	1	1	1	1	1	1	1	1	-	1	1	1	1	1	1	2	1	1
	Telephone Connection Point 電話接駁點		1	1	1	1	1	1	1	1	1	-	1	1	1	1	1	1	1	1	1
	Lighting Switch 燈具開關		3	3	2	2	1	1	3	1	3	-	2	2	1	1	3	1	4	1	3
	Lighting Point 燈位		1	1	2	2	2	1	1	1	1	-	2	2	2	1	1	1	2	1	1
	Equipment Switch 設備開關		1	1	-	-	-	-	1	-	1	-	-	-	-	-	1	-	1	-	1
	13A Single Socket Outlet 13A 單位電插座		2	2	2	2	2	2	2	2	2	-	2	2	2	2	2	2	-	2	2
	13A Twin Socket Outlet 13A 雙位電插座		-	-	-	-	-	-	-	-	-	-	-	-	-	-	-	-	2	-	-
	Spare Connection Point 備用接駁點		1	1	1	1	1	1	1	1	1	-	1	1	1	1	1	1	1	1	1
	Switch for Indoor A/C Unit 室內冷氣機開關掣		1	1	1	1	1	1	1	1	1	-	1	1	1	1	1	1	1	1	1

Notes:

- The symbol “ - ” as shown in the above table denotes “ Not Provided ” or “ Not Applicable ”.
- The symbol ">" as shown in the above table denotes the provisions are installed in the dining room.
- 4/F, 13/F and 14/F are omitted.
- The symbol "^" as shown in the above table denotes the provisions of lighting point to be 4 in 5/F Unit A.

註：

- 上述符號 " - " 表示不提供或不適用。
- 上述符號 ">" 表示裝置安裝於飯廳。
- 不設4樓、13樓及14樓。
- 上述符號 "^" 表示5樓A單位的燈位數量為4。

FITTINGS, FINISHES AND APPLIANCES

裝置、裝修物料及設備

Schedule of Mechanical & Electrical Provisions 機電裝置數量說明表

Tower 1 第1座

Location 位置	Provision 裝置		G/F 地下								1/F 1樓							
	Exposed Type 外露型	Non-Exposed Type 非外露型	A	B	D	E	F	G	H	A	B	C	D	E	F	G	H	
Bedroom 2 睡房 2	TV / FM Connection Point 電視 / 收音機天線接駁點		1	1	1	1	1	-	1	1	1	1	1	1	1	-	1	
	Telephone Connection Point 電話接駁點		1	1	1	1	1	-	1	1	1	1	1	1	1	-	1	
	Lighting Switch 燈具開關		1	3	1	1	2	-	1	1	1	1	1	1	1	-	1	
	Lighting Point 燈位		1	1	1	1	1	-	1	1	1	1	1	1	1	-	1	
	Equipment Switch 設備開關		-	1	-	-	-	-	-	-	-	-	-	-	-	-	-	
	13A Single Socket Outlet 13A 單位電插座		2	2	2	2	2	-	2	2	2	2	2	2	2	-	2	
	13A Twin Socket Outlet 13A 雙位電插座		-	-	-	-	-	-	-	-	-	-	-	-	-	-	-	
	Spare Connection Point 備用接駁點		1	1	1	1	1	-	1	1	1	1	1	1	1	-	1	
	Switch for Indoor A/C Unit 室內冷氣機開關掣		1	1	1	1	1	-	1	1	1	1	1	1	1	-	1	
Bedroom 3 睡房 3	TV / FM Connection Point 電視 / 收音機天線接駁點		1	1	-	-	-	-	-	1	1	-	-	-	-	-	-	
	Telephone Connection Point 電話接駁點		1	1	-	-	-	-	-	1	1	-	-	-	-	-	-	
	Lighting Switch 燈具開關		1	1	-	-	-	-	-	1	1	-	-	-	-	-	-	
	Lighting Point 燈位		1	1	-	-	-	-	-	1	1	-	-	-	-	-	-	
	Equipment Switch 設備開關		-	-	-	-	-	-	-	-	-	-	-	-	-	-	-	
	13A Single Socket Outlet 13A 單位電插座		2	2	-	-	-	-	-	2	2	-	-	-	-	-	-	
	Spare Connection Point 備用接駁點		1	1	-	-	-	-	-	1	1	-	-	-	-	-	-	
	Switch for Indoor A/C Unit 室內冷氣機開關掣		1	1	-	-	-	-	-	1	1	-	-	-	-	-	-	

Notes:

1. The symbol “ - ” as shown in the above table denotes “ Not Provided ” or “ Not Applicable ”.

2. The symbol “>” as shown in the above table denotes the provisions are installed in the dining room.

3. 4/F, 13/F and 14/F are omitted.

註：

1. 上述符號 “ - ” 表示不提供或不適用。

2. 上述符號 “>” 表示裝置安裝於飯廳。

3. 不設4樓、13樓及14樓。

FITTINGS, FINISHES AND APPLIANCES

裝置、裝修物料及設備

Schedule of Mechanical & Electrical Provisions 機電裝置數量說明表

Tower 1 第1座

Location 位置	Provision 裝置		2/F-3/E, 5/F-12/F and 15/F 2樓至3樓，5樓至12樓及15樓								16/F 16樓		
	Exposed Type 外露型	Non-Exposed Type 非外露型	A	B	C	D	E	F	G	H	A	B	C
Bedroom 2 睡房 2	TV / FM Connection Point 電視 / 收音機天線接駁點		1	1	1	1	1	1	-	1	2	1	1
	Telephone Connection Point 電話接駁點		1	1	1	1	1	1	-	1	1	1	1
	Lighting Switch 燈具開關		1	1	1	1	1	1	-	1	4	1	1
	Lighting Point 燈位		1	1	1	1	1	1	-	1	2	1	1
	Equipment Switch 設備開關		-	-	-	-	-	-	-	-	1	-	-
	13A Single Socket Outlet 13A 單位電插座		2	2	2	2	2	2	-	2	-	2	2
	13A Twin Socket Outlet 13A 雙位電插座		-	-	-	-	-	-	-	-	2	-	-
	Spare Connection Point 備用接駁點		1	1	1	1	1	1	-	1	1	1	1
	Switch for Indoor A/C Unit 室內冷氣機開關掣		1	1	1	1	1	1	-	1	1	1	1
Bedroom 3 睡房 3	TV / FM Connection Point 電視 / 收音機天線接駁點		1	1	-	-	-	-	-	-	2	-	-
	Telephone Connection Point 電話接駁點		1	1	-	-	-	-	-	-	1	-	-
	Lighting Switch 燈具開關		1	1	-	-	-	-	-	-	3	-	-
	Lighting Point 燈位		1	1	-	-	-	-	-	-	1	-	-
	Equipment Switch 設備開關		-	-	-	-	-	-	-	-	1	-	-
	13A Single Socket Outlet 13A 單位電插座		2	2	-	-	-	-	-	-	2	-	-
	Spare Connection Point 備用接駁點		1	1	-	-	-	-	-	-	1	-	-
	Switch for Indoor A/C Unit 室內冷氣機開關掣		1	1	-	-	-	-	-	-	1	-	-

Notes:

1. The symbol “ - ” as shown in the above table denotes “ Not Provided ” or “ Not Applicable ”.

2. The symbol ">" as shown in the above table denotes the provisions are installed in the dining room.

3. 4/F, 13/F and 14/F are omitted.

註：

1. 上述符號 " - " 表示不提供或不適用。

2. 上述符號 ">" 表示裝置安裝於飯廳。

3. 不設4樓、13樓及14樓。

FITTINGS, FINISHES AND APPLIANCES

裝置、裝修物料及設備

Schedule of Mechanical & Electrical Provisions 機電裝置數量說明表

Tower 1 第1座

Location 位置	Provision 裝置		G/F 地下							1/F 1樓							
	Exposed Type 外露型	Non-Exposed Type 非外露型	A	B	D	E	F	G	H	A	B	C	D	E	F	G	H
Utility Room 工作房	Lighting Switch 燈具開關		2	2	-	-	2	-	2	2	2	-	-	-	2	-	2
	Lighting Point 燈位		1	1	-	-	1	-	1	1	1	-	-	-	1	-	1
	Equipment Switch 設備開關		1	1	-	-	1	-	1	1	1	-	-	-	1	-	1
		Washing Machine / Washer Dryer Connection Point (Water Point) 洗衣機 / 洗衣乾衣機接駁點(來水位)	1	-	-	-	-	-	-	1	-	-	-	-	-	-	-
		Washing Machine / Washer Dryer Connection Point (Drain Point) 洗衣機 / 洗衣乾衣機接駁點(去水位)	1	-	-	-	-	-	-	1	-	-	-	-	-	-	-
		13A Single Socket Outlet (Connected to Kitchen Appliance) 13A 單位電插座 (已接駁廚房設備)	1	-	-	-	-	-	-	1	-	-	-	-	-	-	-
	13A Single Socket Outlet 13A 單位電插座		-	1	-	-	-	-	-	-	-	-	-	-	-	-	-
	13A Twin Socket Outlet 13A 雙位電插座		1	-	-	-	1	-	1	1	1	-	-	-	1	-	1
	Switch for Indoor A/C Unit 室內冷氣機開關掣		1	1	-	-	1	-	1	1	1	-	-	-	1	-	1
	Distribution Board 配電箱		1	1	-	-	1	-	1	1	1	-	-	-	1	-	1
Toilet 衛生間	Lighting Point 燈位		1	1	-	-	1	-	1	1	1	-	-	-	1	-	1
		Fused Spur Unit for Exhaust Fan 接線位連保險絲供抽氣扇	1	1	-	-	1	-	1	1	1	-	-	-	1	-	1

Notes:

1. The symbol “ - ” as shown in the above table denotes “ Not Provided ” or “ Not Applicable ”.

2. The symbol ">" as shown in the above table denotes the provisions are installed in the dining room.

3. 4/F, 13/F and 14/F are omitted.

註：

1. 上述符號 " - " 表示不提供或不適用。

2. 上述符號 ">" 表示裝置安裝於飯廳。

3. 不設4樓、13樓及14樓。

FITTINGS, FINISHES AND APPLIANCES

裝置、裝修物料及設備

Schedule of Mechanical & Electrical Provisions 機電裝置數量說明表

Tower 1 第1座

Location 位置	Provision 裝置		2/F-3/E, 5/F-12/F and 15/F 2樓至3樓，5樓至12樓及15樓								16/F 16樓		
	Exposed Type 外露型	Non-Exposed Type 非外露型	A	B	C	D	E	F	G	H	A	B	C
Utility Room 工作房	Lighting Switch 燈具開關		2	2	-	-	-	2	-	2	3	2	2
	Lighting Point 燈位		1	1	-	-	-	1	-	1	2	1	1
	Equipment Switch 設備開關		1	1	-	-	-	1	-	1	1	1	1
		Washing Machine / Washer Dryer Connection Point (Water Point) 洗衣機 / 洗衣乾衣機接駁點(來水位)	1	-	-	-	-	-	-	-	1	-	1
		Washing Machine / Washer Dryer Connection Point (Drain Point) 洗衣機 / 洗衣乾衣機接駁點(去水位)	1	-	-	-	-	-	-	-	1	-	1
		13A Single Socket Outlet (Connected to Kitchen Appliance) 13A 單位電插座 (已接駁廚房設備)	1	-	-	-	-	-	-	-	2	-	1
	13A Twin Socket Outlet 13A 雙位電插座		1	1	-	-	-	1	-	1	1	1	1
	Switch for Indoor A/C Unit 室內冷氣機開關掣		1	1	-	-	-	1	-	1	1	1	1
	Distribution Board 配電箱		1	1	-	-	-	1	-	1	1	1	1
Toilet 衛生間	Lighting Point 燈位		1	1	-	-	-	1	-	1	1	1	1
		Fused Spur Unit for Exhaust Fan 接線位連保險絲供抽氣扇	1	1	-	-	-	1	-	1	1	1	1

Notes:

1. The symbol “ - ” as shown in the above table denotes “ Not Provided ” or “ Not Applicable ”.

2. The symbol ">" as shown in the above table denotes the provisions are installed in the dining room.

3. 4/F, 13/F and 14/F are omitted.

註：

1. 上述符號 " - " 表示不提供或不適用。

2. 上述符號 ">" 表示裝置安裝於飯廳。

3. 不設4樓、13樓及14樓。

FITTINGS, FINISHES AND APPLIANCES

裝置、裝修物料及設備

Schedule of Mechanical & Electrical Provisions 機電裝置數量說明表

Tower 1 第1座

Location 位置	Provision 裝置		G/F 地下								1/F 1樓							
	Exposed Type 外露型	Non-Exposed Type 非外露型	A	B	D	E	F	G	H	A	B	C	D	E	F	G	H	
Study / Closet 書房 / 衣帽間	TV / FM Connection Point 電視 / 收音機天線接駁點		-	-	-	-	-	-	-	-	-	-	-	-	-	-	-	
	Telephone Connection Point 電話接駁點		-	-	-	-	-	-	-	-	-	-	-	-	-	-	-	
	Lighting Switch 燈具開關		-	-	-	-	-	-	-	-	-	-	-	-	-	-	-	
	Lighting Point 燈位		-	-	-	-	-	-	-	-	-	-	-	-	-	-	-	
	13A Single Socket Outlet 13A 單位電插座		-	-	-	-	-	-	-	-	-	-	-	-	-	-	-	
	Spare Connection Point 備用接駁點		-	-	-	-	-	-	-	-	-	-	-	-	-	-	-	
	Switch for Indoor A/C Unit 室內冷氣機開關掣		-	-	-	-	-	-	-	-	-	-	-	-	-	-	-	
Powder Room 化妝間	Lighting Point 燈位		-	-	-	-	-	-	-	-	-	-	-	-	-	-	-	
		Fused Spur Unit for Exhaust Fan 接線位連保險絲供抽氣扇	-	-	-	-	-	-	-	-	-	-	-	-	-	-	-	
		Fused Spur Unit for Mirror Cabinet Luminaire 接線位連保險絲供鏡櫃燈	-	-	-	-	-	-	-	-	-	-	-	-	-	-	-	
		Connection Point for Mirror Cabinet Luminaire 接線位供鏡櫃燈	-	-	-	-	-	-	-	-	-	-	-	-	-	-	-	
Store Room 儲物房	Lighting Point 燈位		-	-	1	-	-	-	-	-	-	-	1	-	-	-	-	
	Lighting Switch 燈具開關		-	-	-	-	-	-	-	-	-	-	-	-	-	-	-	
	13A Single Socket Outlet 13A 單位電插座		-	-	-	-	-	-	-	-	-	-	-	-	-	-	-	

Notes:

1. The symbol “ - ” as shown in the above table denotes “ Not Provided ” or “ Not Applicable ”.

2. The symbol ">" as shown in the above table denotes the provisions are installed in the dining room.

3. 4/F, 13/F and 14/F are omitted.

註：

1. 上述符號 " - " 表示不提供或不適用。

2. 上述符號 ">" 表示裝置安裝於飯廳。

3. 不設4樓、13樓及14樓。

FITTINGS, FINISHES AND APPLIANCES

裝置、裝修物料及設備

Schedule of Mechanical & Electrical Provisions 機電裝置數量說明表

Tower 1 第1座

Location 位置	Provision 裝置		2/F-3/E, 5/F-12/F and 15/F 2樓至3樓，5樓至12樓及15樓								16/F 16樓		
	Exposed Type 外露型	Non-Exposed Type 非外露型	A	B	C	D	E	F	G	H	A	B	C
Study / Closet 書房 / 衣帽間	TV / FM Connection Point 電視 / 收音機天線接駁點		-	-	-	-	-	-	-	-	1	-	-
	Telephone Connection Point 電話接駁點		-	-	-	-	-	-	-	-	1	-	-
	Lighting Switch 燈具開關		-	-	-	-	-	-	-	-	1	-	-
	Lighting Point 燈位		-	-	-	-	-	-	-	-	1	-	-
	13A Single Socket Outlet 13A 單位電插座		-	-	-	-	-	-	-	-	2	-	-
	Spare Connection Point 備用接駁點		-	-	-	-	-	-	-	-	1	-	-
	Switch for Indoor A/C Unit 室內冷氣機開關掣		-	-	-	-	-	-	-	-	1	-	-
Powder Room 化妝間	Lighting Point 燈位		-	-	-	-	-	-	-	-	2	-	-
		Fused Spur Unit for Exhaust Fan 接線位連保險絲供抽氣扇	-	-	-	-	-	-	-	-	1	-	-
		Fused Spur Unit for Mirror Cabinet Luminaire 接線位連保險絲供鏡櫃燈	-	-	-	-	-	-	-	-	1	-	-
		Connection Point for Mirror Cabinet Luminaire 接線位供鏡櫃燈	-	-	-	-	-	-	-	-	1	-	-
Store Room 儲物房	Lighting Point 燈位		-	-	-	1	-	-	-	-	-	1	-
	Lighting Switch 燈具開關		-	-	-	-	-	-	-	-	-	1	-
	13A Single Socket Outlet 13A 單位電插座		-	-	-	-	-	-	-	-	-	1	-

Notes:

1. The symbol “ - ” as shown in the above table denotes “ Not Provided ” or “ Not Applicable ”.

2. The symbol ">" as shown in the above table denotes the provisions are installed in the dining room.

3. 4/F, 13/F and 14/F are omitted.

註：

1. 上述符號 " - " 表示不提供或不適用。

2. 上述符號 ">" 表示裝置安裝於飯廳。

3. 不設4樓、13樓及14樓。

FITTINGS, FINISHES AND APPLIANCES

裝置、裝修物料及設備

Schedule of Mechanical & Electrical Provisions 機電裝置數量說明表

Tower 1 第1座

Location 位置	Provision 裝置		G/F 地下								1/F 1樓							
	Exposed Type 外露型	Non-Exposed Type 非外露型	A	B	D	E	F	G	H	A	B	C	D	E	F	G	H	
Private Garden 私人花園	Lighting Point 燈位		6	8	3	6	6	3	4	-	-	-	-	-	-	-	-	
	Weather-proof Lighting Switch 防水燈具開關		-	1	-	-	-	-	-	-	-	-	-	-	-	-	-	
	Weather-proof Socket Outlet 防水電插座		1	1	1	1	1	1	1	-	-	-	-	-	-	-	-	
	Weather-proof Isolator for Air-Conditioner Outdoor Unit 室外空調機防水隔離開關掣		4	4	2	2	3	1	3	-	-	-	-	-	-	-	-	
Flat Roof 平台	Lighting Point 燈位		-	-	-	-	-	-	-	-	1	-	-	-	-	-	-	
Balcony 露台	Lighting Point 燈位		-	-	-	-	-	-	-	1	1	1	1	1	1	1	1	
Air-Conditioner Platform 空調機平台	Weather-proof Isolator for Air-Conditioner Outdoor Unit 室外空調機防水隔離開關掣		-	-	-	-	-	-	-	4	4	2	2	2	3	1	3	
Roof 天台	Lighting Point 燈位		-	-	-	-	-	-	-	-	-	-	-	-	-	-	-	
	Weather-proof Socket Outlet 防水電插座		-	-	-	-	-	-	-	-	-	-	-	-	-	-	-	
	Weather-proof Isolator for Air-Conditioner Outdoor Unit 室外空調機防水隔離開關掣		-	-	-	-	-	-	-	-	-	-	-	-	-	-	-	
Utility Platform 工作平台	Lighting Point 燈位		-	-	-	-	-	-	-	1	1	1	1	-	1	-	1	
Filtration Plant Pit 過濾機井	Weather-proof Isolator for Filtration Equipment 過濾設備防水隔離開關掣		-	-	-	-	-	-	-	-	-	-	-	-	-	-	-	
	Weather-proof Lighting Switch 防水燈具開關		-	-	-	-	-	-	-	-	-	-	-	-	-	-	-	
	Lighting Point 燈位		-	-	-	-	-	-	-	-	-	-	-	-	-	-	-	

Notes:

1. The symbol “ - ” as shown in the above table denotes “ Not Provided ” or “ Not Applicable ”.

2. The symbol ">" as shown in the above table denotes the provisions are installed in the dining room.

3. 4/F, 13/F and 14/F are omitted.

註：

1. 上述符號 " - " 表示不提供或不適用。

2. 上述符號 "> " 表示裝置安裝於飯廳。

3. 不設4樓、13樓及14樓。

FITTINGS, FINISHES AND APPLIANCES

裝置、裝修物料及設備

Schedule of Mechanical & Electrical Provisions 機電裝置數量說明表

Tower 1 第1座

Location 位置	Provision 裝置		2/F-3/E, 5/F-12/F and 15/F 2樓至3樓，5樓至12樓及15樓								16/F 16樓		
	Exposed Type 外露型	Non-Exposed Type 非外露型	A	B	C	D	E	F	G	H	A	B	C
Private Garden 私人花園	Lighting Point 燈位		-	-	-	-	-	-	-	-	-	-	-
	Weather-proof Lighting Switch 防水燈具開關		-	-	-	-	-	-	-	-	-	-	-
	Weather-proof Socket Outlet 防水電插座		-	-	-	-	-	-	-	-	-	-	-
	Weather-proof Isolator for Air-Conditioner Outdoor Unit 室外空調機防水隔離開關掣		-	-	-	-	-	-	-	-	-	-	-
Flat Roof 平台	Lighting Point 燈位		-	-	-	-	-	-	-	-	6	-	-
Balcony 露台	Lighting Point 燈位		1	1	1	1	1	1	1	1	1	1	1
Air-Conditioner Platform 空調機平台	Weather-proof Isolator for Air-Conditioner Outdoor Unit 室外空調機防水隔離開關掣		4	4	2	2	2	3	1	3	-	-	-
Roof 天台	Lighting Point 燈位		-	-	-	-	-	-	-	-	33	18	20
	Weather-proof Socket Outlet 防水電插座		-	-	-	-	-	-	-	-	2	1	1
	Weather-proof Isolator for Air-Conditioner Outdoor Unit 室外空調機防水隔離開關掣		-	-	-	-	-	-	-	-	3	5	4
Utility Platform 工作平台	Lighting Point 燈位		1	1	1	1	-	1	-	1	-	1	-
Filtration Plant Pit 過濾機井	Weather-proof Isolator for Filtration Equipment 過濾設備防水隔離開關掣		-	-	-	-	-	-	-	-	1	-	-
	Weather-proof Lighting Switch 防水燈具開關		-	-	-	-	-	-	-	-	1	-	-
	Lighting Point 燈位		-	-	-	-	-	-	-	-	4	-	-

Notes:

1. The symbol “ - ” as shown in the above table denotes “ Not Provided ” or “ Not Applicable ”.

2. The symbol ">" as shown in the above table denotes the provisions are installed in the dining room.

3. 4/F, 13/F and 14/F are omitted.

註：

1. 上述符號 " - " 表示不提供或不適用。

2. 上述符號 ">" 表示裝置安裝於飯廳。

3. 不設4樓、13樓及14樓。

FITTINGS, FINISHES AND APPLIANCES

裝置、裝修物料及設備

Schedule of Mechanical & Electrical Provisions 機電裝置數量說明表

Tower 2 第2座

Location 位置	Provision 裝置		G/F 地下								1/F 1樓							
	Exposed Type 外露型	Non-Exposed Type 非外露型	A	B	C	D	E	F	H	A	B	C	D	E	F	G	H	
Main Entrance 大門入口	Door Bell Push Button 門鈴按鈕		1	1	1	1	1	1	1	1	1	1	1	1	1	1	1	
Foyer 玄關	Lighting Switch 燈具開關		-	-	-	-	-	1	-	-	-	-	-	-	-	-	-	
	Lighting Point 燈位		-	-	-	-	-	1	-	-	-	-	-	-	-	-	-	
Living Room And Dining Room 客廳及飯廳	TV / FM Connection Point 電視 / 收音機天線接駁點		2	2	2	2	2	2	2	2	2	2	2	2	2	2	2	
	Telephone Connection Point 電話接駁點		2	2	2	2	2	2	2	2	2	2	2	2	2	2	2	
	Lighting Switch 燈具開關		10	8	8	9	9	9	5	9	7	6	9	8	9	7	4	
	Lighting Point 燈位		6	3	3	6	3	3	2	6	3	2	6	3	5	4	2	
	Equipment Switch 設備開關		3	2	2	3	3	3	1	3	2	2	3	3	3	2	1	
	13A Single Socket Outlet 13A 單位電插座		1	1	-	1	1	1	-	1	1	-	1	1	1	1	-	
		13A Single Socket Outlet 13A 單位電插座	1	-	-	1	-	-	-	1	-	-	1	-	-	-	-	
		13A Single Socket Outlet (Connected to Kitchen Appliance) 13A 單位電插座 (已接駁廚房設備)	-	1	1	-	-	-	2	-	1	1	-	-	-	2	2	
	13A Twin Socket Outlet 13A 雙位電插座		4	3	3	4	4	4	3	4	3	3	4	4	4	3	3	
	Spare Connection Point 備用接駁點		1	1	1	1	1	1	1	1	1	1	1	1	1	1	1	
	Switch for Indoor A/C Unit 室內冷氣機開關掣		1	1	1	1	1	1	1	1	1	1	1	1	1	1	1	
Kitchen / Open Kitchen 廚房 / 開放式廚房		Door Bell 門鈴	1	1>	1>	1	1	1	1>	1	1>	1>	1	1	1	1>	1>	
		Fused Spur Unit for Door Bell 接線位連保險絲供門鈴	1	1>	1>	1	1	1	1>	1	1>	1>	1	1	1	1>	1>	
	Lighting Point 燈位		6	-	-	5	3	5	-	6	-	-	5	3	5	-	-	

Notes:

- The symbol “ - ” as shown in the above table denotes “ Not Provided ” or “ Not Applicable ”.
- The symbol ">" as shown in the above table denotes the provisions are installed in the dining room.
- 4/F, 13/F and 14/F are omitted.

註：

- 上述符號 " - " 表示不提供或不適用。
- 上述符號 ">" 表示裝置安裝於飯廳。
- 不設4樓、13樓及14樓。

FITTINGS, FINISHES AND APPLIANCES

裝置、裝修物料及設備

Schedule of Mechanical & Electrical Provisions 機電裝置數量說明表

Tower 2 第2座

Location 位置	Provision 裝置		2/F-3/F, 5/F-12/F and 15/F-16/F 2樓至3樓，5樓至12樓及15樓至16樓								17/F 17樓		
	Exposed Type 外露型	Non-Exposed Type 非外露型	A	B	C	D	E	F	G	H	A	B	C
Main Entrance 大門入口	Door Bell Push Button 門鈴按鈕		1	1	1	1	1	1	1	1	1	1	1
Foyer 玄關	Lighting Switch 燈具開關		-	-	-	-	-	-	-	-	-	-	-
	Lighting Point 燈位		-	-	-	-	-	-	-	-	-	-	-
Living Room And Dining Room 客廳及飯廳	TV / FM Connection Point 電視 / 收音機天線接駁點		2	2	2	2	2	2	2	2	2	2	2
	Telephone Connection Point 電話接駁點		2	2	2	2	2	2	2	2	2	2	2
	Lighting Switch 燈具開關		9	7	6	9	8	9	7	4	11	11	10
	Lighting Point 燈位		6	3	2	6	3	5	4	2	10	8	7
	Equipment Switch 設備開關		3	2	2	3	3	3	2	1	4	4	4
	13A Single Socket Outlet 13A 單位電插座		1	1	-	1	1	1	1	-	1	1	1
		13A Single Socket Outlet 13A 單位電插座	1	-	-	1	-	-	-	-	1	1	1
		13A Single Socket Outlet (Connected to Kitchen Appliance) 13A 單位電插座 (已接駁廚房設備)	-	1	1	-	-	-	2	2	-	-	-
	13A Twin Socket Outlet 13A 雙位電插座		4	3	3	4	4	4	3	3	4	4	4
	Spare Connection Point 備用接駁點		1	1	1	1	1	1	1	1	1	1	1
Kitchen / Open Kitchen 廚房 / 開放式廚房		Door Bell 門鈴	1	1>	1>	1	1	1	1>	1>	1	1	1
		Fused Spur Unit for Door Bell 接線位連保險絲供門鈴	1	1>	1>	1	1	1	1>	1>	1	1	1
	Lighting Point 燈位		6	-	-	5	3	5	-	-	7	5	7

Notes:

1. The symbol “ - ” as shown in the above table denotes “ Not Provided ” or “ Not Applicable ”.

2. The symbol ">" as shown in the above table denotes the provisions are installed in the dining room.

3. 4/F, 13/F and 14/F are omitted.

註：

1. 上述符號 " - " 表示不提供或不適用。

2. 上述符號 ">" 表示裝置安裝於飯廳。

3. 不設4樓、13樓及14樓。

FITTINGS, FINISHES AND APPLIANCES

裝置、裝修物料及設備

Schedule of Mechanical & Electrical Provisions 機電裝置數量說明表

Tower 2 第2座

Location 位置	Provision 裝置		G/F 地下								1/F 1樓							
	Exposed Type 外露型	Non-Exposed Type 非外露型	A	B	C	D	E	F	H	A	B	C	D	E	F	G	H	
Kitchen / Open Kitchen 廚房 / 開放式廚房		13A Single Socket Outlet (Connected to Kitchen Appliance) 13A 單位電插座 (已接駁廚房設備)	5	2	2	5	4	4	1	5	2	2	5	4	4	1	1	
	13A Twin Socket Outlet 13A 雙位電插座		1	1	1	1	1	1	1	1	1	1	1	1	1	1	1	
		Isolator for Electric Water Heater 電熱水爐隔離開關掣	-	1	1	-	-	-	1	-	1	1	-	-	-	1	1	
		Fused Spur Unit for Exhaust Fan 接線位連保險絲供抽氣扇	1	-	-	1	1	1	-	1	-	-	1	1	1	-	-	
		Fused Spur Unit for Gas Water Heater 接線位連保險絲供煤氣熱水爐	1	-	-	1	1	1	-	1	-	-	1	1	1	-	-	
		Fused Spur Unit for Kitchen Cabinet Luminaire 接線位連保險絲供廚櫃燈	1	1	1	1	1	1	1	1	1	1	1	1	1	1	1	
		Power Connection Unit for Steam Oven 接線座供蒸焗爐	1	1	1	1	1	1	1>	1	1	1	1	1	1	1	1>	1>
		Power Connection Unit for Induction Hob 接線座供電磁爐	-	1	1	-	-	-	1	-	1	1	-	-	-	1	1	
		Equipment Switch 設備開關	1	2	2	1	1	1	2>	1	2	2	1	1	1	1	2>	2>
		Distribution Board 配電箱	-	1	1	-	1	1	1>	-	1	1	-	1	1	1	1>	1>
		Towngas Connection Point 煤氣接駁點	1	-	-	1	1	1	-	1	-	-	1	1	1	-	-	
		Washing Machine / Washer Dryer Connection Point (Water Point) 洗衣機 / 洗衣乾衣機接駁點(來水位)	1	1	1	1	1	1	1>	1	1	1	1	1	1	1	1>	1>
		Washing Machine / Washer Dryer Connection Point (Drain Point) 洗衣機 / 洗衣乾衣機接駁點(去水位)	1	1	1	1	1	1	1>	1	1	1	1	1	1	1	1>	1>

Notes:

1. The symbol “ - ” as shown in the above table denotes “ Not Provided ” or “ Not Applicable ”.

2. The symbol ">" as shown in the above table denotes the provisions are installed in the dining room.

3. 4/F, 13/F and 14/F are omitted.

註：

1. 上述符號 " - " 表示不提供或不適用。

2. 上述符號 ">" 表示裝置安裝於飯廳。

3. 不設4樓、13樓及14樓。

FITTINGS, FINISHES AND APPLIANCES

裝置、裝修物料及設備

Schedule of Mechanical & Electrical Provisions 機電裝置數量說明表

Tower 2 第2座

Location 位置	Provision 裝置		2/F-3/F, 5/F-12/F and 15/F-16/F 2樓至3樓，5樓至12樓及15樓至16樓								17/F 17樓		
	Exposed Type 外露型	Non-Exposed Type 非外露型	A	B	C	D	E	F	G	H	A	B	C
Kitchen / Open Kitchen 廚房 / 開放式廚房		13A Single Socket Outlet (Connected to Kitchen Appliance) 13A 單位電插座 (已接駁廚房設備)	5	2	2	5	4	4	1	1	6	9	10
	13A Twin Socket Outlet 13A 雙位電插座		1	1	1	1	1	1	1	1	2	2	2
		Isolator for Electric Water Heater 電熱水爐隔離開關掣	-	1	1	-	-	-	1	1	-	-	-
		Fused Spur Unit for Exhaust Fan 接線位連保險絲供抽氣扇	1	-	-	1	1	1	-	-	1	1	1
		Fused Spur Unit for Gas Water Heater 接線位連保險絲供煤氣熱水爐	1	-	-	1	1	1	-	-	2	2	2
		Fused Spur Unit for Kitchen Cabinet Luminaire 接線位連保險絲供廚櫃燈	1	1	1	1	1	1	1	1	1	1	1
		Power Connection Unit for Steam Combination Oven 接線座供蒸焗爐	1	1	1	1	1	1	1>	1>	-	-	-
		Power Connection Unit for Steam Oven 接線座供蒸爐	-	-	-	-	-	-	-	-	1	1	1
		Power Connection Unit for Induction Hob 接線座供電磁爐	-	1	1	-	-	-	1	1	1	1	1
		Equipment Switch 設備開關	1	2	2	1	1	1	2>	2>	2	2	2
		Distribution Board 配電箱	-	1	1	-	1	1	1>	1>	-	-	-
		Towngas Connection Point 煤氣接駁點	1	-	-	1	1	1	-	-	1	1	1
		Washing Machine / Washer Dryer Connection Point (Water Point) 洗衣機 / 洗衣乾衣機接駁點(來水位)	1	1	1	1	1	1	1>	1>	-	-	1
		Washing Machine / Washer Dryer Connection Point (Drain Point) 洗衣機 / 洗衣乾衣機接駁點(去水位)	1	1	1	1	1	1	1>	1>	-	-	1

Notes:

1. The symbol “ - ” as shown in the above table denotes “ Not Provided ” or “ Not Applicable ”.

2. The symbol ">" as shown in the above table denotes the provisions are installed in the dining room.

3. 4/F, 13/F and 14/F are omitted.

註：

1. 上述符號 " - " 表示不提供或不適用。

2. 上述符號 ">" 表示裝置安裝於飯廳。

3. 不設4樓、13樓及14樓。

FITTINGS, FINISHES AND APPLIANCES

裝置、裝修物料及設備

Schedule of Mechanical & Electrical Provisions 機電裝置數量說明表

Tower 2 第2座

Location 位置	Provision 裝置		G/F 地下								1/F 1樓							
	Exposed Type 外露型	Non-Exposed Type 非外露型	A	B	C	D	E	F	H	A	B	C	D	E	F	G	H	
Master Bathroom 主人浴室	Lighting Point 燈位		3	-	-	3	-	-	-	3	-	-	3	-	-	-	-	
		Fused Spur Unit for Mirror Cabinet Luminaire 接線位連保險絲供鏡櫃燈	1	-	-	1	-	-	-	1	-	-	1	-	-	-	-	
		Connection Point for Mirror Cabinet Luminaire 接線位供鏡櫃燈	1	-	-	1	-	-	-	1	-	-	1	-	-	-	-	
		13A Single Socket Outlet 13A 單位電插座	1	-	-	1	-	-	-	1	-	-	1	-	-	-	-	
		Fused Spur Unit for Exhaust Fan 接線位連保險絲供抽氣扇	-	-	-	-	-	-	-	-	-	-	-	-	-	-	-	
		Fused Spur Unit for Heated Towel Rack 接線位連保險絲供熱毛巾架	-	-	-	-	-	-	-	-	-	-	-	-	-	-	-	
		Fused Spur Unit for Pivot Mirror 接線位連保險絲供化妝鏡	-	-	-	-	-	-	-	-	-	-	-	-	-	-	-	
		Power Connection Unit for Thermo Ventilator 接線座供浴室寶	1	-	-	1	-	-	-	1	-	-	1	-	-	-	-	
		Gas Water Heater Remote Control 煤氣熱水爐溫度控制器	1	-	-	1	-	-	-	1	-	-	1	-	-	-	-	
Bathroom / Bathroom 1 浴室 / 浴室 1	Lighting Point 燈位		3	3	3	3	3	3	3	3	3	3	3	3	3	3	3	
		Fused Spur Unit for Mirror Cabinet Luminaire 接線位連保險絲供鏡櫃燈	1	1	1	1	1	1	1	1	1	1	1	1	1	1	1	
		Connection Point for Mirror Cabinet Luminaire 接線位供鏡櫃燈	1	1	1	1	1	1	1	1	1	1	1	1	1	1	1	
		13A Single Socket Outlet 13A 單位電插座	1	1	1	1	1	1	1	1	1	1	1	1	1	1	1	
		Fused Spur Unit for Exhaust Fan 接線位連保險絲供抽氣扇	1	1	1	-	-	-	1	1	1	1	-	-	-	1	1	
		Power Connection Unit for Thermo Ventilator 接線座供浴室寶	1	1	1	1	1	1	1	1	1	1	1	1	1	1	1	
		Gas Water Heater Remote Control 煤氣熱水爐溫度控制器	1	-	-	1	1	1	-	1	-	-	1	1	1	-	-	
		Electric Water Heater Remote Control 電熱水爐溫度控制器	-	1	1	-	-	-	1	-	1	1	-	-	-	1	1	

Notes:

1. The symbol “ - ” as shown in the above table denotes “ Not Provided ” or “ Not Applicable ”.

2. The symbol “>” as shown in the above table denotes the provisions are installed in the dining room.

3. 4/F, 13/F and 14/F are omitted.

註：

1. 上述符號 “ - ” 表示不提供或不適用。

2. 上述符號 “>” 表示裝置安裝於飯廳。

3. 不設4樓、13樓及14樓。

FITTINGS, FINISHES AND APPLIANCES

裝置、裝修物料及設備

Schedule of Mechanical & Electrical Provisions 機電裝置數量說明表

Tower 2 第2座

Location 位置	Provision 裝置		2/F-3/F, 5/F-12/F and 15/F-16/F 2樓至3樓，5樓至12樓及15樓至16樓								17/F 17樓		
	Exposed Type 外露型	Non-Exposed Type 非外露型	A	B	C	D	E	F	G	H	A	B	C
Master Bathroom 主人浴室	Lighting Point 燈位		3	-	-	3	-	-	-	-	4	5	4
		Fused Spur Unit for Mirror Cabinet Luminaire 接線位連保險絲供鏡櫃燈	1	-	-	1	-	-	-	-	1	1	1
		Connection Point for Mirror Cabinet Luminaire 接線位供鏡櫃燈	1	-	-	1	-	-	-	-	1	1	1
		13A Single Socket Outlet 13A 單位電插座	1	-	-	1	-	-	-	-	1	1	1
		Fused Spur Unit for Exhaust Fan 接線位連保險絲供抽氣扇	-	-	-	-	-	-	-	-	1	-	1
		Fused Spur Unit for Heated Towel Rack 接線位連保險絲供熱毛巾架	-	-	-	-	-	-	-	-	-	1	1
		Fused Spur Unit for Pivot Mirror 接線位連保險絲供化妝鏡	-	-	-	-	-	-	-	-	1	1	1
		Power Connection Unit for Thermo Ventilator 接線座供浴室寶	1	-	-	1	-	-	-	-	1	1	1
		Gas Water Heater Remote Control 煤氣熱水爐溫度控制器	1	-	-	1	-	-	-	-	1	1	1
Bathroom / Bathroom 1 浴室 / 浴室 1	Lighting Point 燈位		3	3	3	3	3	3	3	3	3	3	3
		Fused Spur Unit for Mirror Cabinet Luminaire 接線位連保險絲供鏡櫃燈	1	1	1	1	1	1	1	1	1	1	1
		Connection Point for Mirror Cabinet Luminaire 接線位供鏡櫃燈	1	1	1	1	1	1	1	1	1	1	1
		13A Single Socket Outlet 13A 單位電插座	1	1	1	1	1	1	1	1	1	1	1
		Fused Spur Unit for Exhaust Fan 接線位連保險絲供抽氣扇	1	1	1	-	-	-	1	1	-	1	-
		Power Connection Unit for Thermo Ventilator 接線座供浴室寶	1	1	1	1	1	1	1	1	1	1	1
		Gas Water Heater Remote Control 煤氣熱水爐溫度控制器	1	-	-	1	1	1	-	-	1	1	1
		Electric Water Heater Remote Control 電熱水爐溫度控制器	-	1	1	-	-	-	1	1	-	-	-

Notes:

1. The symbol “ - ” as shown in the above table denotes “ Not Provided ” or “ Not Applicable ”.

2. The symbol ">" as shown in the above table denotes the provisions are installed in the dining room.

3. 4/F, 13/F and 14/F are omitted.

註：

1. 上述符號 " - " 表示不提供或不適用。

2. 上述符號 ">" 表示裝置安裝於飯廳。

3. 不設4樓、13樓及14樓。

FITTINGS, FINISHES AND APPLIANCES

裝置、裝修物料及設備

Schedule of Mechanical & Electrical Provisions 機電裝置數量說明表

Tower 2 第2座

Location 位置	Provision 裝置		G/F 地下								1/F 1樓							
	Exposed Type 外露型	Non-Exposed Type 非外露型	A	B	C	D	E	F	H	A	B	C	D	E	F	G	H	
Bathroom 2 浴室 2	Lighting Point 燈位		-	-	-	-	-	-	-	-	-	-	-	-	-	-	-	
		Fused Spur Unit for Mirror Cabinet Luminaire 接線位連保險絲供鏡櫃燈	-	-	-	-	-	-	-	-	-	-	-	-	-	-	-	
		Connection Point for Mirror Cabinet Luminaire 接線位供鏡櫃燈	-	-	-	-	-	-	-	-	-	-	-	-	-	-	-	
		13A Single Socket Outlet 13A 單位電插座	-	-	-	-	-	-	-	-	-	-	-	-	-	-	-	
		Fused Spur Unit for Exhaust Fan 接線位連保險絲供抽氣扇	-	-	-	-	-	-	-	-	-	-	-	-	-	-	-	
		Power Connection Unit for Thermo Ventilator 接線座供浴室寶	-	-	-	-	-	-	-	-	-	-	-	-	-	-	-	
		Gas Water Heater Remote Control 煤氣熱水爐溫度控制器	-	-	-	-	-	-	-	-	-	-	-	-	-	-	-	
Master Bedroom 主人睡房	TV / FM Connection Point 電視 / 收音機天線接駁點		1	-	-	1	-	-	-	1	-	-	1	-	-	-	-	
	Telephone Connection Point 電話接駁點		1	-	-	1	-	-	-	1	-	-	1	-	-	-	-	
	Lighting Switch 燈具開關		3	-	-	3	-	-	-	4	-	-	4	-	-	-	-	
	Lighting Point 燈位		2	-	-	2	-	-	-	2	-	-	2	-	-	-	-	
	Equipment Switch 設備開關		1	-	-	1	-	-	-	1	-	-	1	-	-	-	-	
	13A Twin Socket Outlet 13A 雙位電插座		2	-	-	2	-	-	-	2	-	-	2	-	-	-	-	
	Spare Connection Point 備用接駁點		1	-	-	1	-	-	-	1	-	-	1	-	-	-	-	
	Switch for Indoor A/C Unit 室內冷氣機開關掣		1	-	-	1	-	-	-	1	-	-	1	-	-	-	-	

Notes:

1. The symbol “ - ” as shown in the above table denotes “ Not Provided ” or “ Not Applicable ”.

2. The symbol ">" as shown in the above table denotes the provisions are installed in the dining room.

3. 4/F, 13/F and 14/F are omitted.

註：

1. 上述符號 " - " 表示不提供或不適用。

2. 上述符號 ">" 表示裝置安裝於飯廳。

3. 不設4樓、13樓及14樓。

FITTINGS, FINISHES AND APPLIANCES

裝置、裝修物料及設備

Schedule of Mechanical & Electrical Provisions 機電裝置數量說明表

Tower 2 第2座

Location 位置	Provision 裝置		2/F-3/F, 5/F-12/F and 15/F-16/F 2樓至3樓，5樓至12樓及15樓至16樓								17/F 17樓		
	Exposed Type 外露型	Non-Exposed Type 非外露型	A	B	C	D	E	F	G	H	A	B	C
Bathroom 2 浴室 2	Lighting Point 燈位		-	-	-	-	-	-	-	-	3	-	3
		Fused Spur Unit for Mirror Cabinet Luminaire 接線位連保險絲供鏡櫃燈	-	-	-	-	-	-	-	-	1	-	1
		Connection Point for Mirror Cabinet Luminaire 接線位供鏡櫃燈	-	-	-	-	-	-	-	-	1	-	1
		13A Single Socket Outlet 13A 單位電插座	-	-	-	-	-	-	-	-	1	-	1
		Fused Spur Unit for Exhaust Fan 接線位連保險絲供抽氣扇	-	-	-	-	-	-	-	-	1	-	1
		Power Connection Unit for Thermo Ventilator 接線座供浴室寶	-	-	-	-	-	-	-	-	1	-	1
		Gas Water Heater Remote Control 煤氣熱水爐溫度控制器	-	-	-	-	-	-	-	-	1	-	1
Master Bedroom 主人睡房	TV / FM Connection Point 電視 / 收音機天線接駁點		1	-	-	1	-	-	-	-	2	2	2
	Telephone Connection Point 電話接駁點		1	-	-	1	-	-	-	-	1	1	1
	Lighting Switch 燈具開關		4	-	-	4	-	-	-	-	4	4	4
	Lighting Point 燈位		2	-	-	2	-	-	-	-	3	5	2
	Equipment Switch 設備開關		1	-	-	1	-	-	-	-	1	2	2
	13A Twin Socket Outlet 13A 雙位電插座		2	-	-	2	-	-	-	-	3	3	3
	Spare Connection Point 備用接駁點		1	-	-	1	-	-	-	-	1	1	1
	Switch for Indoor A/C Unit 室內冷氣機開關掣		1	-	-	1	-	-	-	-	2	1	1

Notes:

1. The symbol “ - ” as shown in the above table denotes “ Not Provided ” or “ Not Applicable ”.

2. The symbol ">" as shown in the above table denotes the provisions are installed in the dining room.

3. 4/F, 13/F and 14/F are omitted.

註：

1. 上述符號 " - " 表示不提供或不適用。

2. 上述符號 "> " 表示裝置安裝於飯廳。

3. 不設4樓、13樓及14樓。

FITTINGS, FINISHES AND APPLIANCES

裝置、裝修物料及設備

Schedule of Mechanical & Electrical Provisions 機電裝置數量說明表

Tower 2 第2座

Location 位置	Provision 裝置		G/F 地下								1/F 1樓							
	Exposed Type 外露型	Non-Exposed Type 非外露型	A	B	C	D	E	F	H	A	B	C	D	E	F	G	H	
Bedroom / Bedroom 1 睡房 / 睡房 1	TV / FM Connection Point 電視 / 收音機天線接駁點		1	1	1	1	1	1	1	1	1	1	1	1	1	1	1	
	Telephone Connection Point 電話接駁點		1	1	1	1	1	1	1	1	1	1	1	1	1	1	1	
	Lighting Switch 燈具開關		1	1	1	1	2	1	3	1	1	2	1	1	1	2	3	
	Lighting Point 燈位		1	1	1	1	2	1	1	1	1	1	1	2	1	1	1	
	Equipment Switch 設備開關		-	-	-	-	-	-	1	-	-	-	-	-	-	-	1	
	13A Single Socket Outlet 13A 單位電插座		2	2	2	2	2	2	2	2	2	2	2	2	2	2	2	
	Spare Connection Point 備用接駁點		1	1	1	1	1	1	1	1	1	1	1	1	1	1	1	
	Switch for Indoor A/C Unit 室內冷氣機開關掣		1	1	1	1	1	1	1	1	1	1	1	1	1	1	1	
Bedroom 2 睡房 2	TV / FM Connection Point 電視 / 收音機天線接駁點		1	1	-	1	1	1	-	1	1	1	1	1	1	1	-	
	Telephone Connection Point 電話接駁點		1	1	-	1	1	1	-	1	1	1	1	1	1	1	-	
	Lighting Switch 燈具開關		1	1	-	1	1	1	-	1	2	1	1	1	1	1	-	
	Lighting Point 燈位		1	1	-	1	1	1	-	1	1	1	1	1	1	1	-	
	13A Single Socket Outlet 13A 單位電插座		2	2	-	2	2	2	-	2	2	2	2	2	2	2	-	
	Spare Connection Point 備用接駁點		1	1	-	1	1	1	-	1	1	1	1	1	1	1	-	
	Switch for Indoor A/C Unit 室內冷氣機開關掣		1	1	-	1	1	1	-	1	1	1	1	1	1	1	-	

Notes:

1. The symbol “ - ” as shown in the above table denotes “ Not Provided ” or “ Not Applicable ”.

2. The symbol ">" as shown in the above table denotes the provisions are installed in the dining room.

3. 4/F, 13/F and 14/F are omitted.

註：

1. 上述符號 " - " 表示不提供或不適用。

2. 上述符號 ">" 表示裝置安裝於飯廳。

3. 不設4樓、13樓及14樓。

FITTINGS, FINISHES AND APPLIANCES

裝置、裝修物料及設備

Schedule of Mechanical & Electrical Provisions 機電裝置數量說明表

Tower 2 第2座

Location 位置	Provision 裝置		2/F-3/F, 5/F-12/F and 15/F-16/F 2樓至3樓，5樓至12樓及15樓至16樓								17/F 17樓		
	Exposed Type 外露型	Non-Exposed Type 非外露型	A	B	C	D	E	F	G	H	A	B	C
Bedroom / Bedroom 1 睡房 / 睡房 1	TV / FM Connection Point 電視 / 收音機天線接駁點		1	1	1	1	1	1	1	1	1	1	1
	Telephone Connection Point 電話接駁點		1	1	1	1	1	1	1	1	1	1	1
	Lighting Switch 燈具開關		1	1	2	1	1	1	2	3	3	1	3
	Lighting Point 燈位		1	1	1	1	2	1	1	1	1	1	2
	Equipment Switch 設備開關		-	-	-	-	-	-	-	1	1	-	1
	13A Single Socket Outlet 13A 單位電插座		2	2	2	2	2	2	2	2	2	2	2
	Spare Connection Point 備用接駁點		1	1	1	1	1	1	1	1	1	1	1
	Switch for Indoor A/C Unit 室內冷氣機開關掣		1	1	1	1	1	1	1	1	1	1	1
Bedroom 2 睡房 2	TV / FM Connection Point 電視 / 收音機天線接駁點		1	1	1	1	1	1	1	-	1	1	1
	Telephone Connection Point 電話接駁點		1	1	1	1	1	1	1	-	1	1	1
	Lighting Switch 燈具開關		1	2	1	1	1	1	1	-	1	1	1
	Lighting Point 燈位		1	1	1	1	1	1	1	-	1	1	1
	13A Single Socket Outlet 13A 單位電插座		2	2	2	2	2	2	2	-	2	2	2
	Spare Connection Point 備用接駁點		1	1	1	1	1	1	1	-	1	1	1
	Switch for Indoor A/C Unit 室內冷氣機開關掣		1	1	1	1	1	1	1	-	1	1	1

Notes:

1. The symbol “ - ” as shown in the above table denotes “ Not Provided ” or “ Not Applicable ”.

2. The symbol ">" as shown in the above table denotes the provisions are installed in the dining room.

3. 4/F, 13/F and 14/F are omitted.

註：

1. 上述符號 " - " 表示不提供或不適用。

2. 上述符號 ">" 表示裝置安裝於飯廳。

3. 不設4樓、13樓及14樓。

FITTINGS, FINISHES AND APPLIANCES

裝置、裝修物料及設備

Schedule of Mechanical & Electrical Provisions 機電裝置數量說明表

Tower 2 第2座

Location 位置	Provision 裝置		G/F 地下								1/F 1樓							
	Exposed Type 外露型	Non-Exposed Type 非外露型	A	B	C	D	E	F	H	A	B	C	D	E	F	G	H	
Bedroom 3 睡房 3	TV / FM Connection Point 電視 / 收音機天線接駁點		-	-	-	-	-	-	-	-	-	-	-	-	-	-	-	
	Telephone Connection Point 電話接駁點		-	-	-	-	-	-	-	-	-	-	-	-	-	-	-	
	Lighting Switch 燈具開關		-	-	-	-	-	-	-	-	-	-	-	-	-	-	-	
	Lighting Point 燈位		-	-	-	-	-	-	-	-	-	-	-	-	-	-	-	
	13A Single Socket Outlet 13A 單位電插座		-	-	-	-	-	-	-	-	-	-	-	-	-	-	-	
	Spare Connection Point 備用接駁點		-	-	-	-	-	-	-	-	-	-	-	-	-	-	-	
	Switch for Indoor A/C Unit 室內冷氣機開關掣		-	-	-	-	-	-	-	-	-	-	-	-	-	-	-	
Utility Room 工作房	Lighting Switch 燈具開關		2	-	-	2	-	-	-	2	-	-	2	-	-	-	-	
	Lighting Point 燈位		1	-	-	1	-	-	-	1	-	-	1	-	-	-	-	
	Equipment Switch 設備開關		1	-	-	1	-	-	-	1	-	-	1	-	-	-	-	
		Washing Machine / Washer Dryer Connection Point (Water Point) 洗衣機 / 洗衣乾衣機接駁點(來水位)	-	-	-	-	-	-	-	-	-	-	-	-	-	-	-	
		Washing Machine / Washer Dryer Connection Point (Drain Point) 洗衣機 / 洗衣乾衣機接駁點(去水位)	-	-	-	-	-	-	-	-	-	-	-	-	-	-	-	
		13A Single Socket Outlet (Connected to Kitchen Appliance) 13A 單位電插座 (已接駁廚房設備)	-	-	-	-	-	-	-	-	-	-	-	-	-	-	-	
	13A Twin Socket Outlet 13A 雙位電插座		1	-	-	1	-	-	-	1	-	-	1	-	-	-	-	
	Switch for Indoor A/C Unit 室內冷氣機開關掣		1	-	-	1	-	-	-	1	-	-	1	-	-	-	-	
	Distribution Board 配電箱		1	-	-	1	-	-	-	1	-	-	1	-	-	-	-	

Notes:

1. The symbol “ - ” as shown in the above table denotes “ Not Provided ” or “ Not Applicable ”.

2. The symbol ">" as shown in the above table denotes the provisions are installed in the dining room.

3. 4/F, 13/F and 14/F are omitted.

註：

1. 上述符號 " - " 表示不提供或不適用。

2. 上述符號 ">" 表示裝置安裝於飯廳。

3. 不設4樓、13樓及14樓。

FITTINGS, FINISHES AND APPLIANCES

裝置、裝修物料及設備

Schedule of Mechanical & Electrical Provisions 機電裝置數量說明表

Tower 2 第2座

Location 位置	Provision 裝置		2/F-3/F, 5/F-12/F and 15/F-16/F 2樓至3樓，5樓至12樓及15樓至16樓								17/F 17樓		
	Exposed Type 外露型	Non-Exposed Type 非外露型	A	B	C	D	E	F	G	H	A	B	C
Bedroom 3 睡房 3	TV / FM Connection Point 電視 / 收音機天線接駁點		-	-	-	-	-	-	-	-	1	1	1
	Telephone Connection Point 電話接駁點		-	-	-	-	-	-	-	-	1	1	1
	Lighting Switch 燈具開關		-	-	-	-	-	-	-	-	1	1	1
	Lighting Point 燈位		-	-	-	-	-	-	-	-	1	2	1
	13A Single Socket Outlet 13A 單位電插座		-	-	-	-	-	-	-	-	2	2	2
	Spare Connection Point 備用接駁點		-	-	-	-	-	-	-	-	1	1	1
	Switch for Indoor A/C Unit 室內冷氣機開關掣		-	-	-	-	-	-	-	-	1	1	1
Utility Room 工作房	Lighting Switch 燈具開關		2	-	-	2	-	-	-	-	2	2	2
	Lighting Point 燈位		1	-	-	1	-	-	-	-	1	1	1
	Equipment Switch 設備開關		1	-	-	1	-	-	-	-	1	1	1
		Washing Machine / Washer Dryer Connection Point (Water Point) 洗衣機 / 洗衣乾衣機接駁點(來水位)	-	-	-	-	-	-	-	-	1	1	-
		Washing Machine / Washer Dryer Connection Point (Drain Point) 洗衣機 / 洗衣乾衣機接駁點(去水位)	-	-	-	-	-	-	-	-	1	1	-
		13A Single Socket Outlet (Connected to Kitchen Appliance) 13A 單位電插座 (已接駁廚房設備)	-	-	-	-	-	-	-	-	1	1	-
	13A Twin Socket Outlet 13A 雙位電插座		1	-	-	1	-	-	-	-	1	1	1
	Switch for Indoor A/C Unit 室內冷氣機開關掣		1	-	-	1	-	-	-	-	1	1	1
	Distribution Board 配電箱		1	-	-	1	-	-	-	-	1	1	1

Notes:

1. The symbol “ - ” as shown in the above table denotes “ Not Provided ” or “ Not Applicable ”.

2. The symbol ">" as shown in the above table denotes the provisions are installed in the dining room.

3. 4/F, 13/F and 14/F are omitted.

註：

1. 上述符號 " - " 表示不提供或不適用。

2. 上述符號 ">" 表示裝置安裝於飯廳。

3. 不設4樓、13樓及14樓。

FITTINGS, FINISHES AND APPLIANCES

裝置、裝修物料及設備

Schedule of Mechanical & Electrical Provisions 機電裝置數量說明表

Tower 2 第2座

Location 位置	Provision 裝置		G/F 地下								1/F 1樓							
	Exposed Type 外露型	Non-Exposed Type 非外露型	A	B	C	D	E	F	H	A	B	C	D	E	F	G	H	
Toilet 衛生間	Lighting Point 燈位		1	-	-	1	-	-	-	1	-	-	1	-	-	-	-	
		Fused Spur Unit for Exhaust Fan 接線位連保險絲供抽氣扇	1	-	-	1	-	-	-	1	-	-	1	-	-	-	-	
Store Room 儲物房	Lighting Point 燈位		-	-	-	-	-	-	-	-	-	-	-	-	-	-	-	
	Lighting Switch 燈具開關		-	-	-	-	-	-	-	-	-	-	-	-	-	-	-	
	13A Single Socket Outlet 13A 單位電插座		-	-	-	-	-	-	-	-	-	-	-	-	-	-	-	
Private Garden 私人花園	Lighting Point 燈位		5	4	3	6	5	6	3	-	-	-	-	-	-	-	-	
	Weather-proof Socket Outlet 防水電插座		1	1	1	1	1	1	1	-	-	-	-	-	-	-	-	
	Weather-proof Isolator for Air-Conditioner Outdoor Unit 室外空調機防水隔離開關掣		3	2	1	3	2	2	1	-	-	-	-	-	-	-	-	
Balcony 露台	Lighting Point 燈位		-	-	-	-	-	-	-	1	1	1	1	1	1	1	1	
Air-Conditioner Platform 空調機平台	Weather-proof Isolator for Air-Conditioner Outdoor Unit 室外空調機防水隔離開關掣		-	-	-	-	-	-	-	3	2	2	3	2	2	2	1	
Roof 天台	Lighting Point 燈位		-	-	-	-	-	-	-	-	-	-	-	-	-	-	-	
	Weather-proof Socket Outlet 防水電插座		-	-	-	-	-	-	-	-	-	-	-	-	-	-	-	
	Weather-proof Isolator for Air-Conditioner Outdoor Unit 室外空調機防水隔離開關掣		-	-	-	-	-	-	-	-	-	-	-	-	-	-	-	
Utility Platform 工作平台	Lighting Point 燈位		-	-	-	-	-	-	-	1	1	1	1	-	-	1	-	

Notes:

1. The symbol “ - ” as shown in the above table denotes “ Not Provided ” or “ Not Applicable ”.

2. The symbol ">" as shown in the above table denotes the provisions are installed in the dining room.

3. 4/F, 13/F and 14/F are omitted.

註：

1. 上述符號 " - " 表示不提供或不適用。

2. 上述符號 ">" 表示裝置安裝於飯廳。

3. 不設4樓、13樓及14樓。

FITTINGS, FINISHES AND APPLIANCES

裝置、裝修物料及設備

Schedule of Mechanical & Electrical Provisions 機電裝置數量說明表

Tower 2 第2座

Location 位置	Provision 裝置		2/F-3/F, 5/F-12/F and 15/F-16/F 2樓至3樓，5樓至12樓及15樓至16樓								17/F 17樓		
	Exposed Type 外露型	Non-Exposed Type 非外露型	A	B	C	D	E	F	G	H	A	B	C
Toilet 衛生間	Lighting Point 燈位		1	-	-	1	-	-	-	-	1	1	1
		Fused Spur Unit for Exhaust Fan 接線位連保險絲供抽氣扇	1	-	-	1	-	-	-	-	1	1	1
Store Room 儲物房	Lighting Point 燈位		-	-	-	-	-	-	-	-	1	1	1
	Lighting Switch 燈具開關		-	-	-	-	-	-	-	-	1	1	1
	13A Single Socket Outlet 13A 單位電插座		-	-	-	-	-	-	-	-	1	1	1
Private Garden 私人花園	Lighting Point 燈位		-	-	-	-	-	-	-	-	-	-	-
	Weather-proof Socket Outlet 防水電插座		-	-	-	-	-	-	-	-	-	-	-
	Weather-proof Isolator for Air-Conditioner Outdoor Unit 室外空調機防水隔離開關掣		-	-	-	-	-	-	-	-	-	-	-
Balcony 露台	Lighting Point 燈位		1	1	1	1	1	1	1	1	1	1	1
Air-Conditioner Platform 空調機平台	Weather-proof Isolator for Air-Conditioner Outdoor Unit 室外空調機防水隔離開關掣		3	2	2	3	2	2	2	1	-	-	-
Roof 天台	Lighting Point 燈位		-	-	-	-	-	-	-	-	21	20	18
	Weather-proof Socket Outlet 防水電插座		-	-	-	-	-	-	-	-	1	2	1
	Weather-proof Isolator for Air-Conditioner Outdoor Unit 室外空調機防水隔離開關掣		-	-	-	-	-	-	-	-	2	2	2
Utility Platform 工作平台	Lighting Point 燈位		1	1	1	1	-	-	1	-	-	-	1
Flat Roof 平台	Lighting Point 燈位		-	-	-	-	-	-	-	-	1	2	-

Notes:

1. The symbol “ - ” as shown in the above table denotes “ Not Provided ” or “ Not Applicable ”.

2. The symbol ">" as shown in the above table denotes the provisions are installed in the dining room.

3. 4/F, 13/F and 14/F are omitted.

註：

1. 上述符號 " - " 表示不提供或不適用。

2. 上述符號 ">" 表示裝置安裝於飯廳。

3. 不設4樓、13樓及14樓。

FITTINGS, FINISHES AND APPLIANCES

裝置、裝修物料及設備

Schedule of Mechanical & Electrical Provisions 機電裝置數量說明表

Tower 2 第2座

Location 位置	Provision 裝置		G/F 地下								1/F 1樓							
	Exposed Type 外露型	Non-Exposed Type 非外露型	A	B	C	D	E	F	H	A	B	C	D	E	F	G	H	
Maintenance Void 維修空間	Weather-proof Isolator for Filtration Equipment 過濾設備防水隔離開關掣		-	-	-	-	-	-	-	-	-	-	-	-	-	-	-	
	Fused Spur Unit for Exhaust Fan 接線位連保險絲供抽氣扇		-	-	-	-	-	-	-	-	-	-	-	-	-	-	-	
	Lighting Switch 燈具開關		-	-	-	-	-	-	-	-	-	-	-	-	-	-	-	
	Lighting Point 燈位		-	-	-	-	-	-	-	-	-	-	-	-	-	-	-	

Location 位置	Provision 裝置		2/F-3/F, 5/F-12/F and 15/F-16/F 2樓至3樓，5樓至12樓及15樓至16樓								17/F 17樓		
	Exposed Type 外露型	Non-Exposed Type 非外露型	A	B	C	D	E	F	G	H	A	B	C
Maintenance Void 維修空間	Weather-proof Isolator for Filtration Equipment 過濾設備防水隔離開關掣		-	-	-	-	-	-	-	-	1	-	-
	Fused Spur Unit for Exhaust Fan 接線位連保險絲供抽氣扇		-	-	-	-	-	-	-	-	1	-	-
	Lighting Switch 燈具開關		-	-	-	-	-	-	-	-	1	-	-
	Lighting Point 燈位		-	-	-	-	-	-	-	-	3	-	-

Notes:

1. The symbol “ - ” as shown in the above table denotes “ Not Provided ” or “ Not Applicable ”.

2. The symbol ">" as shown in the above table denotes the provisions are installed in the dining room.

3. 4/F, 13/F and 14/F are omitted.

註：

1. 上述符號 " - " 表示不提供或不適用。

2. 上述符號 " > " 表示裝置安裝於飯廳。

3. 不設4樓、13樓及14樓。

FITTINGS, FINISHES AND APPLIANCES

裝置、裝修物料及設備

Schedule of Mechanical & Electrical Provisions 機電裝置數量說明表

Tower 3 第3座

Location 位置	Provision 裝置		G/F 地下						1/F 1樓										
	Exposed Type 外露型	Non-Exposed Type 非外露型	E	F	G	H	J	K	A	B	C	D	E	F	G	H	J	K	L
Main Entrance 大門入口	Door Bell Push Button 門鈴按鈕		1	1	1	1	1	1	1	1	1	1	1	1	1	1	1	1	1
Living Room And Dining Room 客廳及飯廳	TV / FM Connection Point 電視 / 收音機天線接駁點		2	2	2	2	2	2	2	2	2	2	2	2	2	2	2	2	2
	Telephone Connection Point 電話接駁點		2	2	2	2	2	2	2	2	2	2	2	2	2	2	2	2	2
	Lighting Switch 燈具開關		8	4	4	7	7	7	8	7	10	8	4	4	4	7	7	7	7
	Lighting Point 燈位		4	2	2	3	3	3	4	3	5	4	2	2	2	3	3	3	3
	Equipment Switch 設備開關		2	1	1	2	2	2	3	2	3	2	1	1	1	2	2	2	2
	13A Single Socket Outlet 13A 單位電插座		1	-	-	1	1	1	1	1	1	1	-	-	-	1	1	1	1
		13A Single Socket Outlet 13A 單位電插座	-	-	-	-	-	-	1	-	1	-	-	-	-	-	-	-	-
		13A Single Socket Outlet (Connected to Kitchen Appliance) 13A 單位電插座 (已接駁廚房設備)	2	-	-	1	-	-	-	2	-	2	2	-	-	1	-	-	-
	13A Twin Socket Outlet 13A 雙位電插座		3	3	3	3	3	3	4	3	4	3	3	3	3	3	3	3	3
	Spare Connection Point 備用接駁點		1	1	1	1	1	1	1	1	1	1	1	1	1	1	1	1	1
Kitchen / Open Kitchen 廚房 / 開放式廚房		Door Bell 門鈴	1>	1	1	1>	1	1	1	1>	1	1>	1>	1	1	1>	1	1	1
		Fused Spur Unit for Door Bell 接線位連保險絲供門鈴	1>	1	1	1>	1	1	1	1>	1	1>	1>	1	1	1>	1	1	1
	Lighting Point 燈位		-	-	-	-	-	-	5	-	5	-	-	-	-	-	-	-	-
		13A Single Socket Outlet (Connected to Kitchen Appliance) 13A 單位電插座 (已接駁廚房設備)	1	3	3	2	3	3	5	1	5	1	1	3	3	2	3	3	3
	13A Twin Socket Outlet 13A 雙位電插座		1	1	1	1	1	1	1	1	1	1	1	1	1	1	1	1	1

Notes:

1. The symbol “ - ” as shown in the above table denotes “ Not Provided ” or “ Not Applicable ”.

2. The symbol ">" as shown in the above table denotes the provisions are installed in the dining room.

3. 4/F, 13/F and 14/F are omitted.

註：

1. 上述符號 " - " 表示不提供或不適用。

2. 上述符號 ">" 表示裝置安裝於飯廳。

3. 不設4樓、13樓及14樓。

FITTINGS, FINISHES AND APPLIANCES

裝置、裝修物料及設備

Schedule of Mechanical & Electrical Provisions 機電裝置數量說明表

Tower 3 第3座

Location 位置	Provision 裝置		2/F-3/F, 5/F-12/F and 15/F-16/F 2樓至3樓，5樓至12樓及15樓至16樓												17/F 17樓				
	Exposed Type 外露型	Non-Exposed Type 非外露型	A	B	C	D	E	F	G	H	J	K	L	A	B	C	D	E	
Main Entrance 大門入口	Door Bell Push Button 門鈴按鈕		1	1	1	1	1	1	1	1	1	1	1	1	1	1	1	1	
Living Room And Dining Room 客廳及飯廳	TV / FM Connection Point 電視 / 收音機天線接駁點		2	2	2	2	2	2	2	2	2	2	2	2	2	2	2	2	
	Telephone Connection Point 電話接駁點		2	2	2	2	2	2	2	2	2	2	2	2	2	2	2	2	
	Lighting Switch 燈具開關		8	7	9	8	4	4	4	7	7	7	7	10	10	11	10	11	
	Lighting Point 燈位		4	3	5	4	2	2	2	3	3	3	3	7	6	7	6	6	
	Equipment Switch 設備開關		3	2	3	2	1	1	1	2	2	2	2	3	3	3	2	3	
	13A Single Socket Outlet 13A 單位電插座		1	1	1	1	-	-	-	1	1	1	1	1	1	1	1	1	
		13A Single Socket Outlet 13A 單位電插座	1	-	1	-	-	-	-	-	-	-	-	1	2	1	1	1	
		13A Single Socket Outlet (Connected to Kitchen Appliance) 13A 單位電插座 (已接駁廚房設備)	-	2	-	2	2	-	-	1	-	-	-	-	-	-	-	-	
	13A Twin Socket Outlet 13A 雙位電插座		4	3	4	3	3	3	3	3	3	3	3	4	4	5	4	4	
Spare Connection Point 備用接駁點		1	1	1	1	1	1	1	1	1	1	1	1	1	1	1	1		
	Switch for Indoor A/C Unit 室內冷氣機開關掣		1	1	1	1	1	1	1	1	1	1	1	2	2	2	2	2	
Kitchen / Open Kitchen 廚房 / 開放式廚房		Door Bell 門鈴	1	1>	1	1>	1>	1	1	1>	1	1	1	1	1	1	1	1	
		Fused Spur Unit for Door Bell 接線位連保險絲供門鈴	1	1>	1	1>	1>	1	1	1>	1	1	1	1	1	1	1	1	
	Lighting Point 燈位		5	-	5	-	-	-	-	-	-	-	-	4	5	5	5	4	
		13A Single Socket Outlet (Connected to Kitchen Appliance) 13A 單位電插座 (已接駁廚房設備)	5	1	5	1	1	3	3	2	3	3	3	6	7	5	6	5	
	13A Twin Socket Outlet 13A 雙位電插座		1	1	1	1	1	1	1	1	1	1	1	1	2	2	2	1	

Notes:

- The symbol “ - ” as shown in the above table denotes “ Not Provided ” or “ Not Applicable ”.
- The symbol ">" as shown in the above table denotes the provisions are installed in the dining room.
- 4/F, 13/F and 14/F are omitted.

註：

- 上述符號 " - " 表示不提供或不適用。
- 上述符號 ">" 表示裝置安裝於飯廳。
- 不設4樓、13樓及14樓。

FITTINGS, FINISHES AND APPLIANCES

裝置、裝修物料及設備

Schedule of Mechanical & Electrical Provisions 機電裝置數量說明表

Tower 3 第3座

Location 位置	Provision 裝置		G/F 地下						1/F 1樓										
	Exposed Type 外露型	Non-Exposed Type 非外露型	E	F	G	H	J	K	A	B	C	D	E	F	G	H	J	K	L
Kitchen / Open Kitchen 廚房 / 開放式廚房		Isolator for Electric Water Heater 電熱水爐隔離開關掣	1	1	1	1	1	1	-	1	-	1	1	1	1	1	1	1	1
		Fused Spur Unit for Exhaust Fan 接線位連保險絲供抽氣扇	-	-	-	-	-	-	1	-	1	-	-	-	-	-	-	-	-
		Fused Spur Unit for Gas Water Heater 接線位連保險絲供煤氣熱水爐	-	-	-	-	-	-	1	-	1	-	-	-	-	-	-	-	-
		Fused Spur Unit for Kitchen Cabinet Luminaire 接線位連保險絲供廚櫃燈	1	1	1	1	1	1	1	1	1	1	1	1	1	1	1	1	1
		Power Connection Unit for Steam Oven 接線座供蒸焗爐	1>	1	1	1	1	1	1	1>	1	1>	1>	1	1	1	1	1	1
		Power Connection Unit for Induction Hob 接線座供電磁爐	1	1	1	1	1	1	-	1	-	1	1	1	1	1	1	1	1
		Equipment Switch 設備開關	2>	2	2	2	2	2	1	2>	1	2>	2>	2	2	2	2	2	2
		Distribution Board 配電箱	1>	1	1	1	1	1	-	1>	-	1>	1>	1	1	1	1	1	1
		Towngas Connection Point 煤氣接駁點	-	-	-	-	-	-	1	-	1	-	-	-	-	-	-	-	-
		Washing Machine / Washer Dryer Connection Point (Water Point) 洗衣機 / 洗衣乾衣機接駁點(來水位)	1>	1	1	1	1	1	1	1>	1	1>	1>	1	1	1	1	1	1
		Washing Machine / Washer Dryer Connection Point (Drain Point) 洗衣機 / 洗衣乾衣機接駁點(去水位)	1>	1	1	1	1	1	1	1>	1	1>	1>	1	1	1	1	1	1

Notes:

1. The symbol “ - ” as shown in the above table denotes “ Not Provided ” or “ Not Applicable ”.

2. The symbol ">" as shown in the above table denotes the provisions are installed in the dining room.

3. 4/F, 13/F and 14/F are omitted.

註：

1. 上述符號 " - " 表示不提供或不適用。

2. 上述符號 " > " 表示裝置安裝於飯廳。

3. 不設4樓、13樓及14樓。

FITTINGS, FINISHES AND APPLIANCES

裝置、裝修物料及設備

Schedule of Mechanical & Electrical Provisions 機電裝置數量說明表

Tower 3 第3座

Location 位置	Provision 裝置		2/F-3/F, 5/F-12/F and 15/F-16/F 2樓至3樓，5樓至12樓及15樓至16樓												17/F 17樓				
	Exposed Type 外露型	Non-Exposed Type 非外露型	A	B	C	D	E	F	G	H	J	K	L	A	B	C	D	E	
Kitchen / Open Kitchen 廚房 / 開放式廚房		Isolator for Electric Water Heater 電熱水爐隔離開關掣	-	1	-	1	1	1	1	1	1	1	-	-	-	-	-	-	
		Fused Spur Unit for Exhaust Fan 接線位連保險絲供抽氣扇	1	-	1	-	-	-	-	-	-	-	1	1	1	1	1	1	
		Fused Spur Unit for Gas Water Heater 接線位連保險絲供煤氣熱水爐	1	-	1	-	-	-	-	-	-	-	-	1	1	1	-	1	
		Fused Spur Unit for Kitchen Cabinet Luminaire 接線位連保險絲供廚櫃燈	1	1	1	1	1	1	1	1	1	1	1	1	1	1	1	1	
		Power Connection Unit for Steam Oven 接線座供蒸焗爐	1	1>	1	1>	1>	1	1	1	1	1	1	1	1	1	1	1	
		Power Connection Unit for Induction Hob 接線座供電磁爐	-	1	-	1	1	1	1	1	1	1	1	1	1	1	1	1	
		Equipment Switch 設備開關	1	2>	1	2>	2>	2	2	2	2	2	2	2	2	2	2	2	
		Distribution Board 配電箱	-	1>	-	1>	1>	1	1	1	1	1	1	-	-	-	-	-	
		Towngas Connection Point 煤氣接駁點	1	-	1	-	-	-	-	-	-	-	-	1	1	1	1	1	
		Washing Machine / Washer Dryer Connection Point (Water Point) 洗衣機 / 洗衣乾衣機接駁點(來水位)	1	1>	1	1>	1>	1	1	1	1	1	1	1	1	-	1	-	
		Washing Machine / Washer Dryer Connection Point (Drain Point) 洗衣機 / 洗衣乾衣機接駁點(去水位)	1	1>	1	1>	1>	1	1	1	1	1	1	1	1	-	1	-	

Notes:

1. The symbol “ - ” as shown in the above table denotes “ Not Provided ” or “ Not Applicable ”.

2. The symbol ">" as shown in the above table denotes the provisions are installed in the dining room.

3. 4/F, 13/F and 14/F are omitted.

註：

1. 上述符號 " - " 表示不提供或不適用。

2. 上述符號 ">" 表示裝置安裝於飯廳。

3. 不設4樓、13樓及14樓。

FITTINGS, FINISHES AND APPLIANCES

裝置、裝修物料及設備

Schedule of Mechanical & Electrical Provisions 機電裝置數量說明表

Tower 3 第3座

Location 位置	Provision 裝置		G/F 地下						1/F 1樓										
	Exposed Type 外露型	Non-Exposed Type 非外露型	E	F	G	H	J	K	A	B	C	D	E	F	G	H	J	K	L
Master Bathroom 主人浴室	Lighting Point 燈位		-	-	-	-	-	-	3	-	3	-	-	-	-	-	-	-	-
		Fused Spur Unit for Mirror Cabinet Luminaire 接線位連保險絲供鏡櫃燈	-	-	-	-	-	-	1	-	1	-	-	-	-	-	-	-	-
		Connection Point for Mirror Cabinet Luminaire 接線位供鏡櫃燈	-	-	-	-	-	-	1	-	1	-	-	-	-	-	-	-	-
		13A Single Socket Outlet 13A 單位電插座	-	-	-	-	-	-	1	-	1	-	-	-	-	-	-	-	-
		Fused Spur Unit for Exhaust Fan 接線位連保險絲供抽氣扇	-	-	-	-	-	-	-	-	1	-	-	-	-	-	-	-	-
		Fused Spur Unit for Gas Water Heater 接線位連保險絲供煤氣熱水爐	-	-	-	-	-	-	-	-	-	-	-	-	-	-	-	-	-
		Fused Spur Unit for Pivot Mirror 接線位連保險絲供化妝鏡	-	-	-	-	-	-	-	-	-	-	-	-	-	-	-	-	-
		Power Connection Unit for Thermo Ventilator 接線座供浴室寶	-	-	-	-	-	-	1	-	1	-	-	-	-	-	-	-	-
		Gas Water Heater Remote Control 煤氣熱水爐溫度控制器	-	-	-	-	-	-	1	-	1	-	-	-	-	-	-	-	-
Bathroom / Bathroom 1 浴室 / 浴室 1	Lighting Point 燈位		3	3	3	3	3	3	3	3	3	3	3	3	3	3	3	3	3
		Fused Spur Unit for Mirror Cabinet Luminaire 接線位連保險絲供鏡櫃燈	1	1	1	1	1	1	1	1	1	1	1	1	1	1	1	1	1
		Connection Point for Mirror Cabinet Luminaire 接線位供鏡櫃燈	1	1	1	1	1	1	1	1	1	1	1	1	1	1	1	1	1
		13A Single Socket Outlet 13A 單位電插座	1	1	1	1	1	1	1	1	1	1	1	1	1	1	1	1	1
		Fused Spur Unit for Exhaust Fan 接線位連保險絲供抽氣扇	1	1	1	-	1	1	-	1	1	1	1	1	1	-	1	1	1
		Power Connection Unit for Thermo Ventilator 接線座供浴室寶	1	1	1	1	1	1	1	1	1	1	1	1	1	1	1	1	1
		Gas Water Heater Remote Control 煤氣熱水爐溫度控制器	-	-	-	-	-	-	1	-	1	-	-	-	-	-	-	-	-
		Electric Water Heater Remote Control 電熱水爐溫度控制器	1	1	1	1	1	1	-	1	-	1	1	1	1	1	1	1	1
		Isolator for Electric Water Heater 電熱水爐隔離開關掣	1	-	-	-	-	-	-	-	-	-	-	-	-	-	-	-	-

Notes:

- 1. The symbol “ - ” as shown in the above table denotes “ Not Provided ” or “ Not Applicable ”.
- 2. The symbol “>” as shown in the above table denotes the provisions are installed in the dining room.
- 3. 4/F, 13/F and 14/F are omitted.

註：

- 1. 上述符號 “ - ” 表示不提供或不適用。
- 2. 上述符號 “>” 表示裝置安裝於飯廳。
- 3. 不設4樓、13樓及14樓。

FITTINGS, FINISHES AND APPLIANCES

裝置、裝修物料及設備

Schedule of Mechanical & Electrical Provisions 機電裝置數量說明表

Tower 3 第3座

Location 位置	Provision 裝置		2/F-3/F, 5/F-12/F and 15/F-16/F 2樓至3樓，5樓至12樓及15樓至16樓												17/F 17樓				
	Exposed Type 外露型	Non-Exposed Type 非外露型	A	B	C	D	E	F	G	H	J	K	L	A	B	C	D	E	
Master Bathroom 主人浴室	Lighting Point 燈位		3	-	3	-	-	-	-	-	-	-	-	4	4	4	3	3	
		Fused Spur Unit for Mirror Cabinet Luminaire 接線位連保險絲供鏡櫃燈	1	-	1	-	-	-	-	-	-	-	-	1	1	1	1	1	
		Connection Point for Mirror Cabinet Luminaire 接線位供鏡櫃燈	1	-	1	-	-	-	-	-	-	-	-	1	1	1	1	1	
		13A Single Socket Outlet 13A 單位電插座	1	-	1	-	-	-	-	-	-	-	-	1	1	1	1	1	
		Fused Spur Unit for Exhaust Fan 接線位連保險絲供抽氣扇	-	-	1	-	-	-	-	-	-	-	-	-	1	1	-	1	
		Fused Spur Unit for Gas Water Heater 接線位連保險絲供煤氣熱水爐	-	-	-	-	-	-	-	-	-	-	-	-	-	-	1	-	
		Fused Spur Unit for Pivot Mirror 接線位連保險絲供化妝鏡	-	-	-	-	-	-	-	-	-	-	-	1	1	1	1	1	
		Power Connection Unit for Thermo Ventilator 接線座供浴室寶	1	-	1	-	-	-	-	-	-	-	-	1	1	1	1	1	
		Gas Water Heater Remote Control 煤氣熱水爐溫度控制器	1	-	1	-	-	-	-	-	-	-	-	1	1	1	1	1	
Bathroom / Bathroom 1 浴室 / 浴室 1	Lighting Point 燈位		3	3	3	3	3	3	3	3	3	3	3	3	4	3	3	3	
		Fused Spur Unit for Mirror Cabinet Luminaire 接線位連保險絲供鏡櫃燈	1	1	1	1	1	1	1	1	1	1	1	1	1	1	1	1	
		Connection Point for Mirror Cabinet Luminaire 接線位供鏡櫃燈	1	1	1	1	1	1	1	1	1	1	1	1	1	1	1	1	
		13A Single Socket Outlet 13A 單位電插座	1	1	1	1	1	1	1	1	1	1	1	1	1	1	1	1	
		Fused Spur Unit for Exhaust Fan 接線位連保險絲供抽氣扇	-	1	1	1	1	1	1	-	1	1	1	1	1	1	1	1	
		Power Connection Unit for Thermo Ventilator 接線座供浴室寶	1	1	1	1	1	1	1	1	1	1	1	1	1	1	1	1	
		Gas Water Heater Remote Control 煤氣熱水爐溫度控制器	1	-	1	-	-	-	-	-	-	-	-	1	1	1	1	1	
		Electric Water Heater Remote Control 電熱水爐溫度控制器	-	1	-	1	1	1	1	1	1	1	1	-	-	-	-	-	

Notes:

1. The symbol “ - ” as shown in the above table denotes “ Not Provided ” or “ Not Applicable ”.

2. The symbol “>” as shown in the above table denotes the provisions are installed in the dining room.

3. 4/F, 13/F and 14/F are omitted.

註：

1. 上述符號 “ - ” 表示不提供或不適用。

2. 上述符號 “>” 表示裝置安裝於飯廳。

3. 不設4樓、13樓及14樓。

FITTINGS, FINISHES AND APPLIANCES

裝置、裝修物料及設備

Schedule of Mechanical & Electrical Provisions 機電裝置數量說明表

Tower 3 第3座

Location 位置	Provision 裝置		G/F 地下						1/F 1樓										
	Exposed Type 外露型	Non-Exposed Type 非外露型	E	F	G	H	J	K	A	B	C	D	E	F	G	H	J	K	L
Bathroom 2 浴室 2	Lighting Point 燈位		3	-	-	-	-	-	-	-	-	-	-	-	-	-	-	-	-
		Fused Spur Unit for Mirror Cabinet Luminaire 接線位連保險絲供鏡櫃燈	1	-	-	-	-	-	-	-	-	-	-	-	-	-	-	-	-
		Connection Point for Mirror Cabinet Luminaire 接線位供鏡櫃燈	1	-	-	-	-	-	-	-	-	-	-	-	-	-	-	-	-
		13A Single Socket Outlet 13A 單位電插座	1	-	-	-	-	-	-	-	-	-	-	-	-	-	-	-	-
		Fused Spur Unit for Exhaust Fan 接線位連保險絲供抽氣扇	1	-	-	-	-	-	-	-	-	-	-	-	-	-	-	-	-
		Power Connection Unit for Thermo Ventilator 接線座供浴室寶	1	-	-	-	-	-	-	-	-	-	-	-	-	-	-	-	-
		Electric Water Heater Remote Control 電熱水爐溫度控制器	1	-	-	-	-	-	-	-	-	-	-	-	-	-	-	-	-
Master Bedroom 主人睡房	TV / FM Connection Point 電視 / 收音機天線接駁點		-	-	-	-	-	-	1	-	1	-	-	-	-	-	-	-	-
	Telephone Connection Point 電話接駁點		-	-	-	-	-	-	1	-	1	-	-	-	-	-	-	-	-
	Lighting Switch 燈具開關		-	-	-	-	-	-	4	-	4	-	-	-	-	-	-	-	-
	Lighting Point 燈位		-	-	-	-	-	-	1	-	2	-	-	-	-	-	-	-	-
	Equipment Switch 設備開關		-	-	-	-	-	-	1	-	1	-	-	-	-	-	-	-	-
	13A Single Socket Outlet 13A 單位電插座		-	-	-	-	-	-	-	-	-	-	-	-	-	-	-	-	-
	13A Twin Socket Outlet 13A 雙位電插座		-	-	-	-	-	-	2	-	2	-	-	-	-	-	-	-	-
	Spare Connection Point 備用接駁點		-	-	-	-	-	-	1	-	1	-	-	-	-	-	-	-	-
	Switch for Indoor A/C Unit 室內冷氣機開關掣		-	-	-	-	-	-	1	-	1	-	-	-	-	-	-	-	-

Notes:

1. The symbol “ - ” as shown in the above table denotes “ Not Provided ” or “ Not Applicable ”.

2. The symbol ">" as shown in the above table denotes the provisions are installed in the dining room.

3. 4/F, 13/F and 14/F are omitted.

註：

1. 上述符號 " - " 表示不提供或不適用。

2. 上述符號 "> " 表示裝置安裝於飯廳。

3. 不設4樓、13樓及14樓。

FITTINGS, FINISHES AND APPLIANCES

裝置、裝修物料及設備

Schedule of Mechanical & Electrical Provisions 機電裝置數量說明表

Tower 3 第3座

Location 位置	Provision 裝置		2/F-3/F, 5/F-12/F and 15/F-16/F 2樓至3樓，5樓至12樓及15樓至16樓												17/F 17樓				
	Exposed Type 外露型	Non-Exposed Type 非外露型	A	B	C	D	E	F	G	H	J	K	L	A	B	C	D	E	
Bathroom 2 浴室 2	Lighting Point 燈位		-	-	-	-	-	-	-	-	-	-	-	-	-	-	-	-	
		Fused Spur Unit for Mirror Cabinet Luminaire 接線位連保險絲供鏡櫃燈	-	-	-	-	-	-	-	-	-	-	-	-	-	-	-	-	
		Connection Point for Mirror Cabinet Luminaire 接線位供鏡櫃燈	-	-	-	-	-	-	-	-	-	-	-	-	-	-	-	-	
		13A Single Socket Outlet 13A 單位電插座	-	-	-	-	-	-	-	-	-	-	-	-	-	-	-	-	
		Fused Spur Unit for Exhaust Fan 接線位連保險絲供抽氣扇	-	-	-	-	-	-	-	-	-	-	-	-	-	-	-	-	
		Power Connection Unit for Thermo Ventilator 接線座供浴室寶	-	-	-	-	-	-	-	-	-	-	-	-	-	-	-	-	
Master Bedroom 主人睡房	TV / FM Connection Point 電視 / 收音機天線接駁點		1	-	1	-	-	-	-	-	-	-	-	2	2	2	2	2	
	Telephone Connection Point 電話接駁點		1	-	1	-	-	-	-	-	-	-	-	1	1	1	1	1	
	Lighting Switch 燈具開關		4	-	4	-	-	-	-	-	-	-	-	4	4	4	4	4	
	Lighting Point 燈位		1	-	2	-	-	-	-	-	-	-	-	2	1	3	1	2	
	Equipment Switch 設備開關		1	-	1	-	-	-	-	-	-	-	-	1	1	1	2	1	
	13A Single Socket Outlet 13A 單位電插座		-	-	-	-	-	-	-	-	-	-	-	-	-	-	-	-	
	13A Twin Socket Outlet 13A 雙位電插座		2	-	2	-	-	-	-	-	-	-	-	3	3	3	3	3	
	Spare Connection Point 備用接駁點		1	-	1	-	-	-	-	-	-	-	-	1	1	1	1	1	
	Switch for Indoor A/C Unit 室內冷氣機開關掣		1	-	1	-	-	-	-	-	-	-	-	1	1	1	1	1	

Notes:

- The symbol “ - ” as shown in the above table denotes “ Not Provided ” or “ Not Applicable ”.
- The symbol ">" as shown in the above table denotes the provisions are installed in the dining room.
- 4/F, 13/F and 14/F are omitted.

註：

- 上述符號 " - " 表示不提供或不適用。
- 上述符號 "> " 表示裝置安裝於飯廳。
- 不設4樓、13樓及14樓。

FITTINGS, FINISHES AND APPLIANCES

裝置、裝修物料及設備

Schedule of Mechanical & Electrical Provisions 機電裝置數量說明表

Tower 3 第3座

Location 位置	Provision 裝置		G/F 地下						1/F 1樓										
	Exposed Type 外露型	Non-Exposed Type 非外露型	E	F	G	H	J	K	A	B	C	D	E	F	G	H	J	K	L
Bedroom / Bedroom 1 睡房 / 睡房 1	TV / FM Connection Point 電視 / 收音機天線接駁點		1	1	1	1	1	1	1	1	1	1	1	1	1	1	1	1	1
	Telephone Connection Point 電話接駁點		1	1	1	1	1	1	1	1	1	1	1	1	1	1	1	1	1
	Lighting Switch 燈具開關		3	3	3	1	1	1	1	1	1	1	3	3	3	1	2	2	2
	Lighting Point 燈位		1	1	1	1	1	1	1	1	1	1	1	1	1	1	1	1	1
	Equipment Switch 設備開關		2	1	1	-	-	-	-	-	-	-	1	1	1	-	-	-	-
	13A Single Socket Outlet 13A 單位電插座		2	2	2	2	2	2	2	2	2	2	2	2	2	2	2	2	2
	Spare Connection Point 備用接駁點		1	1	1	1	1	1	1	1	1	1	1	1	1	1	1	1	1
	Switch for Indoor A/C Unit 室內冷氣機開關掣		1	1	1	1	1	1	1	1	1	1	1	1	1	1	1	1	1
Bedroom 2 睡房 2	TV / FM Connection Point 電視 / 收音機天線接駁點		1	-	-	1	1	1	1	1	1	1	-	-	-	1	1	1	1
	Telephone Connection Point 電話接駁點		1	-	-	1	1	1	1	1	1	1	-	-	-	1	1	1	1
	Lighting Switch 燈具開關		1	-	-	1	1	1	1	2	1	3	-	-	-	2	1	1	1
	Lighting Point 燈位		1	-	-	1	1	1	1	2	1	1	-	-	-	1	1	1	1
	13A Single Socket Outlet 13A 單位電插座		2	-	-	2	2	2	2	2	2	2	-	-	-	2	2	2	2
	Spare Connection Point 備用接駁點		1	-	-	1	1	1	1	1	1	1	-	-	-	1	1	1	1
	Switch for Indoor A/C Unit 室內冷氣機開關掣		1	-	-	1	1	1	1	1	1	1	-	-	-	1	1	1	1

Notes:

1. The symbol “ - ” as shown in the above table denotes “ Not Provided ” or “ Not Applicable ”.

2. The symbol “>” as shown in the above table denotes the provisions are installed in the dining room.

3. 4/F, 13/F and 14/F are omitted.

註：

1. 上述符號 “ - ” 表示不提供或不適用。

2. 上述符號 “>” 表示裝置安裝於飯廳。

3. 不設4樓、13樓及14樓。

FITTINGS, FINISHES AND APPLIANCES

裝置、裝修物料及設備

Schedule of Mechanical & Electrical Provisions 機電裝置數量說明表

Tower 3 第3座

Location 位置	Provision 裝置		2/F-3/F, 5/F-12/F and 15/F-16/F 2樓至3樓，5樓至12樓及15樓至16樓												17/F 17樓				
	Exposed Type 外露型	Non-Exposed Type 非外露型	A	B	C	D	E	F	G	H	J	K	L	A	B	C	D	E	
Bedroom / Bedroom 1 睡房 / 睡房 1	TV / FM Connection Point 電視 / 收音機天線接駁點		1	1	1	1	1	1	1	1	1	1	1	1	1	1	1	1	
	Telephone Connection Point 電話接駁點		1	1	1	1	1	1	1	1	1	1	1	1	1	1	1	1	
	Lighting Switch 燈具開關		1	1	1	1	3	3	3	1	2	2	2	1	1	1	1	1	
	Lighting Point 燈位		1	1	1	1	1	1	1	1	1	1	1	2	1	1	1	2	
	Equipment Switch 設備開關		-	-	-	-	1	1	1	-	-	-	-	-	-	-	-	-	
	13A Single Socket Outlet 13A 單位電插座		2	2	2	2	2	2	2	2	2	2	2	2	2	2	2	2	
	Spare Connection Point 備用接駁點		1	1	1	1	1	1	1	1	1	1	1	1	1	1	1	1	
	Switch for Indoor A/C Unit 室內冷氣機開關掣		1	1	1	1	1	1	1	1	1	1	1	1	1	1	1	1	
Bedroom 2 睡房 2	TV / FM Connection Point 電視 / 收音機天線接駁點		1	1	1	1	-	-	-	1	1	1	1	1	1	1	1	1	
	Telephone Connection Point 電話接駁點		1	1	1	1	-	-	-	1	1	1	1	1	1	1	1	1	
	Lighting Switch 燈具開關		1	2	1	2	-	-	-	2	1	1	1	1	1	1	1	1	
	Lighting Point 燈位		1	2	1	1	-	-	-	1	1	1	1	1	2	1	1	1	
	13A Single Socket Outlet 13A 單位電插座		2	2	2	2	-	-	-	2	2	2	2	2	2	2	2	2	
	Spare Connection Point 備用接駁點		1	1	1	1	-	-	-	1	1	1	1	1	1	1	1	1	
	Switch for Indoor A/C Unit 室內冷氣機開關掣		1	1	1	1	-	-	-	1	1	1	1	1	1	1	1	1	

Notes:

- The symbol “ - ” as shown in the above table denotes “ Not Provided ” or “ Not Applicable ”.
- The symbol ">" as shown in the above table denotes the provisions are installed in the dining room.
- 4/F, 13/F and 14/F are omitted.

註：

- 上述符號 " - " 表示不提供或不適用。
- 上述符號 ">" 表示裝置安裝於飯廳。
- 不設4樓、13樓及14樓。

FITTINGS, FINISHES AND APPLIANCES

裝置、裝修物料及設備

Schedule of Mechanical & Electrical Provisions 機電裝置數量說明表

Tower 3 第3座

Location 位置	Provision 裝置		G/F 地下						1/F 1樓										
	Exposed Type 外露型	Non-Exposed Type 非外露型	E	F	G	H	J	K	A	B	C	D	E	F	G	H	J	K	L
Utility Room 工作房	Lighting Switch 燈具開關		-	-	-	-	-	-	2	-	2	-	-	-	-	-	-	-	-
	Lighting Point 燈位		-	-	-	-	-	-	1	-	1	-	-	-	-	-	-	-	-
	Equipment Switch 設備開關		-	-	-	-	-	-	1	-	1	-	-	-	-	-	-	-	-
		Washing Machine / Washer Dryer Connection Point (Water Point) 洗衣機 / 洗衣乾衣機接駁點(來水位)	-	-	-	-	-	-	-	-	-	-	-	-	-	-	-	-	-
		Washing Machine / Washer Dryer Connection Point (Drain Point) 洗衣機 / 洗衣乾衣機接駁點(去水位)	-	-	-	-	-	-	-	-	-	-	-	-	-	-	-	-	-
		13A Single Socket Outlet (Connected to Kitchen Appliance) 13A 單位電插座 (已接駁廚房設備)	-	-	-	-	-	-	-	-	-	-	-	-	-	-	-	-	-
	13A Twin Socket Outlet 13A 雙位電插座		-	-	-	-	-	-	1	-	1	-	-	-	-	-	-	-	-
	Switch for Indoor A/C Unit 室內冷氣機開關掣		-	-	-	-	-	-	1	-	1	-	-	-	-	-	-	-	-
	Distribution Board 配電箱		-	-	-	-	-	-	1	-	1	-	-	-	-	-	-	-	-
Toilet 衛生間	Lighting Point 燈位		-	-	-	-	-	-	1	-	1	-	-	-	-	-	-	-	-
		Fused Spur Unit for Exhaust Fan 接線位連保險絲供抽氣扇	-	-	-	-	-	-	1	-	1	-	-	-	-	-	-	-	-

Notes:

1. The symbol “ - ” as shown in the above table denotes “ Not Provided ” or “ Not Applicable ”.

2. The symbol ">" as shown in the above table denotes the provisions are installed in the dining room.

3. 4/F, 13/F and 14/F are omitted.

註：

1. 上述符號 " - " 表示不提供或不適用。

2. 上述符號 "> " 表示裝置安裝於飯廳。

3. 不設4樓、13樓及14樓。

FITTINGS, FINISHES AND APPLIANCES

裝置、裝修物料及設備

Schedule of Mechanical & Electrical Provisions 機電裝置數量說明表

Tower 3 第3座

Location 位置	Provision 裝置		2/F-3/F, 5/F-12/F and 15/F-16/F 2樓至3樓，5樓至12樓及15樓至16樓												17/F 17樓				
	Exposed Type 外露型	Non-Exposed Type 非外露型	A	B	C	D	E	F	G	H	J	K	L	A	B	C	D	E	
Utility Room 工作房	Lighting Switch 燈具開關		2	-	2	-	-	-	-	-	-	-	-	2	2	2	2	2	
	Lighting Point 燈位		1	-	1	-	-	-	-	-	-	-	-	1	1	1	1	1	
	Equipment Switch 設備開關		1	-	1	-	-	-	-	-	-	-	-	1	1	1	1	1	
		Washing Machine / Washer Dryer Connection Point (Water Point) 洗衣機 / 洗衣乾衣機接駁點(來水位)	-	-	-	-	-	-	-	-	-	-	-	-	-	1	-	1	
		Washing Machine / Washer Dryer Connection Point (Drain Point) 洗衣機 / 洗衣乾衣機接駁點(去水位)	-	-	-	-	-	-	-	-	-	-	-	-	-	1	-	1	
		13A Single Socket Outlet (Connected to Kitchen Appliance) 13A 單位電插座 (已接駁廚房設備)	-	-	-	-	-	-	-	-	-	-	-	-	-	1	-	1	
	13A Twin Socket Outlet 13A 雙位電插座		1	-	1	-	-	-	-	-	-	-	-	1	1	1	1	1	
	Switch for Indoor A/C Unit 室內冷氣機開關掣		1	-	1	-	-	-	-	-	-	-	-	1	1	1	1	1	
	Distribution Board 配電箱		1	-	1	-	-	-	-	-	-	-	-	1	1	1	1	1	
Toilet 衛生間	Lighting Point 燈位		1	-	1	-	-	-	-	-	-	-	-	1	1	1	1	1	
		Fused Spur Unit for Exhaust Fan 接線位連保險絲供抽氣扇	1	-	1	-	-	-	-	-	-	-	-	1	1	1	1	1	

Notes:

- The symbol “ - ” as shown in the above table denotes “ Not Provided ” or “ Not Applicable ”.
- The symbol ">" as shown in the above table denotes the provisions are installed in the dining room.
- 4/F, 13/F and 14/F are omitted.

註：

- 上述符號 " - " 表示不提供或不適用。
- 上述符號 ">" 表示裝置安裝於飯廳。
- 不設4樓、13樓及14樓。

FITTINGS, FINISHES AND APPLIANCES

裝置、裝修物料及設備

Schedule of Mechanical & Electrical Provisions 機電裝置數量說明表

Tower 3 第3座

Location 位置	Provision 裝置		G/F 地下						1/F 1樓										
	Exposed Type 外露型	Non-Exposed Type 非外露型	E	F	G	H	J	K	A	B	C	D	E	F	G	H	J	K	L
Store Room 儲物房	Lighting Point 燈位		-	-	-	-	-	-	-	-	-	-	-	-	-	-	-	-	-
	Lighting Switch 燈具開關		-	-	-	-	-	-	-	-	-	-	-	-	-	-	-	-	-
	13A Single Socket Outlet 13A 單位電插座		-	-	-	-	-	-	-	-	-	-	-	-	-	-	-	-	-
Private Garden 私人花園	Lighting Point 燈位		3	3	3	3	8	5	-	-	-	-	-	-	-	-	-	-	-
	Weather-proof Socket Outlet 防水電插座		1	1	1	1	1	1	-	-	-	-	-	-	-	-	-	-	-
	Weather-proof Isolator for Air-Conditioner Outdoor Unit 室外空調機防水隔離開關掣		2	1	1	2	2	2	-	-	-	-	-	-	-	-	-	-	-
Flat Roof 平台	Lighting Point 燈位		-	-	-	-	-	-	-	-	1	1	-	-	-	-	-	-	1
	Weather-proof Isolator for Air-Conditioner Outdoor Unit 室外空調機防水隔離開關掣		-	-	-	-	-	-	-	-	1	2	-	-	-	-	-	-	-
Balcony 露台	Lighting Point 燈位		-	-	-	-	-	-	1	1	1	1	1	1	1	1	1	1	1
Air-Conditioner Platform 空調機平台	Weather-proof Isolator for Air-Conditioner Outdoor Unit 室外空調機防水隔離開關掣		-	-	-	-	-	-	3	2	2	-	1	1	1	2	2	2	2
Roof 天台	Lighting Point 燈位		-	-	-	-	-	-	-	-	-	-	-	-	-	-	-	-	-
	Weather-proof Socket Outlet 防水電插座		-	-	-	-	-	-	-	-	-	-	-	-	-	-	-	-	-
	Weather-proof Isolator for Air-Conditioner Outdoor Unit 室外空調機防水隔離開關掣		-	-	-	-	-	-	-	-	-	-	-	-	-	-	-	-	-
Utility Platform 工作平台	Lighting Point 燈位		-	-	-	-	-	-	1	1	1	1	-	-	-	1	1	1	-

Notes:

1. The symbol “ - ” as shown in the above table denotes “ Not Provided ” or “ Not Applicable ”.

2. The symbol ">" as shown in the above table denotes the provisions are installed in the dining room.

3. 4/F, 13/F and 14/F are omitted.

註：

1. 上述符號 " - " 表示不提供或不適用。

2. 上述符號 ">" 表示裝置安裝於飯廳。

3. 不設4樓、13樓及14樓。

FITTINGS, FINISHES AND APPLIANCES

裝置、裝修物料及設備

Schedule of Mechanical & Electrical Provisions 機電裝置數量說明表

Tower 3 第3座

Location 位置	Provision 裝置		2/F-3/F, 5/F-12/F and 15/F-16/F 2樓至3樓，5樓至12樓及15樓至16樓												17/F 17樓				
	Exposed Type 外露型	Non-Exposed Type 非外露型	A	B	C	D	E	F	G	H	J	K	L	A	B	C	D	E	
Store Room 儲物房	Lighting Point 燈位		-	-	-	-	-	-	-	-	-	-	-	-	-	-	1	1	
	Lighting Switch 燈具開關		-	-	-	-	-	-	-	-	-	-	-	-	-	-	1	-	
	13A Single Socket Outlet 13A 單位電插座		-	-	-	-	-	-	-	-	-	-	-	-	-	-	1	-	
Private Garden 私人花園	Lighting Point 燈位		-	-	-	-	-	-	-	-	-	-	-	-	-	-	-	-	
	Weather-proof Socket Outlet 防水電插座		-	-	-	-	-	-	-	-	-	-	-	-	-	-	-	-	
	Weather-proof Isolator for Air-Conditioner Outdoor Unit 室外空調機防水隔離開關掣		-	-	-	-	-	-	-	-	-	-	-	-	-	-	-	-	
Flat Roof 平台	Lighting Point 燈位		-	-	-	-	-	-	-	-	-	-	-	-	-	-	-	-	
	Weather-proof Isolator for Air-Conditioner Outdoor Unit 室外空調機防水隔離開關掣		-	-	-	-	-	-	-	-	-	-	-	-	-	-	-	-	
Balcony 露台	Lighting Point 燈位		1	1	1	1	1	1	1	1	1	1	1	1	1	1	1	1	
Air-Conditioner Platform 空調機平台	Weather-proof Isolator for Air-Conditioner Outdoor Unit 室外空調機防水隔離開關掣		3	2	3	2	1	1	1	2	2	2	2	-	-	-	-	2	
Roof 天台	Lighting Point 燈位		-	-	-	-	-	-	-	-	-	-	-	21	15	16	17	16	
	Weather-proof Socket Outlet 防水電插座		-	-	-	-	-	-	-	-	-	-	-	1	1	1	1	1	
	Weather-proof Isolator for Air-Conditioner Outdoor Unit 室外空調機防水隔離開關掣		-	-	-	-	-	-	-	-	-	-	-	4	4	4	4	2	
Utility Platform 工作平台	Lighting Point 燈位		1	1	1	1	-	-	-	1	1	1	1	1	1	1	1	1	

Notes:

- The symbol “ - ” as shown in the above table denotes “ Not Provided ” or “ Not Applicable ”.
- The symbol ">" as shown in the above table denotes the provisions are installed in the dining room.
- 4/F, 13/F and 14/F are omitted.

註：

- 上述符號 " - " 表示不提供或不適用。
- 上述符號 ">" 表示裝置安裝於飯廳。
- 不設4樓、13樓及14樓。

FITTINGS, FINISHES AND APPLIANCES

裝置、裝修物料及設備

Schedule of Mechanical & Electrical Provisions 機電裝置數量說明表

Tower 3 第3座

Location 位置	Provision 裝置		G/F 地下						1/F 1樓										
	Exposed Type 外露型	Non-Exposed Type 非外露型	E	F	G	H	J	K	A	B	C	D	E	F	G	H	J	K	L
Maintenance Void 維修空間	Weather-proof Isolator for Filtration Equipment 過濾設備防水隔離開關掣		-	-	-	-	-	-	-	-	-	-	-	-	-	-	-	-	-
	Fused Spur Unit for Exhaust Fan 接線位連保險絲供抽氣扇		-	-	-	-	-	-	-	-	-	-	-	-	-	-	-	-	-
	Lighting Switch 燈具開關		-	-	-	-	-	-	-	-	-	-	-	-	-	-	-	-	-
	Lighting Point 燈位		-	-	-	-	-	-	-	-	-	-	-	-	-	-	-	-	-

Location 位置	Provision 裝置		2/F-3/E, 5/F-12/F and 15/F-16/F 2樓至3樓，5樓至12樓及15樓至16樓											17/F 17樓				
	Exposed Type 外露型	Non-Exposed Type 非外露型	A	B	C	D	E	F	G	H	J	K	L	A	B	C	D	E
Maintenance Void 維修空間	Weather-proof Isolator for Filtration Equipment 過濾設備防水隔離開關掣		-	-	-	-	-	-	-	-	-	-	-	-	1	-	-	-
	Fused Spur Unit for Exhaust Fan 接線位連保險絲供抽氣扇		-	-	-	-	-	-	-	-	-	-	-	-	1	-	-	-
	Lighting Switch 燈具開關		-	-	-	-	-	-	-	-	-	-	-	-	1	-	-	-
	Lighting Point 燈位		-	-	-	-	-	-	-	-	-	-	-	-	2	-	-	-

Notes:

1. The symbol “ - ” as shown in the above table denotes “ Not Provided ” or “ Not Applicable ”.

2. The symbol ">" as shown in the above table denotes the provisions are installed in the dining room.

3. 4/F, 13/F and 14/F are omitted.

註：

1. 上述符號 " - " 表示不提供或不適用。

2. 上述符號 " > " 表示裝置安裝於飯廳。

3. 不設4樓、13樓及14樓。

FITTINGS, FINISHES AND APPLIANCES

裝置、裝修物料及設備

Schedule of Mechanical & Electrical Provisions 機電裝置數量說明表

Tower 5 第5座

Location 位置	Provision 裝置		G/F 地下					1/F 1樓									
	Exposed Type 外露型	Non-Exposed Type 非外露型	C	D	E	F	G	A	B	C	D	E	F	G	H	J	K
Main Entrance 大門入口	Door Bell Push Button 門鈴按鈕		1	1	1	1	1	1	1	1	1	1	1	1	1	1	1
Living Room And Dining Room 客廳及飯廳	TV / FM Connection Point 電視 / 收音機天線接駁點		2	2	2	2	2	2	2	2	2	2	2	2	2	2	2
	Telephone Connection Point 電話接駁點		2	2	2	2	2	2	2	2	2	2	2	2	2	2	2
	Lighting Switch 燈具開關		4	7	4	4	4	8	7	4	7	4	4	4	10	10	4
	Lighting Point 燈位		2	3	2	2	2	4	3	2	3	2	2	2	4	4	2
	Equipment Switch 設備開關		1	2	1	1	1	3	2	1	2	1	1	1	2	2	1
	13A Single Socket Outlet 13A 單位電插座		-	1	-	-	-	1	1	-	1	-	-	-	1	1	-
		13A Single Socket Outlet 13A 單位電插座	-	-	-	-	-	1	-	-	-	-	-	-	-	-	-
		13A Single Socket Outlet (Connected to Kitchen Appliance) 13A 單位電插座 (已接駁廚房設備)	-	-	-	-	-	-	1	-	-	-	-	-	-	-	2
	13A Twin Socket Outlet 13A 雙位電插座		3	3	3	3	3	4	3	3	3	3	3	3	4	4	3
	Spare Connection Point 備用接駁點		1	1	1	1	1	1	1	1	1	1	1	1	1	1	1
	Switch for Indoor A/C Unit 室內冷氣機開關掣		1	1	1	1	1	1	1	1	1	1	1	1	1	1	1
Kitchen / Open Kitchen 廚房 / 開放式廚房		Door Bell 門鈴	1	1	1	1	1	1	1>	1	1	1	1	1	1	1	1>
		Fused Spur Unit for Door Bell 接線位連保險絲供門鈴	1	1	1	1	1	1	1>	1	1	1	1	1	1	1	1>
	Lighting Point 燈位		-	-	-	-	-	5	-	-	-	-	-	-	3	3	-
		13A Single Socket Outlet (Connected to Kitchen Appliance) 13A 單位電插座 (已接駁廚房設備)	3	3	3	3	3	5	2	3	3	3	3	3	4	4	1
	13A Twin Socket Outlet 13A 雙位電插座		1	1	1	1	1	1	1	1	1	1	1	1	1	1	1

Notes:

1. The symbol “ - ” as shown in the above table denotes “ Not Provided ” or “ Not Applicable ”.

2. The symbol ">" as shown in the above table denotes the provisions are installed in the dining room.

3. 4/F, 13/F and 14/F are omitted.

註：

1. 上述符號 " - " 表示不提供或不適用。

2. 上述符號 ">" 表示裝置安裝於飯廳。

3. 不設4樓、13樓及14樓。

FITTINGS, FINISHES AND APPLIANCES

裝置、裝修物料及設備

Schedule of Mechanical & Electrical Provisions 機電裝置數量說明表

Tower 5 第5座

Location 位置	Provision 裝置		2/F-3/F and 5/F-12/F 2樓至3樓及5樓至12樓										15/F 15樓				
	Exposed Type 外露型	Non-Exposed Type 非外露型	A	B	C	D	E	F	G	H	J	K	A	B	C	D	E
Main Entrance 大門入口	Door Bell Push Button 門鈴按鈕		1	1	1	1	1	1	1	1	1	1	1	1	1	1	1
Living Room And Dining Room 客廳及飯廳	TV / FM Connection Point 電視 / 收音機天線接駁點		2	2	2	2	2	2	2	2	2	2	2	2	2	2	2
	Telephone Connection Point 電話接駁點		2	2	2	2	2	2	2	2	2	2	2	2	2	2	2
	Lighting Switch 燈具開關		8	7	4	7	4	4	4	9	9	4	11	10	11	11	11
	Lighting Point 燈位		4	3	2	3	2	2	2	4	4	2	7	5	8	7	8
	Equipment Switch 設備開關		3	2	1	2	1	1	1	2	2	1	3	3	3	3	3
	13A Single Socket Outlet 13A 單位電插座		1	1	-	1	-	-	-	1	1	-	1	1	1	1	1
		13A Single Socket Outlet 13A 單位電插座	1	-	-	-	-	-	-	-	-	-	1	1	1	1	1
		13A Single Socket Outlet (Connected to Kitchen Appliance) 13A 單位電插座 (已接駁廚房設備)	-	1	-	-	-	-	-	-	-	2	-	-	-	-	-
	13A Twin Socket Outlet 13A 雙位電插座		4	3	3	3	3	3	3	4	4	3	4	4	4	4	4
	Spare Connection Point 備用接駁點		1	1	1	1	1	1	1	1	1	1	1	1	1	1	1
	Switch for Indoor A/C Unit 室內冷氣機開關掣		1	1	1	1	1	1	1	1	1	1	2	2	2	2	2
Kitchen / Open Kitchen 廚房 / 開放式廚房		Door Bell 門鈴	1	1>	1	1	1	1	1	1	1	1>	1	1	1	1	1
		Fused Spur Unit for Door Bell 接線位連保險絲供門鈴	1	1>	1	1	1	1	1	1	1	1>	1	1	1	1	1
	Lighting Point 燈位		5	-	-	-	-	-	-	3	3	-	5	4	3	4	4
		13A Single Socket Outlet (Connected to Kitchen Appliance) 13A 單位電插座 (已接駁廚房設備)	5	2	3	3	3	3	3	4	4	1	9	5	5	7	5
	13A Twin Socket Outlet 13A 雙位電插座		1	1	1	1	1	1	1	1	1	1	2	1	1	1	1

Notes:

1. The symbol “ - ” as shown in the above table denotes “ Not Provided ” or “ Not Applicable ”.

2. The symbol ">" as shown in the above table denotes the provisions are installed in the dining room.

3. 4/F, 13/F and 14/F are omitted.

註：

1. 上述符號 " - " 表示不提供或不適用。

2. 上述符號 ">" 表示裝置安裝於飯廳。

3. 不設4樓、13樓及14樓。

FITTINGS, FINISHES AND APPLIANCES

裝置、裝修物料及設備

Schedule of Mechanical & Electrical Provisions 機電裝置數量說明表

Tower 5 第5座

Location 位置	Provision 裝置		G/F 地下					1/F 1樓									
	Exposed Type 外露型	Non-Exposed Type 非外露型	C	D	E	F	G	A	B	C	D	E	F	G	H	J	K
Kitchen / Open Kitchen 廚房 / 開放式廚房		Isolator for Electric Water Heater 電熱水爐隔離開關掣	1	1	1	1	1	-	1	1	1	1	1	1	-	-	1
		Fused Spur Unit for Exhaust Fan 接線位連保險絲供抽氣扇	-	-	-	-	-	1	-	-	-	-	-	-	1	1	-
		Fused Spur Unit for Gas Water Heater 接線位連保險絲供煤氣熱水爐	-	-	-	-	-	1	-	-	-	-	-	-	1	1	-
		Fused Spur Unit for Kitchen Cabinet Luminaire 接線位連保險絲供廚櫃燈	1	1	1	1	1	1	1	1	1	1	1	1	1	1	1
		Power Connection Unit for Steam Oven 接線座供蒸焗爐	1	1	1	1	1	1	1	1	1	1	1	1	1	1	1>
		Power Connection Unit for Induction Hob 接線座供電磁爐	1	1	1	1	1	-	1	1	1	1	1	1	-	-	1
		Equipment Switch 設備開關	2	2	2	2	2	1	2	2	2	2	2	2	1	1	2>
		Distribution Board 配電箱	1	1	1	1	1	-	1	1	1	1	1	1	1	1	1>
		Towngas Connection Point 煤氣接駁點	-	-	-	-	-	1	-	-	-	-	-	-	1	1	-
		Washing Machine / Washer Dryer Connection Point (Water Point) 洗衣機 / 洗衣乾衣機接駁點(來水位)	1	1	1	1	1	1	1	1	1	1	1	1	1	1	1>
		Washing Machine / Washer Dryer Connection Point (Drain Point) 洗衣機 / 洗衣乾衣機接駁點(去水位)	1	1	1	1	1	1	1	1	1	1	1	1	1	1	1>

Notes:

- The symbol “ - ” as shown in the above table denotes “ Not Provided ” or “ Not Applicable ”.
- The symbol ">" as shown in the above table denotes the provisions are installed in the dining room.
- 4/F, 13/F and 14/F are omitted.

註：

- 上述符號 " - " 表示不提供或不適用。
- 上述符號 ">" 表示裝置安裝於飯廳。
- 不設4樓、13樓及14樓。

FITTINGS, FINISHES AND APPLIANCES

裝置、裝修物料及設備

Schedule of Mechanical & Electrical Provisions 機電裝置數量說明表

Tower 5 第5座

Location 位置	Provision 裝置		2/F-3/F and 5/F-12/F 2樓至3樓及5樓至12樓										15/F 15樓				
	Exposed Type 外露型	Non-Exposed Type 非外露型	A	B	C	D	E	F	G	H	J	K	A	B	C	D	E
Kitchen / Open Kitchen 廚房 / 開放式廚房		Isolator for Electric Water Heater 電熱水爐隔離開關掣	-	1	1	1	1	1	1	-	-	1	-	-	-	-	-
		Fused Spur Unit for Exhaust Fan 接線位連保險絲供抽氣扇	1	-	-	-	-	-	-	1	1	-	1	1	1	1	1
		Fused Spur Unit for Gas Water Heater 接線位連保險絲供煤氣熱水爐	1	-	-	-	-	-	-	1	1	-	1	1	-	1	1
		Fused Spur Unit for Kitchen Cabinet Luminaire 接線位連保險絲供廚櫃燈	1	1	1	1	1	1	1	1	1	1	1	1	1	1	1
		Power Connection Unit for Steam Combination Oven 接線座供蒸焗爐	1	1	1	1	1	1	1	1	1	1>	-	1	1	1	1
		Power Connection Unit for Steam Oven 接線座供蒸爐	-	-	-	-	-	-	-	-	-	-	1	-	-	-	-
		Power Connection Unit for Induction Hob 接線座供電磁爐	-	1	1	1	1	1	1	-	-	1	1	-	-	1	-
		Equipment Switch 設備開關	1	2	2	2	2	2	2	1	1	2>	2	1	1	2	1
		Distribution Board 配電箱	-	1	1	1	1	1	1	1	1	1>	-	1	-	-	-
		Towngas Connection Point 煤氣接駁點	1	-	-	-	-	-	-	1	1	-	1	1	1	1	1
		Washing Machine / Washer Dryer Connection Point (Water Point) 洗衣機 / 洗衣乾衣機接駁點(來水位)	1	1	1	1	1	1	1	1	1	1>	-	1	1	1	1
		Washing Machine / Washer Dryer Connection Point (Drain Point) 洗衣機 / 洗衣乾衣機接駁點(去水位)	1	1	1	1	1	1	1	1	1	1>	-	1	1	1	1

Notes:

1. The symbol “ - ” as shown in the above table denotes “ Not Provided ” or “ Not Applicable ”.

2. The symbol ">" as shown in the above table denotes the provisions are installed in the dining room.

3. 4/F, 13/F and 14/F are omitted.

註：

1. 上述符號 " - " 表示不提供或不適用。

2. 上述符號 " > " 表示裝置安裝於飯廳。

3. 不設4樓、13樓及14樓。

FITTINGS, FINISHES AND APPLIANCES

裝置、裝修物料及設備

Schedule of Mechanical & Electrical Provisions 機電裝置數量說明表

Tower 5 第5座

Location 位置	Provision 裝置		G/F 地下					1/F 1樓									
	Exposed Type 外露型	Non-Exposed Type 非外露型	C	D	E	F	G	A	B	C	D	E	F	G	H	J	K
Master Bathroom 主人浴室	Lighting Point 燈位		-	-	-	-	-	3	-	-	-	-	-	-	-	-	-
		Fused Spur Unit for Mirror Cabinet Luminaire 接線位連保險絲供鏡櫃燈	-	-	-	-	-	1	-	-	-	-	-	-	-	-	-
		Connection Point for Mirror Cabinet Luminaire 接線位供鏡櫃燈	-	-	-	-	-	1	-	-	-	-	-	-	-	-	-
		13A Single Socket Outlet 13A 單位電插座	-	-	-	-	-	1	-	-	-	-	-	-	-	-	-
		Fused Spur Unit for Pivot Mirror 接線位連保險絲供化妝鏡	-	-	-	-	-	-	-	-	-	-	-	-	-	-	-
		Power Connection Unit for Thermo Ventilator 接線座供浴室寶	-	-	-	-	-	1	-	-	-	-	-	-	-	-	-
		Gas Water Heater Remote Control 煤氣熱水爐溫度控制器	-	-	-	-	-	1	-	-	-	-	-	-	-	-	-
Bathroom / Bathroom 1 浴室 / 浴室 1	Lighting Point 燈位		3	3	3	3	3	3	3	3	3	3	3	3	3	3	3
		Fused Spur Unit for Mirror Cabinet Luminaire 接線位連保險絲供鏡櫃燈	1	1	1	1	1	1	1	1	1	1	1	1	1	1	1
		Connection Point for Mirror Cabinet Luminaire 接線位供鏡櫃燈	1	1	1	1	1	1	1	1	1	1	1	1	1	1	1
		13A Single Socket Outlet 13A 單位電插座	1	1	1	1	1	1	1	1	1	1	1	1	1	1	1
		Fused Spur Unit for Exhaust Fan 接線位連保險絲供抽氣扇	-	-	1	1	1	-	1	-	-	1	1	1	-	-	1
		Power Connection Unit for Thermo Ventilator 接線座供浴室寶	1	1	1	1	1	1	1	1	1	1	1	1	1	1	1
		Gas Water Heater Remote Control 煤氣熱水爐溫度控制器	-	-	-	-	-	1	-	-	-	-	-	-	1	1	-
		Electric Water Heater Remote Control 電熱水爐溫度控制器	1	1	1	1	1	-	1	1	1	1	1	1	-	-	1
		Fused Spur Unit for Gas Water Heater 接線位連保險絲供煤氣熱水爐	-	-	-	-	-	-	-	-	-	-	-	-	-	-	-

Notes:

1. The symbol “ - ” as shown in the above table denotes “ Not Provided ” or “ Not Applicable ”.

2. The symbol “>” as shown in the above table denotes the provisions are installed in the dining room.

3. 4/F, 13/F and 14/F are omitted.

註：

1. 上述符號 “ - ” 表示不提供或不適用。

2. 上述符號 “>” 表示裝置安裝於飯廳。

3. 不設4樓、13樓及14樓。

FITTINGS, FINISHES AND APPLIANCES

裝置、裝修物料及設備

Schedule of Mechanical & Electrical Provisions 機電裝置數量說明表

Tower 5 第5座

Location 位置	Provision 裝置		2/F-3/F and 5/F-12/F 2樓至3樓及5樓至12樓										15/F 15樓				
	Exposed Type 外露型	Non-Exposed Type 非外露型	A	B	C	D	E	F	G	H	J	K	A	B	C	D	E
Master Bathroom 主人浴室	Lighting Point 燈位		3	-	-	-	-	-	-	-	-	-	3	3	4	4	3
		Fused Spur Unit for Mirror Cabinet Luminaire 接線位連保險絲供鏡櫃燈	1	-	-	-	-	-	-	-	-	-	1	1	1	1	1
		Connection Point for Mirror Cabinet Luminaire 接線位供鏡櫃燈	1	-	-	-	-	-	-	-	-	-	1	1	1	1	1
		13A Single Socket Outlet 13A 單位電插座	1	-	-	-	-	-	-	-	-	-	1	1	1	1	1
		Fused Spur Unit for Pivot Mirror 接線位連保險絲供化妝鏡	-	-	-	-	-	-	-	-	-	-	1	1	1	1	1
		Power Connection Unit for Thermo Ventilator 接線座供浴室寶	1	-	-	-	-	-	-	-	-	-	1	1	1	1	1
		Gas Water Heater Remote Control 煤氣熱水爐溫度控制器	1	-	-	-	-	-	-	-	-	-	1	1	1	1	1
Bathroom / Bathroom 1 浴室 / 浴室 1	Lighting Point 燈位		3	3	3	3	3	3	3	3	3	3	3	3	3	3	3
		Fused Spur Unit for Mirror Cabinet Luminaire 接線位連保險絲供鏡櫃燈	1	1	1	1	1	1	1	1	1	1	1	1	1	1	1
		Connection Point for Mirror Cabinet Luminaire 接線位供鏡櫃燈	1	1	1	1	1	1	1	1	1	1	1	1	1	1	1
		13A Single Socket Outlet 13A 單位電插座	1	1	1	1	1	1	1	1	1	1	1	1	1	1	1
		Fused Spur Unit for Exhaust Fan 接線位連保險絲供抽氣扇	-	1	-	-	1	1	1	-	-	1	-	1	1	1	-
		Power Connection Unit for Thermo Ventilator 接線座供浴室寶	1	1	1	1	1	1	1	1	1	1	1	1	1	1	1
		Gas Water Heater Remote Control 煤氣熱水爐溫度控制器	1	-	-	-	-	-	-	1	1	-	1	1	1	1	1
		Electric Water Heater Remote Control 電熱水爐溫度控制器	-	1	1	1	1	1	1	-	-	1	-	-	-	-	-
		Fused Spur Unit for Gas Water Heater 接線位連保險絲供煤氣熱水爐	-	-	-	-	-	-	-	-	-	-	-	-	1	-	-

Notes:

1. The symbol “ - ” as shown in the above table denotes “ Not Provided ” or “ Not Applicable ”.

2. The symbol “>” as shown in the above table denotes the provisions are installed in the dining room.

3. 4/F, 13/F and 14/F are omitted.

註：

1. 上述符號 “ - ” 表示不提供或不適用。

2. 上述符號 “>” 表示裝置安裝於飯廳。

3. 不設4樓、13樓及14樓。

FITTINGS, FINISHES AND APPLIANCES

裝置、裝修物料及設備

Schedule of Mechanical & Electrical Provisions 機電裝置數量說明表

Tower 5 第5座

Location 位置	Provision 裝置		G/F 地下					1/F 1樓									
	Exposed Type 外露型	Non-Exposed Type 非外露型	C	D	E	F	G	A	B	C	D	E	F	G	H	J	K
Master Bedroom 主人睡房	TV / FM Connection Point 電視 / 收音機天線接駁點		-	-	-	-	-	1	-	-	-	-	-	-	-	-	-
	Telephone Connection Point 電話接駁點		-	-	-	-	-	1	-	-	-	-	-	-	-	-	-
	Lighting Switch 燈具開關		-	-	-	-	-	4	-	-	-	-	-	-	-	-	-
	Lighting Point 燈位		-	-	-	-	-	2	-	-	-	-	-	-	-	-	-
	Equipment Switch 設備開關		-	-	-	-	-	1	-	-	-	-	-	-	-	-	-
	13A Twin Socket Outlet 13A 雙位電插座		-	-	-	-	-	2	-	-	-	-	-	-	-	-	-
	Spare Connection Point 備用接駁點		-	-	-	-	-	1	-	-	-	-	-	-	-	-	-
	Switch for Indoor A/C Unit 室內冷氣機開關掣		-	-	-	-	-	1	-	-	-	-	-	-	-	-	-
Bedroom / Bedroom 1 睡房 / 睡房 1	TV / FM Connection Point 電視 / 收音機天線接駁點		1	1	1	1	1	1	1	1	1	1	1	1	1	1	1
	Telephone Connection Point 電話接駁點		1	1	1	1	1	1	1	1	1	1	1	1	1	1	1
	Lighting Switch 燈具開關		3	1	3	3	3	1	1	3	1	3	3	3	1	1	3
	Lighting Point 燈位		1	1	1	1	1	1	1	1	1	1	1	1	1	1	1
	Equipment Switch 設備開關		1	-	1	1	1	-	-	1	-	1	1	1	-	-	1
	13A Single Socket Outlet 13A 單位電插座		2	2	2	2	2	2	2	2	2	2	2	2	2	2	2
	Spare Connection Point 備用接駁點		1	1	1	1	1	1	1	1	1	1	1	1	1	1	1
	Switch for Indoor A/C Unit 室內冷氣機開關掣		1	1	1	1	1	1	1	1	1	1	1	1	1	1	1

Notes:

1. The symbol “ - ” as shown in the above table denotes “ Not Provided ” or “ Not Applicable ”.

2. The symbol “>” as shown in the above table denotes the provisions are installed in the dining room.

3. 4/F, 13/F and 14/F are omitted.

註：

1. 上述符號 “ - ” 表示不提供或不適用。

2. 上述符號 “>” 表示裝置安裝於飯廳。

3. 不設4樓、13樓及14樓。

FITTINGS, FINISHES AND APPLIANCES

裝置、裝修物料及設備

Schedule of Mechanical & Electrical Provisions 機電裝置數量說明表

Tower 5 第5座

Location 位置	Provision 裝置		2/F-3/F and 5/F-12/F 2樓至3樓及5樓至12樓										15/F 15樓				
	Exposed Type 外露型	Non-Exposed Type 非外露型	A	B	C	D	E	F	G	H	J	K	A	B	C	D	E
Master Bedroom 主人睡房	TV / FM Connection Point 電視 / 收音機天線接駁點		1	-	-	-	-	-	-	-	-	-	2	2	2	2	2
	Telephone Connection Point 電話接駁點		1	-	-	-	-	-	-	-	-	-	1	1	1	1	1
	Lighting Switch 燈具開關		4	-	-	-	-	-	-	-	-	-	4	3	4	4	4
	Lighting Point 燈位		2	-	-	-	-	-	-	-	-	-	2	1	2	1	2
	Equipment Switch 設備開關		1	-	-	-	-	-	-	-	-	-	1	1	1	1	1
	13A Twin Socket Outlet 13A 雙位電插座		2	-	-	-	-	-	-	-	-	-	3	3	3	3	3
	Spare Connection Point 備用接駁點		1	-	-	-	-	-	-	-	-	-	1	1	1	1	1
	Switch for Indoor A/C Unit 室內冷氣機開關掣		1	-	-	-	-	-	-	-	-	-	1	1	1	1	1
Bedroom / Bedroom 1 睡房 / 睡房 1	TV / FM Connection Point 電視 / 收音機天線接駁點		1	1	1	1	1	1	1	1	1	1	1	1	1	1	1
	Telephone Connection Point 電話接駁點		1	1	1	1	1	1	1	1	1	1	1	1	1	1	1
	Lighting Switch 燈具開關		1	1	3	1	3	3	3	1	1	3	1	1	1	1	1
	Lighting Point 燈位		1	1	1	1	1	1	1	1	1	1	1	1	1	1	1
	Equipment Switch 設備開關		-	-	1	-	1	1	1	-	-	1	-	-	-	-	-
	13A Single Socket Outlet 13A 單位電插座		2	2	2	2	2	2	2	2	2	2	2	2	2	2	2
	Spare Connection Point 備用接駁點		1	1	1	1	1	1	1	1	1	1	1	1	1	1	1
	Switch for Indoor A/C Unit 室內冷氣機開關掣		1	1	1	1	1	1	1	1	1	1	1	1	1	1	1

Notes:

1. The symbol “ - ” as shown in the above table denotes “ Not Provided ” or “ Not Applicable ”.

2. The symbol “>” as shown in the above table denotes the provisions are installed in the dining room.

3. 4/F, 13/F and 14/F are omitted.

註：

1. 上述符號 “ - ” 表示不提供或不適用。

2. 上述符號 “>” 表示裝置安裝於飯廳。

3. 不設4樓、13樓及14樓。

FITTINGS, FINISHES AND APPLIANCES

裝置、裝修物料及設備

Schedule of Mechanical & Electrical Provisions 機電裝置數量說明表

Tower 5 第5座

Location 位置	Provision 裝置		G/F 地下					1/F 1樓									
	Exposed Type 外露型	Non-Exposed Type 非外露型	C	D	E	F	G	A	B	C	D	E	F	G	H	J	K
Bedroom 2 睡房 2	TV / FM Connection Point 電視 / 收音機天線接駁點		-	1	-	-	-	1	1	-	1	-	-	-	1	1	-
	Telephone Connection Point 電話接駁點		-	1	-	-	-	1	1	-	1	-	-	-	1	1	-
	Lighting Switch 燈具開關		-	2	-	-	-	1	2	-	2	-	-	-	1	1	-
	Lighting Point 燈位		-	1	-	-	-	1	1	-	1	-	-	-	1	1	-
	13A Single Socket Outlet 13A 單位電插座		-	2	-	-	-	2	2	-	2	-	-	-	2	2	-
	Spare Connection Point 備用接駁點		-	1	-	-	-	1	1	-	1	-	-	-	1	1	-
	Switch for Indoor A/C Unit 室內冷氣機開關掣		-	1	-	-	-	1	1	-	1	-	-	-	1	1	-
Bedroom 3 睡房 3	TV / FM Connection Point 電視 / 收音機天線接駁點		-	-	-	-	-	-	-	-	-	-	-	-	-	-	-
	Telephone Connection Point 電話接駁點		-	-	-	-	-	-	-	-	-	-	-	-	-	-	-
	Lighting Switch 燈具開關		-	-	-	-	-	-	-	-	-	-	-	-	-	-	-
	Lighting Point 燈位		-	-	-	-	-	-	-	-	-	-	-	-	-	-	-
	Equipment Switch 設備開關		-	-	-	-	-	-	-	-	-	-	-	-	-	-	-
	13A Single Socket Outlet 13A 單位電插座		-	-	-	-	-	-	-	-	-	-	-	-	-	-	-
	13A Twin Socket Outlet 13A 雙位電插座		-	-	-	-	-	-	-	-	-	-	-	-	-	-	-
	Spare Connection Point 備用接駁點		-	-	-	-	-	-	-	-	-	-	-	-	-	-	-
	Switch for Indoor A/C Unit 室內冷氣機開關掣		-	-	-	-	-	-	-	-	-	-	-	-	-	-	-

Notes:

1. The symbol “ - ” as shown in the above table denotes “ Not Provided ” or “ Not Applicable ”.

2. The symbol “>” as shown in the above table denotes the provisions are installed in the dining room.

3. 4/F, 13/F and 14/F are omitted.

註：

1. 上述符號 “ - ” 表示不提供或不適用。

2. 上述符號 “>” 表示裝置安裝於飯廳。

3. 不設4樓、13樓及14樓。

FITTINGS, FINISHES AND APPLIANCES

裝置、裝修物料及設備

Schedule of Mechanical & Electrical Provisions 機電裝置數量說明表

Tower 5 第5座

Location 位置	Provision 裝置		2/F-3/F and 5/F-12/F 2樓至3樓及5樓至12樓										15/F 15樓				
	Exposed Type 外露型	Non-Exposed Type 非外露型	A	B	C	D	E	F	G	H	J	K	A	B	C	D	E
Bedroom 2 睡房 2	TV / FM Connection Point 電視 / 收音機天線接駁點		1	1	-	1	-	-	-	1	1	-	1	-	1	1	1
	Telephone Connection Point 電話接駁點		1	1	-	1	-	-	-	1	1	-	1	-	1	1	1
	Lighting Switch 燈具開關		1	2	-	2	-	-	-	1	1	-	1	-	1	1	1
	Lighting Point 燈位		1	1	-	1	-	-	-	1	1	-	1	-	1	1	1
	13A Single Socket Outlet 13A 單位電插座		2	2	-	2	-	-	-	2	2	-	2	-	2	2	2
	Spare Connection Point 備用接駁點		1	1	-	1	-	-	-	1	1	-	1	-	1	1	1
	Switch for Indoor A/C Unit 室內冷氣機開關掣		1	1	-	1	-	-	-	1	1	-	1	-	1	1	1
Bedroom 3 睡房 3	TV / FM Connection Point 電視 / 收音機天線接駁點		-	-	-	-	-	-	-	-	-	-	1	-	-	-	-
	Telephone Connection Point 電話接駁點		-	-	-	-	-	-	-	-	-	-	1	-	-	-	-
	Lighting Switch 燈具開關		-	-	-	-	-	-	-	-	-	-	1	-	-	-	-
	Lighting Point 燈位		-	-	-	-	-	-	-	-	-	-	1	-	-	-	-
	Equipment Switch 設備開關		-	-	-	-	-	-	-	-	-	-	-	-	-	-	-
	13A Single Socket Outlet 13A 單位電插座		-	-	-	-	-	-	-	-	-	-	2	-	-	-	-
	13A Twin Socket Outlet 13A 雙位電插座		-	-	-	-	-	-	-	-	-	-	-	-	-	-	-
	Spare Connection Point 備用接駁點		-	-	-	-	-	-	-	-	-	-	1	-	-	-	-
	Switch for Indoor A/C Unit 室內冷氣機開關掣		-	-	-	-	-	-	-	-	-	-	1	-	-	-	-

Notes:

1. The symbol “ - ” as shown in the above table denotes “ Not Provided ” or “ Not Applicable ”.

2. The symbol “>” as shown in the above table denotes the provisions are installed in the dining room.

3. 4/F, 13/F and 14/F are omitted.

註：

1. 上述符號 “ - ” 表示不提供或不適用。

2. 上述符號 “>” 表示裝置安裝於飯廳。

3. 不設4樓、13樓及14樓。

FITTINGS, FINISHES AND APPLIANCES

裝置、裝修物料及設備

Schedule of Mechanical & Electrical Provisions 機電裝置數量說明表

Tower 5 第5座

Location 位置	Provision 裝置		G/F 地下					1/F 1樓									
	Exposed Type 外露型	Non-Exposed Type 非外露型	C	D	E	F	G	A	B	C	D	E	F	G	H	J	K
Utility Room 工作房	Lighting Switch 燈具開關		-	-	-	-	-	2	-	-	-	-	-	-	-	-	-
	Lighting Point 燈位		-	-	-	-	-	1	-	-	-	-	-	-	-	-	-
	Equipment Switch 設備開關		-	-	-	-	-	1	-	-	-	-	-	-	-	-	-
		Washing Machine / Washer Dryer Connection Point (Water Point) 洗衣機 / 洗衣乾衣機接駁點(來水位)	-	-	-	-	-	-	-	-	-	-	-	-	-	-	-
		Washing Machine / Washer Dryer Connection Point (Drain Point) 洗衣機 / 洗衣乾衣機接駁點(去水位)	-	-	-	-	-	-	-	-	-	-	-	-	-	-	-
		13A Single Socket Outlet (Connected to Kitchen Appliance) 13A 單位電插座 (已接駁廚房設備)	-	-	-	-	-	-	-	-	-	-	-	-	-	-	-
	13A Twin Socket Outlet 13A 雙位電插座		-	-	-	-	-	1	-	-	-	-	-	-	-	-	-
	Switch for Indoor A/C Unit 室內冷氣機開關掣		-	-	-	-	-	1	-	-	-	-	-	-	-	-	-
	Distribution Board 配電箱		-	-	-	-	-	1	-	-	-	-	-	-	-	-	-
Toilet 衛生間	Lighting Point 燈位		-	-	-	-	-	1	-	-	-	-	-	-	-	-	-
		Fused Spur Unit for Exhaust Fan 接線位連保險絲供抽氣扇	-	-	-	-	-	1	-	-	-	-	-	-	-	-	-
Store 儲物房	Lighting Point 燈位		-	-	-	-	-	-	-	-	-	-	-	-	-	-	-
	Lighting Switch 燈具開關		-	-	-	-	-	-	-	-	-	-	-	-	-	-	-
	13A Single Socket Outlet 13A 單位電插座		-	-	-	-	-	-	-	-	-	-	-	-	-	-	-

Notes:

1. The symbol “ - ” as shown in the above table denotes “ Not Provided ” or “ Not Applicable ”.

2. The symbol ">" as shown in the above table denotes the provisions are installed in the dining room.

3. 4/F, 13/F and 14/F are omitted.

註：

1. 上述符號 " - " 表示不提供或不適用。

2. 上述符號 ">" 表示裝置安裝於飯廳。

3. 不設4樓、13樓及14樓。

FITTINGS, FINISHES AND APPLIANCES

裝置、裝修物料及設備

Schedule of Mechanical & Electrical Provisions 機電裝置數量說明表

Tower 5 第5座

Location 位置	Provision 裝置		2/F-3/F and 5/F-12/F 2樓至3樓及5樓至12樓										15/F 15樓				
	Exposed Type 外露型	Non-Exposed Type 非外露型	A	B	C	D	E	F	G	H	J	K	A	B	C	D	E
Utility Room 工作房	Lighting Switch 燈具開關		2	-	-	-	-	-	-	-	-	-	2	-	2	2	2
	Lighting Point 燈位		1	-	-	-	-	-	-	-	-	-	1	-	1	1	1
	Equipment Switch 設備開關		1	-	-	-	-	-	-	-	-	-	1	-	1	1	1
		Washing Machine / Washer Dryer Connection Point (Water Point) 洗衣機 / 洗衣乾衣機接駁點(來水位)	-	-	-	-	-	-	-	-	-	-	1	-	-	-	-
		Washing Machine / Washer Dryer Connection Point (Drain Point) 洗衣機 / 洗衣乾衣機接駁點(去水位)	-	-	-	-	-	-	-	-	-	-	1	-	-	-	-
		13A Single Socket Outlet (Connected to Kitchen Appliance) 13A 單位電插座 (已接駁廚房設備)	-	-	-	-	-	-	-	-	-	-	1	-	-	-	-
	13A Twin Socket Outlet 13A 雙位電插座		1	-	-	-	-	-	-	-	-	-	1	-	1	1	1
	Switch for Indoor A/C Unit 室內冷氣機開關掣		1	-	-	-	-	-	-	-	-	-	1	-	1	1	1
	Distribution Board 配電箱		1	-	-	-	-	-	-	-	-	-	1	-	1	1	1
Toilet 衛生間	Lighting Point 燈位		1	-	-	-	-	-	-	-	-	-	1	-	1	1	1
		Fused Spur Unit for Exhaust Fan 接線位連保險絲供抽氣扇	1	-	-	-	-	-	-	-	-	-	1	-	1	1	1
Store 儲物房	Lighting Point 燈位		-	-	-	-	-	-	-	-	-	-	1	-	-	1	1
	Lighting Switch 燈具開關		-	-	-	-	-	-	-	-	-	-	1	-	-	1	1
	13A Single Socket Outlet 13A 單位電插座		-	-	-	-	-	-	-	-	-	-	1	-	-	1	1

Notes:

- The symbol “ - ” as shown in the above table denotes “ Not Provided ” or “ Not Applicable ”.
- The symbol ">" as shown in the above table denotes the provisions are installed in the dining room.
- 4/F, 13/F and 14/F are omitted.

註：

- 上述符號 " - " 表示不提供或不適用。
- 上述符號 "> " 表示裝置安裝於飯廳。
- 不設4樓、13樓及14樓。

FITTINGS, FINISHES AND APPLIANCES

裝置、裝修物料及設備

Schedule of Mechanical & Electrical Provisions 機電裝置數量說明表

Tower 5 第5座

Location 位置	Provision 裝置		G/F 地下					1/F 1樓									
	Exposed Type 外露型	Non-Exposed Type 非外露型	C	D	E	F	G	A	B	C	D	E	F	G	H	J	K
Private Garden 私人花園	Lighting Point 燈位		4	5	3	3	3	-	-	-	-	-	-	-	-	-	-
	Weather-Proof Socket Outlet 防水電插座		1	1	1	1	1	-	-	-	-	-	-	-	-	-	-
	Weather-proof Isolator for Air-Conditioner Outdoor Unit 室外空調機防水隔離開關掣		1	2	1	1	1	-	-	-	-	-	-	-	-	-	-
Flat Roof 平台	Lighting Point 燈位		-	-	-	-	-	-	-	-	-	-	-	-	2	2	-
	Weather-proof Isolator for Air-Conditioner Outdoor Unit 室外空調機防水隔離開關掣		-	-	-	-	-	-	-	-	-	-	-	-	2	2	-
Balcony 露台	Lighting Point 燈位		-	-	-	-	-	1	1	1	1	1	1	1	1	1	1
Air-Conditioner Platform 空調機平台	Weather-proof Isolator for Air-Conditioner Outdoor Unit 室外空調機防水隔離開關掣		-	-	-	-	-	3	2	1	2	1	1	1	-	-	1
Roof 天台	Lighting Point 燈位		-	-	-	-	-	-	-	-	-	-	-	-	-	-	-
	Weather-Proof Socket Outlet 防水電插座		-	-	-	-	-	-	-	-	-	-	-	-	-	-	-
	Weather-proof Isolator for Air-Conditioner Outdoor Unit 室外空調機防水隔離開關掣		-	-	-	-	-	-	-	-	-	-	-	-	-	-	-
Utility Platform 工作平台	Lighting Point 燈位		-	-	-	-	-	1	1	-	1	-	-	-	-	-	-
Maintenance Void 維修空間	Weather-proof Isolator for Filtration Equipment 過濾設備防水隔離開關掣		-	-	-	-	-	-	-	-	-	-	-	-	-	-	-
	Fused Spur Unit for Exhaust Fan 接線位連保險絲供抽氣扇		-	-	-	-	-	-	-	-	-	-	-	-	-	-	-
	Lighting Switch 燈具開關		-	-	-	-	-	-	-	-	-	-	-	-	-	-	-
	Lighting Point 燈位		-	-	-	-	-	-	-	-	-	-	-	-	-	-	-

Notes:
1. The symbol “ - ” as shown in the above table denotes “ Not Provided ” or “ Not Applicable ”.
2. The symbol ">" as shown in the above table denotes the provisions are installed in the dining room.
3. 4/F, 13/F and 14/F are omitted.

註：
1. 上述符號 " - " 表示不提供或不適用。
2. 上述符號 ">" 表示裝置安裝於飯廳。
3. 不設4樓、13樓及14樓。

FITTINGS, FINISHES AND APPLIANCES

裝置、裝修物料及設備

Schedule of Mechanical & Electrical Provisions 機電裝置數量說明表

Tower 5 第5座

Location 位置	Provision 裝置		2/F-3/F and 5/F-12/F 2樓至3樓及5樓至12樓											15/F 15樓				
	Exposed Type 外露型	Non-Exposed Type 非外露型	A	B	C	D	E	F	G	H	J	K	A	B	C	D	E	
Private Garden 私人花園	Lighting Point 燈位		-	-	-	-	-	-	-	-	-	-	-	-	-	-	-	
	Weather-Proof Socket Outlet 防水電插座		-	-	-	-	-	-	-	-	-	-	-	-	-	-	-	
	Weather-proof Isolator for Air-Conditioner Outdoor Unit 室外空調機防水隔離開關掣		-	-	-	-	-	-	-	-	-	-	-	-	-	-	-	
Flat Roof 平台	Lighting Point 燈位		-	-	-	-	-	-	-	-	-	-	-	-	-	-	-	
	Weather-proof Isolator for Air-Conditioner Outdoor Unit 室外空調機防水隔離開關掣		-	-	-	-	-	-	-	-	-	-	-	-	-	-	-	
Balcony 露台	Lighting Point 燈位		1	1	1	1	1	1	1	1	1	1	1	1	1	1	1	
Air-Conditioner Platform 空調機平台	Weather-proof Isolator for Air-Conditioner Outdoor Unit 室外空調機防水隔離開關掣		3	2	1	2	1	1	1	2	2	1	-	-	-	-	-	
Roof 天台	Lighting Point 燈位		-	-	-	-	-	-	-	-	-	-	19	15	19	18	14	
	Weather-Proof Socket Outlet 防水電插座		-	-	-	-	-	-	-	-	-	-	1	1	1	1	1	
	Weather-proof Isolator for Air-Conditioner Outdoor Unit 室外空調機防水隔離開關掣		-	-	-	-	-	-	-	-	-	-	2	3	3	4	4	
Utility Platform 工作平台	Lighting Point 燈位		1	1	-	1	-	-	-	-	-	-	1	-	1	1	1	
Maintenance Void 維修空間	Weather-proof Isolator for Filtration Equipment 過濾設備防水隔離開關掣		-	-	-	-	-	-	-	-	-	-	-	-	-	1	-	
	Fused Spur Unit for Exhaust Fan 接線位連保險絲供抽氣扇		-	-	-	-	-	-	-	-	-	-	-	-	-	1	-	
	Lighting Switch 燈具開關		-	-	-	-	-	-	-	-	-	-	-	-	-	1	-	
	Lighting Point 燈位		-	-	-	-	-	-	-	-	-	-	-	-	-	2	-	

- Notes:
- 1. The symbol “ - ” as shown in the above table denotes “ Not Provided ” or “ Not Applicable ”.
 - 2. The symbol “>” as shown in the above table denotes the provisions are installed in the dining room.
 - 3. 4/F, 13/F and 14/F are omitted.

- 註：
- 1. 上述符號 “ - ” 表示不提供或不適用。
 - 2. 上述符號 “ > ” 表示裝置安裝於飯廳。
 - 3. 不設4樓、13樓及14樓。

FITTINGS, FINISHES AND APPLIANCES

裝置、裝修物料及設備

Schedule of Mechanical & Electrical Provisions 機電裝置數量說明表

Block H17-H18, H19-H20 & H21 第H17-H18座，H19-H20座及H21座

Location 位置	Provision 裝置		1/F 1樓										2/F-3/F 2樓至3樓					
	Exposed Type 外露型	Non-Exposed Type 非外露型	H17-A	H17-B	H18-A	H18-B	H19-A	H19-B	H20-A	H20-B	H21-A	H21-B	H17-A	H17-B	H18-A	H18-B	H19-A	H19-B
Main Entrance 大門入口	Door Bell Push Button 門鈴按鈕		1	1	1	1	1	1	1	1	1	1	1	1	1	1	1	1
Living Room And Dining Room 客廳及飯廳	TV / FM Connection Point 電視 / 收音機天線接駁點		2	2	2	2	2	2	2	2	2	2	2	2	2	2	2	2
	Telephone Connection Point 電話接駁點		2	2	2	2	2	2	2	2	2	2	2	2	2	2	2	2
	Lighting Switch 燈具開關		7	3	7	3	7	3	7	3	9	3	6	3	6	3	6	3
	Lighting Point 燈位		2	1	2	1	2	1	2	1	4	1	2	1	2	1	2	1
	Equipment Switch 設備開關		2	1	2	1	2	1	2	1	3	1	2	1	2	1	2	1
	13A Single Socket Outlet 13A 單位電插座		1	-	1	-	1	-	1	-	1	-	1	-	1	-	1	-
	13A Twin Socket Outlet 13A 雙位電插座		3	3	3	3	3	3	3	3	3	3	3	3	3	3	3	3
	Spare Connection Point 備用接駁點		1	1	1	1	1	1	1	1	1	1	1	1	1	1	1	1
	Switch for Indoor A/C Unit 室內冷氣機開關掣		2	1	2	1	2	1	2	1	2	1	2	1	2	1	2	1
Kitchen / Open Kitchen 廚房 / 開放式廚房		Door Bell 門鈴	1	1	1	1	1	1	1	1	1	1	1	1	1	1	1	1
		Fused Spur Unit for Door Bell 接線位連保險絲供門鈴	1	1	1	1	1	1	1	1	1	1	1	1	1	1	1	1
	Lighting Point 燈位		-	-	-	-	-	-	-	-	3	-	-	-	-	-	-	-
		13A Single Socket Outlet (Connected to Kitchen Appliance) 13A 單位電插座 (已接駁廚房設備)	3	3	3	3	3	3	3	3	3	3	3	3	3	3	3	3
	13A Twin Socket Outlet 13A 雙位電插座		1	1	1	1	1	1	1	1	1	1	1	1	1	1	1	1
		Isolator for Electric Water Heater 電熱水爐隔離開關掣	1	1	1	1	1	1	1	1	1	1	1	1	1	1	1	1
		Fused Spur Unit for Exhaust Fan 接線位連保險絲供抽氣扇	-	-	-	-	-	-	-	-	1	-	-	-	-	-	-	-

Notes:
1. The symbol “ - ” as shown in the above table denotes “ Not Provided ” or “ Not Applicable ”.
2. 4/F is omitted.

註：
1. 上述符號 " - " 表示不提供或不適用。
2. 不設4樓。

FITTINGS, FINISHES AND APPLIANCES

裝置、裝修物料及設備

Schedule of Mechanical & Electrical Provisions 機電裝置數量說明表

Block H17-H18, H19-H20 & H21 第H17-H18座，H19-H20座及H21座

Location 位置	Provision 裝置		2/F-3/F 2樓至3樓				5/F 5樓									
	Exposed Type 外露型	Non-Exposed Type 非外露型	H20-A	H20-B	H21-A	H21-B	H17-A	H17-B	H18-A	H18-B	H19-A	H19-B	H20-A	H20-B	H21-A	H21-B
Main Entrance 大門入口	Door Bell Push Button 門鈴按鈕		1	1	1	1	1	1	1	1	1	1	1	1	1	1
Living Room And Dining Room 客廳及飯廳	TV / FM Connection Point 電視 / 收音機天線接駁點		2	2	2	2	2	2	2	2	2	2	2	2	2	2
	Telephone Connection Point 電話接駁點		2	2	2	2	2	2	2	2	2	2	2	2	2	2
	Lighting Switch 燈具開關		6	3	8	3	6	3	7	3	6	3	6	3	8	3
	Lighting Point 燈位		2	1	3	1	2	1	3	1	2	1	2	1	3	1
	Equipment Switch 設備開關		2	1	3	1	2	1	2	1	2	1	2	1	3	1
	13A Single Socket Outlet 13A 單位電插座		1	-	1	-	1	-	1	-	1	-	1	-	1	-
	13A Twin Socket Outlet 13A 雙位電插座		3	3	3	3	3	3	3	3	3	3	3	3	3	3
	Spare Connection Point 備用接駁點		1	1	1	1	1	1	1	1	1	1	1	1	1	1
	Switch for Indoor A/C Unit 室內冷氣機開關掣		2	1	2	1	2	1	2	1	2	1	2	1	2	1
Kitchen / Open Kitchen 廚房 / 開放式廚房		Door Bell 門鈴	1	1	1	1	1	1	1	1	1	1	1	1	1	1
		Fused Spur Unit for Door Bell 接線位連保險絲供門鈴	1	1	1	1	1	1	1	1	1	1	1	1	1	1
	Lighting Point 燈位		-	-	3	-	-	-	-	-	-	-	-	-	3	-
		13A Single Socket Outlet (Connected to Kitchen Appliance) 13A 單位電插座 (已接駁廚房設備)	3	3	3	3	3	3	3	3	3	3	3	3	3	3
	13A Twin Socket Outlet 13A 雙位電插座		1	1	1	1	1	1	1	1	1	1	1	1	1	1
		Isolator for Electric Water Heater 電熱水爐隔離開關掣	1	1	1	1	1	1	1	1	1	1	1	1	1	1
		Fused Spur Unit for Exhaust Fan 接線位連保險絲供抽氣扇	-	-	1	-	-	-	-	-	-	-	-	-	1	-

Notes:
1. The symbol “ - ” as shown in the above table denotes “ Not Provided ” or “ Not Applicable ”.
2. 4/F is omitted.

註：
1. 上述符號 “ - ” 表示不提供或不適用。
2. 不設4樓。

FITTINGS, FINISHES AND APPLIANCES

裝置、裝修物料及設備

Schedule of Mechanical & Electrical Provisions 機電裝置數量說明表

Block H17-H18, H19-H20 & H21 第H17-H18座，H19-H20座及H21座

Location 位置	Provision 裝置		1/F 1樓										2/F-3/F 2樓至3樓					
	Exposed Type 外露型	Non-Exposed Type 非外露型	H17-A	H17-B	H18-A	H18-B	H19-A	H19-B	H20-A	H20-B	H21-A	H21-B	H17-A	H17-B	H18-A	H18-B	H19-A	H19-B
Kitchen / Open Kitchen 廚房 / 開放式廚房		Fused Spur Unit for Kitchen Cabinet Luminaire 接線位連保險絲供廚櫃燈	1	1	1	1	1	1	1	1	1	1	1	1	1	1	1	1
		Power Connection Unit for Steam Oven 接線座供蒸焗爐	1	1	1	1	1	1	1	1	1	1	1	1	1	1	1	1
		Power Connection Unit for Induction Hob 接線座供電磁爐	1	1	1	1	1	1	1	1	1	1	1	1	1	1	1	1
		Equipment Switch 設備開關	2	2	2	2	2	2	2	2	2	2	2	2	2	2	2	2
		Distribution Board 配電箱	1	1	1	1	1	1	1	1	1	1	1	1	1	1	1	1
		Washing Machine / Washer Dryer Connection Point (Water Point) 洗衣機 / 洗衣乾衣機接駁點(來水位)	1	1	1	1	1	1	1	1	1	1	1	1	1	1	1	1
		Washing Machine / Washer Dryer Connection Point (Drain Point) 洗衣機 / 洗衣乾衣機接駁點(去水位)	1	1	1	1	1	1	1	1	1	1	1	1	1	1	1	1
Bathroom / Bathroom 1 浴室 / 浴室 1	Lighting Point 燈位		3	3	3	3	3	3	3	3	3	3	3	3	3	3	3	3
		Fused Spur Unit for Mirror Cabinet Luminaire 接線位連保險絲供鏡櫃燈	1	1	1	1	1	1	1	1	1	1	1	1	1	1	1	1
		Connection Point for Mirror Cabinet Luminaire 接線位供鏡櫃燈	1	1	1	1	1	1	1	1	1	1	1	1	1	1	1	1
		13A Single Socket Outlet 13A 單位電插座	1	1	1	1	1	1	1	1	1	1	1	1	1	1	1	1
		Power Connection Unit for Thermo Ventilator 接線座供浴室寶	1	1	1	1	1	1	1	1	1	1	1	1	1	1	1	1
		Electric Water Heater Remote Control 電熱水爐溫度控制器	1	1	1	1	1	1	1	1	1	1	1	1	1	1	1	1

Notes:
1. The symbol “ - ” as shown in the above table denotes “ Not Provided ” or “ Not Applicable ”.
2. 4/F is omitted.

註：
1. 上述符號 " - " 表示不提供或不適用。
2. 不設4樓。

FITTINGS, FINISHES AND APPLIANCES

裝置、裝修物料及設備

Schedule of Mechanical & Electrical Provisions 機電裝置數量說明表

Block H17-H18, H19-H20 & H21 第H17-H18座，H19-H20座及H21座

Location 位置	Provision 裝置		2/F-3/F 2樓至3樓				5/F 5樓									
	Exposed Type 外露型	Non-Exposed Type 非外露型	H20-A	H20-B	H21-A	H21-B	H17-A	H17-B	H18-A	H18-B	H19-A	H19-B	H20-A	H20-B	H21-A	H21-B
Kitchen / Open Kitchen 廚房 / 開放式廚房		Fused Spur Unit for Kitchen Cabinet Luminaire 接線位連保險絲供廚櫃燈	1	1	1	1	1	1	1	1	1	1	1	1	1	1
		Power Connection Unit for Steam Oven 接線座供蒸焗爐	1	1	1	1	1	1	1	1	1	1	1	1	1	1
		Power Connection Unit for Induction Hob 接線座供電磁爐	1	1	1	1	1	1	1	1	1	1	1	1	1	1
		Equipment Switch 設備開關	2	2	2	2	2	2	2	2	2	2	2	2	2	2
		Distribution Board 配電箱	1	1	1	1	1	1	1	1	1	1	1	1	1	1
		Washing Machine / Washer Dryer Connection Point (Water Point) 洗衣機 / 洗衣乾衣機接駁點(來水位)	1	1	1	1	1	1	1	1	1	1	1	1	1	1
		Washing Machine / Washer Dryer Connection Point (Drain Point) 洗衣機 / 洗衣乾衣機接駁點(去水位)	1	1	1	1	1	1	1	1	1	1	1	1	1	1
Bathroom / Bathroom 1 浴室 / 浴室 1	Lighting Point 燈位		3	3	3	3	3	3	3	3	3	3	3	3	3	3
		Fused Spur Unit for Mirror Cabinet Luminaire 接線位連保險絲供鏡櫃燈	1	1	1	1	1	1	1	1	1	1	1	1	1	1
		Connection Point for Mirror Cabinet Luminaire 接線位供鏡櫃燈	1	1	1	1	1	1	1	1	1	1	1	1	1	1
		13A Single Socket Outlet 13A 單位電插座	1	1	1	1	1	1	1	1	1	1	1	1	1	1
		Power Connection Unit for Thermo Ventilator 接線座供浴室寶	1	1	1	1	1	1	1	1	1	1	1	1	1	1
		Electric Water Heater Remote Control 電熱水爐溫度控制器	1	1	1	1	1	1	1	1	1	1	1	1	1	1

Notes:
1. The symbol “ - ” as shown in the above table denotes “ Not Provided ” or “ Not Applicable ”.
2. 4/F is omitted.

註：
1. 上述符號 “ - ” 表示不提供或不適用。
2. 不設4樓。

FITTINGS, FINISHES AND APPLIANCES

裝置、裝修物料及設備

Schedule of Mechanical & Electrical Provisions 機電裝置數量說明表

Block H17-H18, H19-H20 & H21 第H17-H18座，H19-H20座及H21座

Location 位置	Provision 裝置		1/F 1樓										2/F-3/F 2樓至3樓					
	Exposed Type 外露型	Non-Exposed Type 非外露型	H17-A	H17-B	H18-A	H18-B	H19-A	H19-B	H20-A	H20-B	H21-A	H21-B	H17-A	H17-B	H18-A	H18-B	H19-A	H19-B
Bedroom / Bedroom 1 睡房 / 睡房 1	TV / FM Connection Point 電視 / 收音機天線接駁點		1	1	1	1	1	1	1	1	1	1	1	1	1	1	1	1
	Telephone Connection Point 電話接駁點		1	1	1	1	1	1	1	1	1	1	1	1	1	1	1	1
	Lighting Switch 燈具開關		1	3	1	3	1	3	1	3	1	3	1	3	1	3	1	3
	Lighting Point 燈位		1	1	1	1	1	1	1	1	1	1	1	1	1	1	1	1
	Equipment Switch 設備開關		-	1	-	1	-	1	-	1	-	1	-	1	-	1	-	1
	13A Single Socket Outlet 13A 單位電插座		2	2	2	2	2	2	2	2	2	2	2	2	2	2	2	2
	Spare Connection Point 備用接駁點		1	1	1	1	1	1	1	1	1	1	1	1	1	1	1	1
	Switch for Indoor A/C Unit 室內冷氣機開關掣		1	1	1	1	1	1	1	1	1	1	1	1	1	1	1	1
Bedroom 2 睡房 2	TV / FM Connection Point 電視 / 收音機天線接駁點		1	-	1	-	1	-	1	-	1	-	1	-	1	-	1	-
	Telephone Connection Point 電話接駁點		1	-	1	-	1	-	1	-	1	-	1	-	1	-	1	-
	Lighting Switch 燈具開關		1	-	1	-	1	-	1	-	1	-	1	-	1	-	1	-
	Lighting Point 燈位		1	-	1	-	1	-	1	-	1	-	1	-	1	-	1	-
	13A Single Socket Outlet 13A 單位電插座		2	-	2	-	2	-	2	-	2	-	2	-	2	-	2	-
	Spare Connection Point 備用接駁點		1	-	1	-	1	-	1	-	1	-	1	-	1	-	1	-
	Switch for Indoor A/C Unit 室內冷氣機開關掣		1	-	1	-	1	-	1	-	1	-	1	-	1	-	1	-

Notes:
1. The symbol “ - ” as shown in the above table denotes “ Not Provided ” or “ Not Applicable ”.
2. 4/F is omitted.

註：
1. 上述符號 “ - ” 表示不提供或不適用。
2. 不設4樓。

FITTINGS, FINISHES AND APPLIANCES

裝置、裝修物料及設備

Schedule of Mechanical & Electrical Provisions 機電裝置數量說明表

Block H17-H18, H19-H20 & H21 第H17-H18座，H19-H20座及H21座

Location 位置	Provision 裝置		2/F-3/F 2樓至3樓				5/F 5樓									
	Exposed Type 外露型	Non-Exposed Type 非外露型	H20-A	H20-B	H21-A	H21-B	H17-A	H17-B	H18-A	H18-B	H19-A	H19-B	H20-A	H20-B	H21-A	H21-B
Bedroom / Bedroom 1 睡房 / 睡房 1	TV / FM Connection Point 電視 / 收音機天線接駁點		1	1	1	1	1	1	1	1	1	1	1	1	1	1
	Telephone Connection Point 電話接駁點		1	1	1	1	1	1	1	1	1	1	1	1	1	1
	Lighting Switch 燈具開關		1	3	1	3	1	3	1	3	1	3	1	3	1	3
	Lighting Point 燈位		1	1	1	1	1	1	1	1	1	1	1	1	1	1
	Equipment Switch 設備開關		-	1	-	1	-	1	-	1	-	1	-	1	-	1
	13A Single Socket Outlet 13A 單位電插座		2	2	2	2	2	2	2	2	2	2	2	2	2	2
	Spare Connection Point 備用接駁點		1	1	1	1	1	1	1	1	1	1	1	1	1	1
	Switch for Indoor A/C Unit 室內冷氣機開關掣		1	1	1	1	1	1	1	1	1	1	1	1	1	1
Bedroom 2 睡房 2	TV / FM Connection Point 電視 / 收音機天線接駁點		1	-	1	-	1	-	1	-	1	-	1	-	1	-
	Telephone Connection Point 電話接駁點		1	-	1	-	1	-	1	-	1	-	1	-	1	-
	Lighting Switch 燈具開關		1	-	1	-	1	-	1	-	1	-	1	-	1	-
	Lighting Point 燈位		1	-	1	-	1	-	1	-	1	-	1	-	1	-
	13A Single Socket Outlet 13A 單位電插座		2	-	2	-	2	-	2	-	2	-	2	-	2	-
	Spare Connection Point 備用接駁點		1	-	1	-	1	-	1	-	1	-	1	-	1	-
	Switch for Indoor A/C Unit 室內冷氣機開關掣		1	-	1	-	1	-	1	-	1	-	1	-	1	-

Notes:
1. The symbol “ - ” as shown in the above table denotes “ Not Provided ” or “ Not Applicable ”.
2. 4/F is omitted.

註：
1. 上述符號 “ - ” 表示不提供或不適用。
2. 不設4樓。

FITTINGS, FINISHES AND APPLIANCES

裝置、裝修物料及設備

Schedule of Mechanical & Electrical Provisions 機電裝置數量說明表

Block H17-H18, H19-H20 & H21 第H17-H18座，H19-H20座及H21座

Location 位置	Provision 裝置		1/F 1樓										2/F-3/F 2樓至3樓					
	Exposed Type 外露型	Non-Exposed Type 非外露型	H17-A	H17-B	H18-A	H18-B	H19-A	H19-B	H20-A	H20-B	H21-A	H21-B	H17-A	H17-B	H18-A	H18-B	H19-A	H19-B
Flat Roof 平台	Lighting Point 燈位		5	-	5	-	5	-	5	-	5	-	-	-	-	-	-	-
	Weather-proof Socket Outlet 防水電插座		1	-	1	-	1	-	1	-	1	-	-	-	-	-	-	-
	Weather-proof Isolator for Air-Conditioner Outdoor Unit 室外空調機防水隔離開關掣		-	-	2	-	2	-	2	-	-	-	-	-	-	-	-	-
Balcony 露台	Lighting Point 燈位		-	1	-	1	-	1	-	1	-	1	-	1	1	1	1	1
Air-Conditioner Platform 空調機平台	Weather-proof Isolator for Air-Conditioner Outdoor Unit 室外空調機防水隔離開關掣		2	1	-	1	-	1	-	1	2	1	2	1	2	1	2	1
Roof 天台	Lighting Point 燈位		-	-	-	-	-	-	-	-	-	-	-	-	-	-	-	-
	Weather-proof Socket Outlet 防水電插座		-	-	-	-	-	-	-	-	-	-	-	-	-	-	-	-
	Weather-proof Lighting Switch 防水燈具開關		-	-	-	-	-	-	-	-	-	-	-	-	-	-	-	-

Notes:
1. The symbol “ - ” as shown in the above table denotes “ Not Provided ” or “ Not Applicable ”.
2. 4/F is omitted.

註：
1. 上述符號 “ - ” 表示不提供或不適用。
2. 不設4樓。

FITTINGS, FINISHES AND APPLIANCES

裝置、裝修物料及設備

Schedule of Mechanical & Electrical Provisions 機電裝置數量說明表

Block H17-H18, H19-H20 & H21 第H17-H18座，H19-H20座及H21座

Location 位置	Provision 裝置		2/F-3/F 2樓至3樓				5/F 5樓									
	Exposed Type 外露型	Non-Exposed Type 非外露型	H20-A	H20-B	H21-A	H21-B	H17-A	H17-B	H18-A	H18-B	H19-A	H19-B	H20-A	H20-B	H21-A	H21-B
Flat Roof 平台	Lighting Point 燈位		-	-	-	-	-	-	-	-	-	-	-	-	-	-
	Weather-proof Socket Outlet 防水電插座		-	-	-	-	-	-	-	-	-	-	-	-	-	-
	Weather-proof Isolator for Air-Conditioner Outdoor Unit 室外空調機防水隔離開關掣		-	-	-	-	-	-	-	-	-	-	-	-	-	-
Balcony 露台	Lighting Point 燈位		1	1	1	1	1	1	1	1	1	1	1	1	1	1
Air-Conditioner Platform 空調機平台	Weather-proof Isolator for Air-Conditioner Outdoor Unit 室外空調機防水隔離開關掣		2	1	2	1	2	1	2	1	2	1	2	1	2	1
Roof 天台	Lighting Point 燈位		-	-	-	-	5	2	5	2	5	2	5	2	5	2
	Weather-proof Socket Outlet 防水電插座		-	-	-	-	1	1	1	1	1	1	1	1	1	1
	Weather-proof Lighting Switch 防水燈具開關		-	-	-	-	1	1	1	1	1	1	1	1	1	1

Notes:
1. The symbol “ - ” as shown in the above table denotes “ Not Provided ” or “ Not Applicable ”.
2. 4/F is omitted.

註：
1. 上述符號 " - " 表示不提供或不適用。
2. 不設4樓。

FITTINGS, FINISHES AND APPLIANCES

裝置、裝修物料及設備

Schedule of Mechanical & Electrical Provisions 機電裝置數量說明表

House 1-3, 5-12, 15 & 16 獨立屋1至3號，5至12號，15及16號

Location 位置	Provision 裝置		House Number 獨立屋編號												
	Exposed Type 外露型	Non-Exposed Type 非外露型	House 1 獨立屋 1號	House 2 獨立屋 2號	House 3 獨立屋 3號	House 5 獨立屋 5號	House 6 獨立屋 6號	House 7 獨立屋 7號	House 8 獨立屋 8號	House 9 獨立屋 9號	House 10 獨立屋 10號	House 11 獨立屋 11號	House 12 獨立屋 12號	House 15 獨立屋 15號	House 16 獨立屋 16號
Basement Lift Lobby 地庫升降機大堂	Lighting Point 燈位		2	2	7	7	7	5	2	2	4	6	5	2	7
	Fused Spur Unit for Luminaire 接線位連保險絲供燈帶		-	-	2	2	2	2	-	-	-	1	-	-	-
	Visitor Panel 訪客對講機		1	1	1	1	1	1	1	1	1	1	1	1	1
	13A Single Socket Outlet 13A 單位電插座		1	1	3	3	3	3	1	1	1	1	2	1	1
	Lighting Switch 燈具開關		1	1	-	-	-	-	1	1	2	2	2	1	3
	4-Gang HA Keypad 4 制位智能開關		-	-	2	2	2	1	-	-	-	-	-	-	1
	Switch for Indoor A/C Unit 室內冷氣機開關掣		1	1	1	1	1	1	1	1	1	1	1	1	-
	Speaker 喇叭		-	-	1	1	1	1	-	-	-	-	-	-	1
		Access Point 存取點	-	-	1	1	1	1	-	-	-	-	-	-	1
M/E Floor 機房		AV Connection Point 影音接駁點	-	-	3	3	3	3	-	-	-	-	-	-	1
	Lighting Point 燈位		7	6	10	13	13	8	7	8	8	8	8	10	8
	Lighting Switch 燈具開關		3	3	3	3	3	3	3	3	3	3	3	3	3
	Weather-proof Socket Outlet 防水電插座		1	1	1	1	1	1	1	1	1	1	1	1	1
	Fused Spur Unit for Exhaust Fan 接線位連保險絲供抽氣扇		2	2	2	2	2	2	2	2	2	2	2	2	2
	Weather-proof Isolator for F.S. Water Pump 消防泵防水隔離開關掣		1	1	1	1	1	1	1	1	1	1	1	1	1
	Weather-proof Isolator for Flushing Water Pump 沖廁水泵防水隔離開關掣		1	1	1	1	1	1	1	1	1	1	1	1	1
	Weather-proof Isolator for Plumbing Equipment 水喉設備防水隔離開關掣		-	-	-	-	-	-	-	-	-	-	-	-	-
	Distribution Board 配電箱		1	1	1	1	1	1	1	1	1	1	1	1	1
G/F Filtration Pit 過濾機井	Weather-proof Isolator for Filtration Equipment 過濾設備防水隔離開關掣		1	1	1	1	1	1	1	1	1	1	1	1	1

Notes:

1. The symbol “ - ” as shown in the above table denotes “ Not Provided ” or “ Not Applicable ”.

2. House 4, House 13 and House 14 are omitted.

註：

1. 上述符號 “ - ” 表示不提供或不適用。

2. 不設獨立屋4號，13號及14號。

FITTINGS, FINISHES AND APPLIANCES

裝置、裝修物料及設備

Schedule of Mechanical & Electrical Provisions 機電裝置數量說明表

House 1-3, 5-12, 15 & 16 獨立屋1至3號，5至12號，15及16號

Location 位置	Provision 裝置		House Number 獨立屋編號												
	Exposed Type 外露型	Non-Exposed Type 非外露型	House 1 獨立屋 1號	House 2 獨立屋 2號	House 3 獨立屋 3號	House 5 獨立屋 5號	House 6 獨立屋 6號	House 7 獨立屋 7號	House 8 獨立屋 8號	House 9 獨立屋 9號	House 10 獨立屋 10號	House 11 獨立屋 11號	House 12 獨立屋 12號	House 15 獨立屋 15號	House 16 獨立屋 16號
G/F Main Gate Entrance 地下正門閘入口	Visitor Panel 訪客對講機		1	1	1	1	1	1	1	1	1	1	1	1	1
	Main Gate Door Release Button 正門閘開門按鈕		1	1	1	1	1	1	1	1	1	1	1	1	1
	Lighting Switch 燈具開關		1	1	-	-	-	-	1	1	1	1	1	1	1
	Break Glass 玻璃警報器		1	1	1	1	1	1	1	1	1	1	1	1	1
G/F Rear Gate Entrance 地下後門閘入口	Door Bell Push Button 門鈴按鈕		1	1	1	1	1	1	1	1	1	1	1	1	1
Private Garden 私人花園	Lighting Point 燈位		34	32	45	45	45	47	28	28	20	22	27	27	27
	Weather-proof Socket Outlet 防水電插座		2	2	7	7	7	4	2	2	3	3	2	2	2
	Access Point 存取點		-	-	1	1	1	1	-	-	-	-	-	-	-
	AV Connection Point 影音接駁點		-	-	6	6	6	9	-	-	-	-	-	-	-
	Data Connection Point 數據接駁點		-	-	-	-	-	1	-	-	-	-	-	-	-
		13A Twin Socket Outlet for AV 13A 雙位電插座供影音系統	-	-	1	1	1	1	-	-	-	-	-	-	-
		Fused Spur Unit for Luminaire 接線位連保險絲供燈帶	-	-	1	1	1	1	-	-	-	-	-	-	-
G/F Main Entrance 地下大門入口	Door Bell Push Button 門鈴按鈕		1	1	1	1	1	1	1	1	1	1	1	1	1
G/F Foyer 地下玄關	Lighting Point 燈位		1	1	4	4	4	1	1	1	1	1	3	1	1
		Fused Spur Unit for Luminaire 接線位連保險絲供燈帶	-	-	3	3	3	3	-	-	-	-	-	-	4
	Lighting Switch 燈具開關		-	-	-	-	-	-	-	-	-	-	2	-	1
	2-Gang HA Keypad 2 制位智能開關		-	-	-	-	-	1	-	-	-	-	-	-	-
	4-Gang HA Keypad 4 制位智能開關		-	-	1	1	1	-	-	-	-	-	-	-	-
	8-Gang HA Keypad 8 制位智能開關		-	-	-	-	-	-	-	-	-	-	-	-	1
	13A Single Socket Outlet 13A 單位電插座		-	-	-	-	-	1	-	-	-	-	-	-	-

Notes:

1. The symbol “ - ” as shown in the above table denotes “ Not Provided ” or “ Not Applicable ”.

2. House 4, House 13 and House 14 are omitted.

註：

1. 上述符號 “ - ” 表示不提供或不適用。

2. 不設獨立屋4號，13號及14號。

FITTINGS, FINISHES AND APPLIANCES

裝置、裝修物料及設備

Schedule of Mechanical & Electrical Provisions 機電裝置數量說明表

House 1-3, 5-12, 15 & 16 獨立屋1至3號，5至12號，15及16號

Location 位置	Provision 裝置		House Number 獨立屋編號												
	Exposed Type 外露型	Non-Exposed Type 非外露型	House 1 獨立屋 1號	House 2 獨立屋 2號	House 3 獨立屋 3號	House 5 獨立屋 5號	House 6 獨立屋 6號	House 7 獨立屋 7號	House 8 獨立屋 8號	House 9 獨立屋 9號	House 10 獨立屋 10號	House 11 獨立屋 11號	House 12 獨立屋 12號	House 15 獨立屋 15號	House 16 獨立屋 16號
Utility Room / Utility Room 1 工作房 / 工作房 1	Lighting Point 燈位		1	1	1	1	1	3	1	1	1	2	2	1	2
	Lighting Switch 燈具開關		2	2	-	-	-	-	2	2	3	1	2	1	1
	2-Gang HA Keypad 2 制位智能開關		-	-	1	1	1	-	-	-	-	-	-	-	-
	Equipment Switch 設備開關		-	-	1	1	1	1	-	-	-	2	4	4	2
	13A Twin Socket Outlet 13A 雙位電插座		2	2	1	1	1	1	2	2	2	3	2	2	1
	Switch for Indoor A/C Unit 室內冷氣機開關掣		1	1	-	-	-	1	1	1	1	1	-	-	-
	Fused Spur Unit for A/C Central Controller 接線位連保險絲供冷氣中央控制器		1	1	-	-	-	1	1	1	1	-	-	-	-
		Fused Spur Unit for Exhaust Fan 接線位連保險絲供抽氣扇	-	-	-	-	-	-	-	-	1	-	1	1	1
	Washing Machine / Washer Dryer Connection Point (Water Point) 洗衣機 / 洗衣乾衣機接駁點(來水位)		1	1	1	1	1	1	1	1	1	1	1	1	1
	Washing Machine / Washer Dryer Connection Point (Drain Point) 洗衣機 / 洗衣乾衣機接駁點(去水位)		1	1	1	1	1	1	1	1	1	1	1	1	1
	13A Single Socket Outlet for System Equipment 13A 單位電插座供系統裝置		2	2	-	-	-	2	2	2	3	-	-	-	-
	Fused Spur Unit for System Equipment 接線位連保險絲供系統裝置		2	2	-	-	-	2	2	2	2	-	-	-	-
		Fused Spur Unit for Gas Water Heater 接線位連保險絲供煤氣熱水爐	-	-	-	-	-	-	-	-	-	3	3	3	3
	Distribution Board 配電箱		1	1	-	-	-	1	1	1	1	-	-	-	-
	Telephone Point 電話插座		-	-	-	-	-	-	-	-	-	-	-	-	1

Notes:
1. The symbol “ - ” as shown in the above table denotes “ Not Provided ” or “ Not Applicable ”.
2. House 4, House 13 and House 14 are omitted.

註：
1. 上述符號 “ - ” 表示不提供或不適用。
2. 不設獨立屋4號，13號及14號。

FITTINGS, FINISHES AND APPLIANCES

裝置、裝修物料及設備

Schedule of Mechanical & Electrical Provisions 機電裝置數量說明表

House 1-3, 5-12, 15 & 16 獨立屋1至3號，5至12號，15及16號

Location 位置	Provision 裝置		House Number 獨立屋編號												
	Exposed Type 外露型	Non-Exposed Type 非外露型	House 1 獨立屋 1號	House 2 獨立屋 2號	House 3 獨立屋 3號	House 5 獨立屋 5號	House 6 獨立屋 6號	House 7 獨立屋 7號	House 8 獨立屋 8號	House 9 獨立屋 9號	House 10 獨立屋 10號	House 11 獨立屋 11號	House 12 獨立屋 12號	House 15 獨立屋 15號	House 16 獨立屋 16號
Utility Room 2 工作房 2	Lighting Point 燈位		-	-	2	2	2	-	-	-	-	2	1	1	2
	Lighting Switch 燈具開關		-	-	-	-	-	-	-	-	-	1	3	2	1
	2-Gang HA Keypad 2 制位智能開關		-	-	2	2	2	-	-	-	-	-	-	-	-
	Equipment Switch 設備開關		-	-	1	1	1	-	-	-	-	1	1	1	1
	13A Twin Socket Outlet 13A 雙位電插座		-	-	1	1	1	-	-	-	-	1	1	1	-
	Switch for Indoor A/C Unit 室內冷氣機開關掣		-	-	1	1	1	-	-	-	-	1	1	1	1
	Fused Spur Unit for A/C Central Controller 接線位連保險絲供冷氣中央控制器		-	-	1	1	1	-	-	-	-	1	1	1	-
	13A Single Socket Outlet for System Equipment 13A 單位電插座供系統裝置		-	-	2	2	2	-	-	-	-	2	2	2	-
	Fused Spur Unit for System Equipment 接線位連保險絲供系統裝置		-	-	2	2	2	-	-	-	-	2	2	2	2
		Fused Spur Unit for Exhaust Fan 接線位連保險絲供抽氣扇	-	-	2	2	2	-	-	-	-	1	1	1	2
Lavatory 洗手間	Lighting Point 燈位		1	1	1	1	1	1	1	1	1	1	1	1	3
		Fused Spur Unit for Exhaust Fan 接線位連保險絲供抽氣扇	1	1	1	1	1	1	1	1	1	1	1	1	1
Powder Room 化妝間	Lighting Point 燈位		1	1	1	1	1	3	1	1	5	4	2	1	1
	Lighting Switch 燈具開關		-	-	-	-	-	-	-	-	-	-	-	-	1
		Fused Spur Unit for Mirror Cabinet Luminaire 接線位連保險絲供鏡櫃燈	1	1	-	-	-	1	1	1	1	1	1	1	1
		Connection Point for Mirror Cabinet Luminaire 接線位供鏡櫃燈	1	1	-	-	-	-	1	1	1	1	2	1	1
		Fused Spur Unit for Luminaire 接線位連保險絲供燈帶	1	1	1	1	1	2	1	1	1	1	1	1	1
		Fused Spur Unit for Exhaust Fan 接線位連保險絲供抽氣扇	1	1	-	-	-	1	1	1	1	1	1	1	1
	13A Single Socket Outlet 13A 單位電插座		-	-	1	1	1	-	-	-	-	-	-	-	-
	Equipment Switch 設備開關		-	-	1	1	1	-	-	-	-	-	-	-	1

Notes:

1. The symbol “ - ” as shown in the above table denotes “ Not Provided ” or “ Not Applicable ”.

2. House 4, House 13 and House 14 are omitted.

註：

1. 上述符號 " - " 表示不提供或不適用。

2. 不設獨立屋4號，13號及14號。

FITTINGS, FINISHES AND APPLIANCES

裝置、裝修物料及設備

Schedule of Mechanical & Electrical Provisions 機電裝置數量說明表

House 1-3, 5-12, 15 & 16 獨立屋1至3號，5至12號，15及16號

Location 位置	Provision 裝置		House Number 獨立屋編號												
	Exposed Type 外露型	Non-Exposed Type 非外露型	House 1 獨立屋 1號	House 2 獨立屋 2號	House 3 獨立屋 3號	House 5 獨立屋 5號	House 6 獨立屋 6號	House 7 獨立屋 7號	House 8 獨立屋 8號	House 9 獨立屋 9號	House 10 獨立屋 10號	House 11 獨立屋 11號	House 12 獨立屋 12號	House 15 獨立屋 15號	House 16 獨立屋 16號
Lavatory 洗手間	Lighting Point 燈位		-	-	-	-	-	-	-	-	-	-	-	-	-
		Fused Spur Unit for Mirror Cabinet Luminaire 接線位連保險絲供鏡櫃燈	-	-	1	1	1	-	-	-	-	-	-	-	-
		Connection Point for Mirror Cabinet Luminaire 接線位供鏡櫃燈	-	-	-	-	-	-	-	-	-	-	-	-	-
		Fused Spur Unit for Luminaire 接線位連保險絲供燈帶	-	-	1	1	1	-	-	-	-	-	-	-	-
		Fused Spur Unit for Exhaust Fan 接線位連保險絲供抽氣扇	-	-	-	-	-	-	-	-	-	-	-	-	-
Kitchen 廚房	Lighting Point 燈位		2	2	7	7	7	10	2	2	8	6	9	2	2
		Door Bell 門鈴	2	2	2	2	2	2	2	2	2	2	2	2	2
	Lighting Switch 燈具開關		-	-	-	-	-	-	-	-	-	-	-	-	1
	4-Gang HA Keypad 4 制位智能開關		-	-	-	-	-	1	-	-	-	-	-	-	-
		13A Single Socket Outlet (Connected to Kitchen Appliance) 13A 單位電插座 (已接駁廚房設備)	9	9	11	11	11	7	9	9	5	7	9	9	5
	13A Twin Socket Outlet 13A 雙位電插座		1	1	2	2	2	2	1	1	1	2	4	1	2
		Fused Spur Unit for Door Bell 接線位連保險絲供門鈴	2	2	2	2	2	2	2	2	2	2	2	2	2
		Fused Spur Unit for Exhaust Fan 接線位連保險絲供抽氣扇	1	1	1	1	1	1	1	1	1	1	1	1	1
		Fused Spur Unit for Gas Water Heater 接線位連保險絲供煤氣熱水爐	3	3	3	3	3	3	3	3	3	-	-	-	-
		Fused Spur Unit for Kitchen Cabinet Luminaire 接線位連保險絲供廚櫃燈	1	1	3	1	3	4	1	1	1	1	1	1	2
		Fused Spur Unit for Luminaire 接線位連保險絲供燈帶	4	4	2	2	2	2	4	4	-	2	-	4	-
		Power Connection Unit for Microwave Oven 接線座供微波焗爐	1	1	1	1	1	1	1	1	1	1	1	1	1
		Power Connection Unit for Induction Hob 接線座供電磁爐	1	1	-	-	-	-	1	1	1	1	1	1	-
		Power Connection Unit for Grill 接線座供電烤爐	-	-	1	1	1	1	-	-	1	1	-	-	1
		Power Connection Unit for Steam Oven 接線座供電蒸焗爐	-	-	1	1	1	1	-	-	-	-	-	-	1

Notes:
1. The symbol “ - ” as shown in the above table denotes “ Not Provided ” or “ Not Applicable ”.
2. House 4, House 13 and House 14 are omitted.

註：
1. 上述符號 “ - ” 表示不提供或不適用。
2. 不設獨立屋4號，13號及14號。

FITTINGS, FINISHES AND APPLIANCES

裝置、裝修物料及設備

Schedule of Mechanical & Electrical Provisions 機電裝置數量說明表

House 1-3, 5-12, 15 & 16 獨立屋1至3號，5至12號，15及16號

Location 位置	Provision 裝置		House Number 獨立屋編號												
	Exposed Type 外露型	Non-Exposed Type 非外露型	House 1 獨立屋 1號	House 2 獨立屋 2號	House 3 獨立屋 3號	House 5 獨立屋 5號	House 6 獨立屋 6號	House 7 獨立屋 7號	House 8 獨立屋 8號	House 9 獨立屋 9號	House 10 獨立屋 10號	House 11 獨立屋 11號	House 12 獨立屋 12號	House 15 獨立屋 15號	House 16 獨立屋 16號
Kitchen 廚房	Equipment Switch 設備開關		6	6	7	7	7	7	6	6	3	1	3	3	1
	Gas Water Heater Remote Control 煤氣熱水爐溫度控制器		1	1	1	1	1	1	1	1	1	1	1	1	1
		Access Point 存取點	-	-	-	-	-	1	-	-	-	-	-	-	-
Living Room And Dining Room 客廳及飯廳	Lighting Point 燈位		4	4	37	37	37	50	4	4	24	22	29	3	11
	TV / FM Connection Point 電視 / 收音機天線接駁點		3	3	1	1	1	1	3	3	2	2	3	3	1
	Telephone Connection Point 電話接駁點		3	3	1	1	1	3	3	3	2	2	3	3	2
	Lighting Switch 燈具開關		15	15	-	-	-	-	15	15	10	8	13	16	-
	2-Gang HA Keypad 2 制位智能開關		-	-	3	3	3	1	-	-	-	-	-	-	-
	8-Gang HA Keypad 8 制位智能開關		-	-	2	2	2	4	-	-	-	-	-	-	1
	Equipment Switch 設備開關		2	2	1	1	1	3	2	2	2	2	2	2	1
	13A Single Socket Outlet 13A 單位電插座		-	-	3	3	3	17	-	-	1	-	-	-	5
	13A Twin Socket Outlet 13A 雙位電插座		4	4	6	6	6	4	4	4	4	4	5	4	3
	Video Doorphone 視像對講機		1	1	1	1	1	1	1	1	1	1	1	1	1
	Glassbreak Detector 破玻璃警報器		2	2	2	2	2	2	2	2	2	2	2	2	2
	Spare Connection Point 備用接駁點		1	1	-	-	-	-	1	1	1	1	1	1	-
		Fused Spur Unit for Indoor A/C Unit 接線位連保險絲供室內冷氣機	3	3	4	4	4	3	3	3	3	3	3	3	3
		Fused Spur Unit for Luminaire 接線位連保險絲供燈帶	-	-	16	16	16	14	-	-	-	-	-	-	7
		Fused Spur Unit for Window Blind 接線位連保險絲供窗簾	-	-	7	7	7	3	-	-	-	-	-	-	4
		Access Point 存取點	-	-	3	3	3	2	-	-	-	-	-	-	2
		AV Connection Point 影音接駁點	-	-	2	2	2	1	-	-	-	-	-	-	1
		Power Connection Unit for Induction Hob 接線座供電磁爐	-	-	-	-	-	1	-	-	-	-	-	-	-
	Speaker 喇叭		-	-	6	6	6	4	-	-	-	-	-	-	6

Notes:

- 1. The symbol “ - ” as shown in the above table denotes “ Not Provided ” or “ Not Applicable ”.
- 2. House 4, House 13 and House 14 are omitted.

註：

- 1. 上述符號 “ - ” 表示不提供或不適用。
- 2. 不設獨立屋4號，13號及14號。

FITTINGS, FINISHES AND APPLIANCES

裝置、裝修物料及設備

Schedule of Mechanical & Electrical Provisions 機電裝置數量說明表

House 1-3, 5-12, 15 & 16 獨立屋1至3號，5至12號，15及16號

Location 位置	Provision 裝置		House Number 獨立屋編號												
	Exposed Type 外露型	Non-Exposed Type 非外露型	House 1 獨立屋 1號	House 2 獨立屋 2號	House 3 獨立屋 3號	House 5 獨立屋 5號	House 6 獨立屋 6號	House 7 獨立屋 7號	House 8 獨立屋 8號	House 9 獨立屋 9號	House 10 獨立屋 10號	House 11 獨立屋 11號	House 12 獨立屋 12號	House 15 獨立屋 15號	House 16 獨立屋 16號
1/F Lobby 1樓大堂	Lighting Point 燈位		1	1	-	-	-	6	1	1	5	4	4	1	2
	Lighting Switch 燈具開關		3	3	-	-	-	-	3	3	1	1	3	3	-
	8-Gang HA Keypad 8 制位智能開關		-	-	-	-	-	-	-	-	-	-	-	-	1
	13A Single Socket Outlet 13A 單位電插座		1	1	-	-	-	1	1	1	1	1	1	1	1
		Fused Spur Unit for Luminaire 接線位連保險絲供燈帶	-	-	-	-	-	1	-	-	-	-	-	-	1
		Isolator for Lift Equipment 升降機設備隔離開關掣	-	-	-	-	-	-	-	-	-	2	2	2	1
		Fused Spur Unit for Indoor A/C Unit 接線位連保險絲供室內冷氣機	1	1	-	-	-	-	1	1	-	-	-	-	-
2/F Lobby 2樓大堂		Access Point 存取點	-	-	1	1	1	1	-	-	-	-	-	-	1
	Lighting Point 燈位		1	1	8	8	8	5	1	1	3	-	-	-	-
		Fused Spur Unit for Luminaire 接線位連保險絲供燈帶	-	-	-	-	-	1	-	-	-	-	-	-	-
	Lighting Switch 燈具開關		4	4	-	-	-	-	4	4	1	-	-	-	-
	4-Gang HA Keypad 4 制位智能開關		-	-	-	-	-	1	-	-	-	-	-	-	-
	13A Single Socket Outlet 13A單位電插座		1	1	1	1	1	1	1	1	1	-	-	-	-
	Glassbreak Detector 破玻璃警報器		1	1	-	-	-	1	1	1	-	-	-	-	-
Master Bathroom 主人浴室		Isolator for Lift Equipment 電梯設備隔離開關掣	2	2	2	2	2	2	2	2	2	-	-	-	-
		Access Point 存取點	-	-	1	1	1	1	-	-	-	-	-	-	-
	Lighting Point 燈位		3	3	7	7	7	9	3	3	3	8	10	3	8
		Fused Spur Unit for Mirror Cabinet Luminaire 接線位連保險絲供鏡櫃燈	1	1	1	1	1	1	1	1	1	1	1	1	-
		Connection Point for Mirror Cabinet Luminaire 接線位供鏡櫃燈	3	3	2	2	2	1	3	3	3	-	2	3	-
		Fused Spur Unit for Luminaire 接線位連保險絲供燈帶	2	2	4	4	4	3	2	2	2	2	1	2	2
		13A Single Socket Outlet 13A 單位電插座	2	2	2	2	2	4	2	2	-	2	2	2	1
		13A Twin Socket Outlet 13A 雙位電插座	-	-	2	2	2	-	-	-	3	-	-	-	-

297

Notes:

1. The symbol “ - ” as shown in the above table denotes “ Not Provided ” or “ Not Applicable ”.

2. House 4, House 13 and House 14 are omitted.

註：

1. 上述符號 “ - ” 表示不提供或不適用。

2. 不設獨立屋4號，13號及14號。

FITTINGS, FINISHES AND APPLIANCES

裝置、裝修物料及設備

Schedule of Mechanical & Electrical Provisions 機電裝置數量說明表

House 1-3, 5-12, 15 & 16 獨立屋1至3號，5至12號，15及16號

Location 位置	Provision 裝置		House Number 獨立屋編號												
	Exposed Type 外露型	Non-Exposed Type 非外露型	House 1 獨立屋 1號	House 2 獨立屋 2號	House 3 獨立屋 3號	House 5 獨立屋 5號	House 6 獨立屋 6號	House 7 獨立屋 7號	House 8 獨立屋 8號	House 9 獨立屋 9號	House 10 獨立屋 10號	House 11 獨立屋 11號	House 12 獨立屋 12號	House 15 獨立屋 15號	House 16 獨立屋 16號
Master Bathroom 主人浴室		Fused Spur Unit for Exhaust Fan 接線位連保險絲供抽氣扇	1	1	-	-	-	-	1	1	1	1	1	1	1
		Fused Spur Unit for Indoor A/C Unit 接線位連保險絲供室內冷氣機	-	-	-	-	-	-	-	-	-	-	-	-	-
		Gas Water Heater Remote Control 煤氣熱水爐溫度控制器	1	1	1	1	1	1	1	1	1	1	1	1	1
		Power Connection for Thermo Ventilator 接線座供浴室寶	1	1	1	1	1	1	1	1	1	1	1	1	1
		Isolator for Steam Generator 蒸氣浴機	-	-	1	1	1	1	-	-	-	-	-	-	-
		Fused Spur Unit for Heated Towel Rack 接線位連保險絲供熱毛巾架	-	-	1	1	1	-	-	-	-	-	-	-	-
		AV Connection Point 影音接駁點	-	-	3	3	3	3	-	-	-	-	-	-	-
	Speaker 喇叭		-	-	1	1	1	1	-	-	-	-	-	-	-
		TV Connection Point 電視接駁點	-	-	-	-	-	1	-	-	-	-	-	-	-
		Data Connection Point 數據接駁點	-	-	-	-	-	1	-	-	-	-	-	-	-
Bathroom 1 浴室 1	Lighting Point 燈位		1	1	3	3	3	2	1	1	7	8	3	1	4
		Fused Spur Unit for Mirror Cabinet Luminaire 接線位連保險絲供鏡櫃燈	1	1	1	1	1	1	1	1	1	1	1	1	1
		Connection Point for Mirror Cabinet Luminaire 接線位供鏡櫃燈	1	1	-	-	-	-	1	1	1	1	2	1	1
		Fused Spur Unit for Luminaire 接線位連保險絲供燈帶	1	1	2	2	2	2	1	1	1	1	1	1	2
		13A Single Socket Outlet 13A 單位電插座	2	2	2	2	2	2	2	2	1	1	1	2	-
		13A Twin Socket Outlet 13A 雙位電插座	-	-	1	1	1	-	-	-	-	-	-	-	1
		Fused Spur Unit for Exhaust Fan 接線位連保險絲供抽氣扇	1	1	-	-	-	-	1	1	-	-	1	1	1
		Gas Water Heater Remote Control 煤氣熱水爐溫度控制器	1	1	1	1	1	1	1	1	1	1	1	1	1
		Power Connection Unit for Thermo Ventilator 接線座供浴室寶	1	1	1	1	1	1	1	1	1	1	1	1	1
		AV Connection Point 影音接駁點	-	-	3	3	3	3	-	-	-	-	-	-	-
	Speaker 喇叭		-	-	1	1	1	1	-	-	-	-	-	-	-

Notes:

1. The symbol “ - ” as shown in the above table denotes “ Not Provided ” or “ Not Applicable ”.

2. House 4, House 13 and House 14 are omitted.

註：

1. 上述符號 “ - ” 表示不提供或不適用。

2. 不設獨立屋4號，13號及14號。

FITTINGS, FINISHES AND APPLIANCES

裝置、裝修物料及設備

Schedule of Mechanical & Electrical Provisions 機電裝置數量說明表

House 1-3, 5-12, 15 & 16 獨立屋1至3號，5至12號，15及16號

Location 位置	Provision 裝置		House Number 獨立屋編號												
	Exposed Type 外露型	Non-Exposed Type 非外露型	House 1 獨立屋 1號	House 2 獨立屋 2號	House 3 獨立屋 3號	House 5 獨立屋 5號	House 6 獨立屋 6號	House 7 獨立屋 7號	House 8 獨立屋 8號	House 9 獨立屋 9號	House 10 獨立屋 10號	House 11 獨立屋 11號	House 12 獨立屋 12號	House 15 獨立屋 15號	House 16 獨立屋 16號
Bathroom 2 浴室 2	Lighting Point 燈位		1	1	3	3	3	2	1	1	7	7	4	1	3
		Fused Spur Unit for Mirror Cabinet Luminaire 接線位連保險絲供鏡櫃燈	1	1	1	1	1	1	1	1	1	1	1	1	1
		Connection Point for Mirror Cabinet Luminaire 接線位供鏡櫃燈	1	1	-	-	-	-	1	1	1	1	2	1	1
		Fused Spur Unit for Luminaire 接線位連保險絲供燈帶	1	1	2	2	2	2	1	1	2	2	1	1	2
		13A Single Socket Outlet 13A 單位電插座	2	2	2	2	2	2	2	2	1	1	1	2	-
		13A Twin Socket Outlet 13A 雙位電插座	-	-	1	1	1	-	-	-	-	-	-	-	1
		Fused Spur Unit for Exhaust Fan 接線位連保險絲供抽氣扇	1	1	-	-	-	-	1	1	-	-	1	1	1
		Gas Water Heater Remote Control 煤氣熱水爐溫度控制器	1	1	1	1	1	1	1	1	1	1	1	1	1
		Power Connection Unit for Thermo Ventilator 接線座供浴室寶	1	1	1	1	1	1	1	1	1	1	1	1	1
		AV Connection Point 影音接駁點	-	-	3	3	3	3	-	-	-	-	-	-	-
	Speaker 喇叭		-	-	1	1	1	1	-	-	-	-	-	-	-
Bathroom 3 浴室 3 / Bathroom 3/4 浴室 3/4	Lighting Point 燈位		1	1	3	3	3	2	1	1	7	7	4	1	4
		Fused Spur Unit for Mirror Cabinet Luminaire 接線位連保險絲供鏡櫃燈	1	1	1	1	1	1	1	1	1	1	1	1	1
		Connection Point for Mirror Cabinet Luminaire 接線位供鏡櫃燈	1	1	-	-	-	-	1	1	1	1	2	1	1
		Fused Spur Unit for Luminaire 接線位連保險絲供燈帶	1	1	2	2	2	2	1	1	2	2	1	1	2
		13A Single Socket Outlet 13A 單位電插座	2	2	2	2	2	2	2	2	1	1	1	2	-
		13A Twin Socket Outlet 13A 雙位電插座	-	-	1	1	1	-	-	-	-	-	-	-	1
		Fused Spur Unit for Exhaust Fan 接線位連保險絲供抽氣扇	1	1	-	-	-	-	1	1	-	-	1	1	1

Notes:
1. The symbol “ - ” as shown in the above table denotes “ Not Provided ” or “ Not Applicable ”.
2. House 4, House 13 and House 14 are omitted.

註：
1. 上述符號 “ - ” 表示不提供或不適用。
2. 不設獨立屋4號，13號及14號。

FITTINGS, FINISHES AND APPLIANCES

裝置、裝修物料及設備

Schedule of Mechanical & Electrical Provisions 機電裝置數量說明表

House 1-3, 5-12, 15 & 16 獨立屋1至3號，5至12號，15及16號

Location 位置	Provision 裝置		House Number 獨立屋編號												
	Exposed Type 外露型	Non-Exposed Type 非外露型	House 1 獨立屋 1號	House 2 獨立屋 2號	House 3 獨立屋 3號	House 5 獨立屋 5號	House 6 獨立屋 6號	House 7 獨立屋 7號	House 8 獨立屋 8號	House 9 獨立屋 9號	House 10 獨立屋 10號	House 11 獨立屋 11號	House 12 獨立屋 12號	House 15 獨立屋 15號	House 16 獨立屋 16號
Bathroom 3 浴室 3 / Bathroom 3/4 浴室 3/4		Gas Water Heater Remote Control 煤氣熱水爐溫度控制器	1	1	1	1	1	1	1	1	1	1	1	1	1
		Power Connection Unit for Thermo Ventilator 接線座供浴室寶	1	1	1	1	1	1	1	1	1	1	1	1	1
		AV Connection Point 影音接駁點	-	-	3	3	3	3	-	-	-	-	-	-	-
	Speaker 喇叭		-	-	1	1	1	1	-	-	-	-	-	-	-
Master Bedroom 主人睡房	Lighting Point 燈位		1	1	23	23	23	9	1	1	3	5	12	1	8
	TV / FM Connection Point 電視 / 收音機天線接駁點		1	1	1	1	1	-	1	1	2	2	2	2	1
	Telephone Connection Point 電話接駁點		2	2	3	3	3	1	2	2	1	1	2	2	1
	Lighting Switch 燈具開關		3	3	-	-	-	-	3	3	2	3	5	4	2
	4-Gang HA Keypad 4 制位智能開關		-	-	4	4	4	1	-	-	-	-	-	-	1
	8-Gang HA Keypad 8 制位智能開關		-	-	2	2	2	3	-	-	-	-	-	-	3
	Equipment Switch 設備開關		2	2	-	-	-	1	2	2	1	1	2	2	1
	Spare Connection Point 備用接駁點		1	1	-	-	-	-	1	1	1	1	1	1	-
		Fused Spur Unit for Indoor A/C Unit 接線位連保險絲供室內冷氣機	2	2	-	-	-	2	2	2	2	1	1	1	1
	13A Single Socket Outlet 13A 單位電插座		-	-	2	2	2	3	-	-	-	-	1	1	5
	13A Twin Socket Outlet 13A 雙位電插座		3	3	5	5	5	3	3	3	3	3	4	3	-
	Glassbreak Detector 破玻璃警報器		1	1	2	2	2	1	1	1	1	1	1	1	1
		Fused Spur Unit for Luminaire 接線位連保險絲供燈帶	-	-	8	8	8	6	-	-	-	-	-	-	6
		Fused Spur Unit for Window Blind 接線位連保險絲供窗簾	-	-	3	3	3	2	-	-	-	-	-	-	2
		AV Connection Point 影音接駁點	-	-	2	2	2	1	-	-	-	-	-	-	1
		Access Point 存取點	-	-	1	1	1	1	-	-	-	-	-	-	1
		Fused Spur Unit for Roller Blind 接線位連保險絲供卷簾	-	-	-	-	-	1	-	-	-	-	-	-	2

Notes:
1. The symbol “ - ” as shown in the above table denotes “ Not Provided ” or “ Not Applicable ”.
2. House 4, House 13 and House 14 are omitted.

註：
1. 上述符號 “ - ” 表示不提供或不適用。
2. 不設獨立屋4號，13號及14號。

FITTINGS, FINISHES AND APPLIANCES

裝置、裝修物料及設備

Schedule of Mechanical & Electrical Provisions 機電裝置數量說明表

House 1-3, 5-12, 15 & 16 獨立屋1至3號，5至12號，15及16號

Location 位置	Provision 裝置		House Number 獨立屋編號												
	Exposed Type 外露型	Non-Exposed Type 非外露型	House 1 獨立屋 1號	House 2 獨立屋 2號	House 3 獨立屋 3號	House 5 獨立屋 5號	House 6 獨立屋 6號	House 7 獨立屋 7號	House 8 獨立屋 8號	House 9 獨立屋 9號	House 10 獨立屋 10號	House 11 獨立屋 11號	House 12 獨立屋 12號	House 15 獨立屋 15號	House 16 獨立屋 16號
Bedroom 1 睡房 1	Lighting Point 燈位		1	1	15	15	15	8	1	1	2	5	5	1	4
	TV / FM Connection Point 電視 / 收音機天線接駁點		1	1	1	1	1	1	1	1	1	1	1	1	-
	Telephone Connection Point 電話接駁點		2	2	3	3	3	3	2	2	1	1	2	2	-
	Lighting Switch 燈具開關		4	4	-	-	-	-	4	4	3	2	4	3	2
	2-Gang HA Keypad 2 制位智能開關		-	-	1	1	1	-	-	-	-	-	-	-	-
	3-Gang HA Keypad 3 制位智能開關		-	-	-	-	-	1	-	-	-	-	-	-	-
	8-Gang HA Keypad 8 制位智能開關		-	-	2	2	2	3	-	-	-	-	-	-	-
	Equipment Switch 設備開關		2	2	1	1	1	1	2	2	2	1	2	2	2
	Spare Connection Point 備用接駁點		1	1	-	-	-	-	1	1	1	1	1	1	-
		Fused Spur Unit for Indoor A/C Unit 接線位連保險絲供室內冷氣機	1	1	1	1	1	1	1	1	1	1	1	1	1
		Fused Spur Unit for Luminaire 接線位連保險絲供燈帶	-	-	4	4	4	5	-	-	-	-	-	-	3
		Fused Spur Unit for Window Blind 接線位連保險絲供窗簾	-	-	2	2	2	2	-	-	-	-	-	-	2
	13A Single Socket Outlet 13A 單位電插座		1	1	2	2	2	1	1	1	1	-	-	-	1
	13A Twin Socket Outlet 13A 雙位電插座		3	3	3	3	3	4	3	3	3	3	4	3	-
	Glassbreak Detector 破玻璃警報器		1	1	1	1	1	1	1	1	1	1	1	1	1
		AV Connection Point 影音接駁點	-	-	-	-	-	1	-	-	-	-	-	-	-

Notes:
1. The symbol “ - ” as shown in the above table denotes “ Not Provided ” or “ Not Applicable ”.
2. House 4, House 13 and House 14 are omitted.

註：
1. 上述符號 “ - ” 表示不提供或不適用。
2. 不設獨立屋4號，13號及14號。

FITTINGS, FINISHES AND APPLIANCES

裝置、裝修物料及設備

Schedule of Mechanical & Electrical Provisions 機電裝置數量說明表

House 1-3, 5-12, 15 & 16 獨立屋1至3號，5至12號，15及16號

Location 位置	Provision 裝置		House Number 獨立屋編號												
	Exposed Type 外露型	Non-Exposed Type 非外露型	House 1 獨立屋 1號	House 2 獨立屋 2號	House 3 獨立屋 3號	House 5 獨立屋 5號	House 6 獨立屋 6號	House 7 獨立屋 7號	House 8 獨立屋 8號	House 9 獨立屋 9號	House 10 獨立屋 10號	House 11 獨立屋 11號	House 12 獨立屋 12號	House 15 獨立屋 15號	House 16 獨立屋 16號
Bedroom 2 睡房 2	Lighting Point 燈位		1	1	12	12	12	10	1	1	3	3	5	1	4
	TV / FM Connection Point 電視 / 收音機天線接駁點		1	1	1	1	1	1	1	1	1	1	1	1	1
	Telephone Connection Point 電話接駁點		2	2	3	3	3	2	2	2	1	1	1	2	3
	Lighting Switch 燈具開關		4	4	-	-	-	-	4	4	3	3	5	4	5
	2-Gang HA Keypad 2 制位智能開關		-	-	1	1	1	-	-	-	-	-	-	-	-
	3-Gang HA Keypad 3 制位智能開關		-	-	-	-	-	1	-	-	-	-	-	-	-
	8-Gang HA Keypad 8 制位智能開關		-	-	2	2	2	3	-	-	-	-	-	-	-
	Equipment Switch 設備開關		2	2	1	1	1	1	2	2	1	1	1	1	2
	Spare Connection Point 備用接駁點		1	1	-	-	-	-	1	1	1	1	1	1	-
		Fused Spur Unit for Indoor A/C Unit 接線位連保險絲供室內冷氣機	-	-	1	1	1	1	-	-	-	1	1	1	1
		Fused Spur Unit for Luminaire 接線位連保險絲供燈帶	-	-	7	7	7	5	-	-	-	-	-	-	4
		Fused Spur Unit for Window Blind 接線位連保險絲供窗簾	-	-	2	2	2	2	-	-	-	-	-	-	2
	13A Single Socket Outlet 13A 單位電插座		1	1	3	3	3	1	1	1	-	1	1	1	2
	13A Twin Socket Outlet 13A 雙位電插座		3	3	3	3	3	3	3	3	3	3	2	3	2
	Glassbreak Detector 破玻璃警報器		1	1	1	1	1	1	1	1	1	1	1	1	1
		Access Point 存取點	-	-	-	-	-	1	-	-	-	-	-	-	1
		AV Connection Point 影音接駁點	-	-	3	3	3	-	-	-	-	-	-	-	-

Notes:
1. The symbol “ - ” as shown in the above table denotes “ Not Provided ” or “ Not Applicable ”.
2. House 4, House 13 and House 14 are omitted.

註：
1. 上述符號 " - " 表示不提供或不適用。
2. 不設獨立屋4號，13號及14號。

FITTINGS, FINISHES AND APPLIANCES

裝置、裝修物料及設備

Schedule of Mechanical & Electrical Provisions 機電裝置數量說明表

House 1-3, 5-12, 15 & 16 獨立屋1至3號，5至12號，15及16號

Location 位置	Provision 裝置		House Number 獨立屋編號												
	Exposed Type 外露型	Non-Exposed Type 非外露型	House 1 獨立屋 1號	House 2 獨立屋 2號	House 3 獨立屋 3號	House 5 獨立屋 5號	House 6 獨立屋 6號	House 7 獨立屋 7號	House 8 獨立屋 8號	House 9 獨立屋 9號	House 10 獨立屋 10號	House 11 獨立屋 11號	House 12 獨立屋 12號	House 15 獨立屋 15號	House 16 獨立屋 16號
Bedroom 3 睡房 3	Lighting Point 燈位		1	1	9	9	9	11	1	1	6	3	3	2	5
	TV / FM Connection Point 電視 / 收音機天線接駁點		1	1	1	1	1	2	1	1	1	1	1	1	1
	Telephone Connection Point 電話接駁點		2	2	3	3	3	2	2	2	1	1	3	2	3
	Lighting Switch 燈具開關		4	4	-	-	-	-	4	4	2	3	5	4	6
	2-Gang HA Keypad 2 制位智能開關		-	-	1	1	1	1	-	-	-	-	-	-	-
	7-Gang HA Keypad 7 制位智能開關		-	-	-	-	-	1	-	-	-	-	-	-	-
	8-Gang HA Keypad 8 制位智能開關		-	-	1	1	1	1	-	-	-	-	-	-	-
	Equipment Switch 設備開關		2	2	1	1	1	1	2	2	1	1	2	2	2
	Spare Connection Point 備用接駁點		1	1	-	-	-	-	1	1	1	1	1	1	-
		Fused Spur Unit for Indoor A/C Unit 接線位連保險絲供室內冷氣機	1	1	1	1	1	1	1	1	1	1	1	1	1
		Fused Spur Unit for Luminaire 接線位連保險絲供燈帶	-	-	2	2	2	2	-	-	-	-	-	-	5
		Fused Spur Unit for Window Blind 接線位連保險絲供窗簾	-	-	2	2	2	2	-	-	-	-	-	-	2
	13A Single Socket Outlet 13A 單位電插座		1	1	1	1	1	4	1	1	1	-	1	1	1
	13A Twin Socket Outlet 13A 雙位電插座		3	3	3	5	5	5	3	3	3	3	3	3	2
	Glassbreak Detector 破玻璃警報器		1	1	1	1	1	1	1	1	1	1	1	1	1

Notes:
1. The symbol “ - ” as shown in the above table denotes “ Not Provided ” or “ Not Applicable ”.
2. House 4, House 13 and House 14 are omitted.

註：
1. 上述符號 “ - ” 表示不提供或不適用。
2. 不設獨立屋4號，13號及14號。

FITTINGS, FINISHES AND APPLIANCES

裝置、裝修物料及設備

Schedule of Mechanical & Electrical Provisions 機電裝置數量說明表

House 1-3, 5-12, 15 & 16 獨立屋1至3號，5至12號，15及16號

Location 位置	Provision 裝置		House Number 獨立屋編號												
	Exposed Type 外露型	Non-Exposed Type 非外露型	House 1 獨立屋 1號	House 2 獨立屋 2號	House 3 獨立屋 3號	House 5 獨立屋 5號	House 6 獨立屋 6號	House 7 獨立屋 7號	House 8 獨立屋 8號	House 9 獨立屋 9號	House 10 獨立屋 10號	House 11 獨立屋 11號	House 12 獨立屋 12號	House 15 獨立屋 15號	House 16 獨立屋 16號
Bedroom 4 睡房 4	Lighting Point 燈位		-	-	9	9	9	-	-	-	-	-	-	-	-
	TV / FM Connection Point 電視 / 收音機天線接駁點		-	-	1	1	1	-	-	-	-	-	-	-	-
	Telephone Connection Point 電話接駁點		-	-	3	3	3	-	-	-	-	-	-	-	-
	Lighting Switch 燈具開關		-	-	-	-	-	-	-	-	-	-	-	-	-
	2-Gang HA Keypad 2 制位智能開關		-	-	1	1	1	-	-	-	-	-	-	-	-
	8-Gang HA Keypad 8 制位智能開關		-	-	2	2	2	-	-	-	-	-	-	-	-
	Spare Connection Point 備用接駁點		-	-	-	-	-	-	-	-	-	-	-	-	-
		Fused Spur Unit for Indoor A/C Unit 接線位連保險絲供室內冷氣機	-	-	-	-	-	-	-	-	-	-	-	-	-
		Fused Spur Unit for Luminaire 接線位連保險絲供燈帶	-	-	4	4	4	-	-	-	-	-	-	-	-
		Fused Spur Unit for Window Blind 接線位連保險絲供窗簾	-	-	1	1	1	-	-	-	-	-	-	-	-
	13A Single Socket Outlet 13A 單位電插座		-	-	-	-	-	-	-	-	-	-	-	-	-
	13A Twin Socket Outlet 13A 雙位電插座		-	-	3	3	3	-	-	-	-	-	-	-	-
	Glassbreak Detector 破玻璃警報器		-	-	-	-	-	-	-	-	-	-	-	-	-
Family Room 家庭室	Lighting Point 燈位		-	-	23	23	23	-	-	-	-	-	-	-	-
	TV / FM Connection Point 電視 / 收音機天線接駁點		-	-	1	1	1	-	-	-	-	-	-	-	-
	Telephone Connection Point 電話接駁點		-	-	2	2	2	-	-	-	-	-	-	-	-
	Lighting Switch 燈具開關		-	-	-	-	-	-	-	-	-	-	-	-	-
	8-Gang HA Keypad 8 制位智能開關		-	-	1	1	1	-	-	-	-	-	-	-	-
	Spare Connection Point 備用接駁點		-	-	-	-	-	-	-	-	-	-	-	-	-
		Fused Spur Unit for Indoor A/C Unit 接線位連保險絲供室內冷氣機	-	-	3	3	3	-	-	-	-	-	-	-	-
		Fused Spur Unit for Luminaire 接線位連保險絲供燈帶	-	-	4	4	4	-	-	-	-	-	-	-	-

Notes:

1. The symbol “ - ” as shown in the above table denotes “ Not Provided ” or “ Not Applicable ”.

2. House 4, House 13 and House 14 are omitted.

註：

1. 上述符號 " - " 表示不提供或不適用。

2. 不設獨立屋4號，13號及14號。

FITTINGS, FINISHES AND APPLIANCES

裝置、裝修物料及設備

Schedule of Mechanical & Electrical Provisions 機電裝置數量說明表

House 1-3, 5-12, 15 & 16 獨立屋1至3號，5至12號，15及16號

Location 位置	Provision 裝置		House Number 獨立屋編號												
	Exposed Type 外露型	Non-Exposed Type 非外露型	House 1 獨立屋 1號	House 2 獨立屋 2號	House 3 獨立屋 3號	House 5 獨立屋 5號	House 6 獨立屋 6號	House 7 獨立屋 7號	House 8 獨立屋 8號	House 9 獨立屋 9號	House 10 獨立屋 10號	House 11 獨立屋 11號	House 12 獨立屋 12號	House 15 獨立屋 15號	House 16 獨立屋 16號
Family Room 家庭室		Fused Spur Unit for Window Blind 接線位連保險絲供窗簾	-	-	1	1	1	-	-	-	-	-	-	-	-
	13A Single Socket Outlet 13A 單位電插座		-	-	2	2	2	-	-	-	-	-	-	-	-
	13A Twin Socket Outlet 13A 雙位電插座		-	-	2	2	2	-	-	-	-	-	-	-	-
		AV Connection Point 影音接駁點	-	-	1	1	1	-	-	-	-	-	-	-	-
	Speaker 喇叭		-	-	4	4	4	-	-	-	-	-	-	-	-
Study Room 書房	Lighting Point 燈位		-	-	5	5	5	-	-	-	-	-	-	-	-
	TV / FM Connection Point 電視 / 收音機天線接駁點		-	-	-	-	-	-	-	-	-	-	-	-	-
	Telephone Connection Point 電話接駁點		-	-	-	-	-	-	-	-	-	-	-	-	-
	Lighting Switch 燈具開關		-	-	-	-	-	-	-	-	-	-	-	-	-
	Spare Connection Point 備用接駁點		-	-	-	-	-	-	-	-	-	-	-	-	-
		Fused Spur Unit for Indoor A/C Unit 接線位連保險絲供室內冷氣機	-	-	1	1	1	-	-	-	-	-	-	-	-
		Fused Spur Unit for Luminaire 接線位連保險絲供燈帶	-	-	2	2	2	-	-	-	-	-	-	-	-
		Fused Spur Unit for Window Blind 接線位連保險絲供窗簾	-	-	4	4	4	-	-	-	-	-	-	-	-
	13A Single Socket Outlet 13A 單位電插座		-	-	1	1	1	-	-	-	-	-	-	-	-
	13A Twin Socket Outlet 13A 雙位電插座		-	-	-	-	-	-	-	-	-	-	-	-	-
Closet 衣帽間	Lighting Point 燈位		-	-	10	10	10	-	-	-	-	-	-	-	-
	Lighting Switch 燈具開關		-	-	-	-	-	-	-	-	-	-	-	-	-
	Equipment Switch 設備開關		-	-	2	2	2	-	-	-	-	-	-	-	-
	Spare Connection Point 備用接駁點		-	-	-	-	-	-	-	-	-	-	-	-	-

Notes:
1. The symbol “ - ” as shown in the above table denotes “ Not Provided ” or “ Not Applicable ”.
2. House 4, House 13 and House 14 are omitted.

註：
1. 上述符號 “ - ” 表示不提供或不適用。
2. 不設獨立屋4號，13號及14號。

FITTINGS, FINISHES AND APPLIANCES

裝置、裝修物料及設備

Schedule of Mechanical & Electrical Provisions 機電裝置數量說明表

House 1-3, 5-12, 15 & 16 獨立屋1至3號，5至12號，15及16號

Location 位置	Provision 裝置		House Number 獨立屋編號												
	Exposed Type 外露型	Non-Exposed Type 非外露型	House 1 獨立屋 1號	House 2 獨立屋 2號	House 3 獨立屋 3號	House 5 獨立屋 5號	House 6 獨立屋 6號	House 7 獨立屋 7號	House 8 獨立屋 8號	House 9 獨立屋 9號	House 10 獨立屋 10號	House 11 獨立屋 11號	House 12 獨立屋 12號	House 15 獨立屋 15號	House 16 獨立屋 16號
Closet 衣帽間		Fused Spur Unit for Indoor A/C Unit 接線位連保險絲供室內冷氣機	-	-	1	1	1	-	-	-	-	-	-	-	-
		Fused Spur Unit for Luminaire 接線位連保險絲供燈帶	-	-	5	5	5	-	-	-	-	-	-	-	-
		Fused Spur Unit for Window Blind 接線位連保險絲供窗簾	-	-	1	1	1	-	-	-	-	-	-	-	-
	13A Single Socket Outlet 13A 單位電插座		-	-	1	1	1	-	-	-	-	-	-	-	-
	13A Twin Socket Outlet 13A 雙位電插座		-	-	1	1	1	-	-	-	-	-	-	-	-
Store Room 儲物房	Lighting Point 燈位		1	1	-	-	-	2	1	1	2	-	-	-	-
	Lighting Switch 燈具開關		1	1	-	-	-	-	1	1	1	-	-	-	-
	4-Gang HA Keypad 4 制位智能開關		-	-	-	-	-	1	-	-	-	-	-	-	-
		Fused Spur Unit for Luminaire 接線位連保險絲供燈帶	-	-	-	-	-	2	-	-	-	-	-	-	-
	13A Single Socket Outlet 13A 單位電插座		-	-	-	-	-	1	-	-	-	-	-	-	-
		Fused Spur Unit for Security System 接線位連保險絲供保安系統	-	-	-	-	-	1	-	-	-	-	-	-	-
1/F Flat Roof 1樓平台	Lighting Point 燈位		4	4	3	3	3	4	4	4	4	4	3	3	3
	Weather-proof Socket Outlet 防水電插座		-	-	1	1	1	-	-	-	-	-	1	1	1
		AV Connection Point 影音接駁點	-	-	2	2	2	4	-	-	-	-	-	-	-
2/F Flat Roof 2樓平台	Lighting Point 燈位		4	4	2	2	2	4	4	4	4	-	-	-	-
	Weather-proof Socket Outlet 防水電插座		1	1	1	1	1	2	1	1	1	-	-	-	-
		AV Connection Point 影音接駁點	-	-	2	2	2	4	-	-	-	-	-	-	-
	Access Point 存取點		-	-	1	1	1	1	-	-	-	-	-	-	-

Notes:
1. The symbol “ - ” as shown in the above table denotes “ Not Provided ” or “ Not Applicable ”.
2. House 4, House 13 and House 14 are omitted.

註：
1. 上述符號 “ - ” 表示不提供或不適用。
2. 不設獨立屋4號，13號及14號。

FITTINGS, FINISHES AND APPLIANCES

裝置、裝修物料及設備

Schedule of Mechanical & Electrical Provisions 機電裝置數量說明表

House 1-3, 5-12, 15 & 16 獨立屋1至3號，5至12號，15及16號

Location 位置	Provision 裝置		House Number 獨立屋編號												
	Exposed Type 外露型	Non-Exposed Type 非外露型	House 1 獨立屋 1號	House 2 獨立屋 2號	House 3 獨立屋 3號	House 5 獨立屋 5號	House 6 獨立屋 6號	House 7 獨立屋 7號	House 8 獨立屋 8號	House 9 獨立屋 9號	House 10 獨立屋 10號	House 11 獨立屋 11號	House 12 獨立屋 12號	House 15 獨立屋 15號	House 16 獨立屋 16號
Roof 天台	Lighting Point 燈位		8	8	22	22	22	19	8	8	6	13	20	15	15
	Weather-proof Socket Outlet 防水電插座		3	3	6	6	6	3	3	3	3	3	3	3	3
		Weather-proof Twin Socket Outlet 防水雙位電插座	-	-	1	1	1	1	-	-	-	-	-	-	-
	Weather-proof Isolator for Vrv A/C Outdoor Unit Vrv冷氣系統防水隔離開關掣		2	2	2	2	2	2	2	2	2	2	2	2	2
	Weather-proof Isolator for Reserved Equipment 備用設備防水隔離開關掣		-	-	1	1	1	-	-	-	-	-	-	-	-
		AV Connection Point 影音接駁點	-	-	3	3	3	3	-	-	-	-	-	-	-
		Data Connection Point 數據接駁點	-	-	-	-	-	1	-	-	-	-	-	-	-
	Access Point 存取點		-	-	1	1	1	1	-	-	-	-	-	-	-
Basement to Roof Staircase 地庫至 天台樓梯	Lighting Point 燈位		17	17	44	44	44	21	17	17	14	13	17	16	45
	Lighting Switch 燈具開關		1	1	-	-	-	-	1	1	1	1	2	2	1
	2-Gang HA Keypad 2 制位智能開關		-	-	4	4	4	3	-	-	-	-	-	-	-
	4-Gang HA Keypad 4 制位智能開關		-	-	-	-	-	1	-	-	-	-	-	-	1
	6-Gang HA Keypad 6 制位智能開關		-	-	-	-	-	1	-	-	-	-	-	-	-
	8-Gang HA Keypad 8 制位智能開關		-	-	1	1	1	-	-	-	-	-	-	-	-
	13A Single Socket Outlet 13A 單位電插座		1	1	1	1	1	1	1	1	1	-	-	-	-
	Weather-proof Isolator for Potable Water Pump 食水泵防水隔離開關掣		1	1	1	1	1	1	1	1	1	1	1	1	1
		Fused Spur Unit for Luminaire 接線位連保險絲供燈帶	-	-	-	-	-	14	-	-	-	-	-	-	3

Notes:
1. The symbol “ - ” as shown in the above table denotes “ Not Provided ” or “ Not Applicable ”.
2. House 4, House 13 and House 14 are omitted.

註：
1. 上述符號 “ - ” 表示不提供或不適用。
2. 不設獨立屋4號，13號及14號。

SERVICE AGREEMENTS

服務協議

Potable and flushing water is supplied by Water Supplies Department.

Electricity is supplied by CLP Power Hong Kong Limited.

Towngas is supplied by The Hong Kong and China Gas Company Limited.

食水及沖廁水由水務署供應。

電力由中華電力有限公司供應。

煤氣由香港中華煤氣有限公司供應。

GOVERNMENT RENT

地稅

The Vendor is liable for the Government Rent payable for the specified residential property from the date of the Land Grant up to and including the date of the assignment of that specified residential property.

賣方有法律責任繳付指明住宅物業由批地文件之日期起計直至及包括該指明住宅物業之轉讓契日期之地稅。

MISCELLANEOUS PAYMENTS BY PURCHASER

買方的雜項付款

On the delivery of the vacant possession of the specified residential property to the purchaser, the purchaser is liable to reimburse the Vendor for the deposits for water, electricity and gas; and on that delivery, the purchaser is not liable to pay to the Vendor a debris removal fee.

Note:

Upon that delivery, the Purchaser is liable to pay a debris removal fee to the Manager (not the Vendor) of the Development under the deed of mutual covenant, and where the Vendor has paid that debris removal fee, the Purchaser shall reimburse the Vendor for the same.

在向買方交付指明住宅物業在空置情況下的管有權時，買方須負責向賣方補還水、電力及氣體的按金；及在交付時，買方不須向賣方支付清理廢料的費用。

註：

在交付時，買方須根據公契向發展項目的管理人（而非賣方）支付清理廢料的費用，而如賣方已支付清理廢料的費用，買方須向賣方補還清理廢料的費用。

DEFECT LIABILITY WARRANTY PERIOD

欠妥之處的保養責任期

The Vendor shall, at its own cost and as soon as reasonably practicable after receipt of a written notice served by the Purchaser within 6 months after the date of completion of the sale and purchase, remedy any defects to the residential property, or the fittings, finishes or appliances incorporated into the residential property as set out in the agreement for sale and purchase, caused otherwise than by the act or neglect of the Purchaser.

凡住宅物業或於買賣合約列出裝設於住宅物業內的裝置、裝修物料或設備有欠妥之處，而該欠妥之處並非由買方行為或疏忽造成，則賣方在接獲買方在買賣成交日期後的6個月內送達的書面通知後，須於合理地切實可行的範圍內，盡快自費作出補救。

MAINTENANCE OF SLOPES

斜坡維修

The Land Grant requires the owners of the residential properties in the Development to maintain slopes at their own cost.

A. Terms of the Requirement

Special Condition No.(29)(a) of the Land Grant stipulates that:

“Where there is or has been any cutting away, removal or setting back of any land, or any building-up or filling-in or any slope treatment works of any kind whatsoever, whether with or without the prior written consent of the Director, either within the lot or on any Government land, which is or was done for the purpose of or in connection with the formation, levelling or development of the lot or any part thereof or any other works required to be done by the Purchaser under these Conditions, or for any other purpose, the Purchaser shall at his own expense carry out and construct such slope treatment works, retaining walls or other support, protection, drainage or ancillary or other works as shall or may then or at any time thereafter be necessary to protect and support such land within the lot and also any adjacent or adjoining Government or leased land and to obviate and prevent any falling away, landslide or subsidence occurring thereafter. The Purchaser shall at all times during the term hereby agreed to be granted maintain at his own expense the said land, slope treatment works, retaining walls or other support, protection, drainage or ancillary or other works in good and substantial repair and condition to the satisfaction of the Director.”

B. Each of the owners is obliged to contribute towards the costs of the maintenance works.

C. A plan showing the slope and the retaining wall or related structures constructed, or to be constructed, within or outside the land on which the Development is situated.

Please refer to the plan at page 284 of this Sales Brochure.

D. Under the Deed of Mutual Covenant, the manager of the Development has the owners' authority to carry out the maintenance works.

Clause (3:02:01)(aq) of the executed Deed of Mutual Covenant and Management Agreement (Memorial No.20111601230030) stipulates that:

“Save and except as otherwise expressly provided in this Deed, the Manager shall be responsible for and shall have full authority to do all such acts and things as may be necessary or requisite for and in connection with the proper and efficient management of the Development, including in particular but without in any way limiting the generality of the foregoing :-

(aq) to engage suitable qualified personnel to inspect, keep and maintain in good substantial repair and condition and carry out any necessary works in respect of the Slope and Retaining Structures in compliance with the Government Grant and in particular in accordance with the Geoguide 5 - Guide to Slope Maintenance issued by the Geotechnical Engineering Office (as amended or substituted from time to time) and the Maintenance Manual for the Slope and Retaining Structures and all guidelines issued from time to time by the appropriate Government department regarding the maintenance of the Slope and Retaining Structures. For this purpose, the Manager shall have the right to demand from the Owners, and the Owners shall be liable to pay, such contributions to all the costs lawfully incurred or to be incurred in carrying out such maintenance and repair and any other works in respect of the Slope and Retaining Structures by way of a lump sum or instalments or otherwise as the Manager shall decide. Provided that the Manager shall not be made personally liable for carrying out any such requirements of the Government Grant which shall remain the responsibility of the Owners if, having used all reasonable endeavours, the Manager has not been able to collect the costs of the required works from all Owners. For the purpose of this Clause, the Manager shall include the Owners' Corporation;”

根據批地文件的規定，該發展項目中的住宅物業的擁有人須自費維修斜坡。

A. 有關規定的條款

批地文件特別條款第(29)(a)條規定：

「如該地段或任何政府土地內現時或以往曾經進行過任何削土、移土或土地後移工程、或堆積或堆填或任何類型的斜坡處理工程，不論事前是否獲署長書面同意，而該等工程是為了或關乎該地段或其任何部分的形成、平整或發展的目的或買方按此等條款而須要完成的工程的目的或其他任何的目的，買方須自費進行及建造現時或將來不時需要的該等斜坡處理工程、護土牆或其他支撐、防護、排水或附屬或其他工程，以保護和支撐該地段內的土地及任何相鄰或毗鄰的政府土地或已批租土地，同時避免及防止其後發生滑土、山泥傾瀉或地陷。買方應時刻在批地文件協定的整個批租年期內自費保養上述土地、斜坡處理工程、護土牆或其他支撐、防護、排水或附屬或其他工程，以保持其良好充足的維修狀態，以使署長滿意。」

B. 每名擁有人均須分擔維修工程的費用。

C. 顯示該斜坡及已經或將會在該發展項目所位於的土地之內或之外建造的任何護土牆或有關構築物的圖則。

請參閱本售樓說明書第284頁之圖則。

D. 根據「公契」，該發展項目的管理人獲擁有人授權進行維修工程。

已簽立的公契及管理合約(註冊摘要編號20111601230030)的第(3:02:01)(aq)條規定：

「除本公契另有明文指明者外，管理人須負責並有全權作出一切與妥善及有效管理發展項目所需要或必要的行動及事項，在不限制上文一般性的情況下，包括但不限於：

(aq) 按批地文件，特別是按土力工程處印發的「岩土指南第五冊－斜坡維修指南」（並以不時的修訂或代替條文為準）及依據岩土指南第五冊編製的保養手冊和有關政府部門不時對保養斜坡及護土構築物發出的一切指引，聘請合適及合資格的人士視察、檢驗、妥善保持和保養斜坡及護土構築物並對其進行任何必要的工程。為了這個目的，管理人有權要求業主及業主有責任支付進行上述保養與維修斜坡構築物及任何其他有關工程所合法支出或將支出的分擔款項，該分擔款項須以整筆款項支付或分期付款或管理人決定的其他形式支付，惟如果管理人盡其一切合理努力，仍未能向全體業主收集所要求的工程費用，則管理人毋須對履行批地文件的任何該等要求承擔個人責任，該等責任須由業主承擔。就本條款而言，管理人包括業主委員會及法團；」

MAINTENANCE OF SLOPES
斜坡維修



LEGEND:

-  SLOPE
斜坡
-  RETAINING WALL
擋土牆
-  BOUNDARY OF THE DEVELOPMENT
發展項目的界線

SCALE 0M/米 50M/米
比例尺：



MODIFICATION 修訂

There is no ongoing application to the Government for a modification of the land grant for the Development.

本發展項目現時並沒有向政府提出申請修訂批地文件。

RELEVANT INFORMATION

有關資料

1. Gondola Systems

During the regular and specially arranged inspection, cleaning, maintenance, repairing, altering, renewing, rebuilding, painting or decorating of the external walls (including the curtain wall structures, glass of curtain walls, windows, balconies and utility platforms forming part of a residential unit) and the Common Areas and Facilities of the Development as arranged by the Manager, gondola(s) (whether its installation is permanent or temporary) will be operated, installed and parked in air space directly above the flat roofs and the roofs as well as outside the windows and the balconies and the utility platforms of the residential units.

2. Lightning Pole/ Communal Aerial Broadcast Distribution System

The following facilities will be installed at the following locations of the Development:

Description		Location
1.	Lightning Pole	Top roof of Tower 2 (5m in Height)
		Upper roof Tower 3 (7m in Height)
		Roof of Emergency Generator Room (2m in Height)
		Landscape Area (Facing House 1, House 2 and House 3) (5m in Height)
2.	Communal Aerial Broadcast Distribution System	Top roof of Tower 1
		Upper roof of Tower 5

Please refer to the “Layout Plan of the Development” Section of this Sales brochure on Page 25 for identification of their approximate locations. Prospective purchasers please note the possible impact (if any) of the facilities on individual units.

1. 吊船系統

在管理人安排為發展項目的外牆（包括構成住宅單位一部分的玻璃幕牆結構、玻璃幕牆玻璃、窗戶、露台及工作平台）及公用地方與設施進行定期及特別安排的檢查、清潔、保養、維修、改動、翻新、重建、油漆或裝飾期間，吊船（不論是永久或臨時的吊船裝置）將會在住宅單位的平台及天台上空操作、安裝及停泊，以及在住宅單位的窗外、露台及工作平台外操作。

2. 避雷針 / 公共天線系統

發展項目以下位置將裝設下列設施：

說明		位置
1.	避雷針	第2座頂層天台（5米高）
		第3座上層天台（7米高）
		應急發電機房天台（2米高）
		園景範圍（面向獨立屋1號、2號及3號）（5米高）
2.	公共天線系統	第1座頂層天台
		第5座上層天台

請參閱本售樓說明書25頁的「發展項目的布局圖」部分，以識別其大約位置。請準買家注意該等設施對個別單位可能造成的影響（如有）。

ADDRESS OF THE WEBSITE DESIGNATED BY THE VENDOR FOR THE DEVELOPMENT

賣方就發展項目指定的互聯網網站的網址

The address of the website designated by the Vendor for the Development for the purposes of Part 2 of the Residential Properties (First-hand Sales) Ordinance:

www.altissimo.hk

賣方為施行《一手住宅物業銷售條例》第2部就發展項目指定的互聯網網站的網址：

www.altissimo.hk

INFORMATION IN APPLICATION FOR CONCESSION ON GROSS FLOOR AREA OF BUILDING

申請建築物總樓面面積寬免的資料

BREAKDOWN OF GFA CONCESSIONS OBTAINED FOR ALL FEATURES
Latest information on breakdown of GFA concessions as shown on the general building plans submitted to and approved by the Building Authority (BA) prior to the printing of the sales brochure is tabulated below.
Information marked (#) may be based on information provided by the Authorized Person if the sales brochure is printed prior to submission of the final amendment plans to the BA. The breakdown of GFA concessions may be subject to further changes until final amendment plans are submitted to and approved by the BA prior to the issuance of the occupation permit for the Development.

		Area (m ²) 面積(平方米)
Disregarded GFA under Building (Planning) Regulations 23(3)(b) 根據《建築物（規劃）規例》第23(3)(b)條不計算的總樓面面積		
1. (#)	Carpark and loading/unloading area excluding public transport terminus 停車場及上落客貨地方（公共交通總站除外）	7436.058
2.	Plant rooms and similar services 機房及相類設施	
2.1 (#)	Mandatory feature or essential plant room, area of which is limited by respective Practice Notes for Authorized Persons, Registered Structural Engineers and Registered Geotechnical Engineers (PNAP) or regulation such as lift machine room, telecommunications and broadcasting (TBE) room, refuse storage and material recovery chamber, etc. 所佔面積受相關《認可人士、註冊結構工程師及註冊岩土工程師作業備考》（《作業備考》）或規例限制的強制性設施或必要機房，例如升降機機房、電訊及廣播設備室、垃圾及物料回收房等	887.895
2.2 (#)	Mandatory feature or essential plant room, area of which is NOT limited by any PNAP or regulation such as room occupied solely by fire services installations (FSI) and equipment, meter room, transformer room, potable and flushing water tank, etc. 所佔面積不受任何《作業備考》或規例限制的強制性設施或必要機房，例如僅由消防裝置及設備佔用的房間、電錶房、電力變壓房、食水及鹹水缸等	3213.897
2.3	Non-mandatory or non-essential plant room such as air-conditioning (A/C) plant room, air handling unit (AHU) room, etc. 非強制性或非必要機房，例如空調機房、送風櫃房等	37.793
Green Features under Joint Practice Notes 1 and 2 根據聯合作業備考第1及第2號提供的環保設施		
3.	Balcony 露台	672.398
4.	Wider common corridor and lift lobby 加闊的公用走廊及升降機大堂	N/A 不適用
5.	Communal sky garden 公用空中花園	N/A 不適用
6.	Acoustic fin 隔聲鰭	N/A 不適用
7.	Wing wall, wind catcher and funnel 翼牆、捕風器及風斗	N/A 不適用
8.	Non-structural prefabricated external wall 非結構預製外牆	449.271
9.	Utility platform 工作平台	246.000
10.	Noise barrier 隔音屏障	N/A 不適用

獲寬免總樓面面積的設施分項
於印製售樓說明書前呈交予並已獲建築事務監督批准的一般建築圖則上有關總樓面面積寬免的分項的最新資料，請見下表。
如印製售樓說明書時尚未呈交最終修訂圖則予建築事務監督，則有(#)號的資料可以由認可人士提供的資料作為基礎。直至最終修訂圖則於發出佔用許可證前呈交予並獲建築事務監督批准前，以下分項資料仍可能有所修改。

		Area (m ²) 面積(平方米)
Amenity Features 適意設施		
11. (#)	Caretaker's quarters, counter, office, store, guard room and lavatory for watchman and management staff and owners' corporation office 管理員宿舍、供保安人員和管理處員工使用的櫃位、辦事處、貯物室、警衛室和廁所，以及業主立案法團辦事處	88.949
12. (#)	Residential recreational facilities including void, plant room, swimming pool filtration plant room, covered walkway, etc. serving solely the recreational facilities 住戶康樂設施，包括僅供康樂設施使用的中空空間、機房、游泳池的濾水機房、有蓋人行道等	1615.771
13.	Covered landscaped and play area 有蓋園景區及遊樂場地	315.843
14.	Horizontal screen/covered walkway and trellis 橫向屏障/有蓋人行道及花棚	N/A 不適用
15.	Larger lift shaft 擴大升降機槽	125.308
16.	Chimney shaft 煙囪管道	N/A 不適用
17.	Other non-mandatory or non-essential plant room, such as boiler room, satellite master antenna television(SMATV) room 其他非強制性或非必要機房，例如鍋爐房、衛星電視共用天線房	N/A 不適用
18. (#)	Pipe duct, air duct for mandatory feature or essential plant room 強制性設施或必要機房所需的管槽及氣槽	388.082
19.	Pipe duct, air duct for non-mandatory or non-essential plant room 非強制性設施或非必要機房所需的管槽及氣槽	N/A 不適用
20.	Plant room, pipe duct, air duct for environmentally friendly system and feature 環保系統及設施所需的機房、管槽及氣槽	N/A 不適用
21.	Void in duplex domestic flat and house 複式住宅單位及洋房的中空空間	N/A 不適用
22.	Sunshade and reflector 遮陽篷及反光罩	N/A 不適用

INFORMATION IN APPLICATION FOR CONCESSION ON GROSS FLOOR AREA OF BUILDING

申請建築物總樓面面積寬免的資料

		Area (m ²) 面積(平方米)
23.	Minor projection such as A/C box, A/C platform, window cill and projecting window 小型伸出物，例如空調機箱、空調機平台、窗檻及伸出的窗台	N/A 不適用
24.	Other projection such as A/C box and platform not covered in paragraph 3(b) and (c) of PNAP APP-19 《作業備考》APP-19 第3(b)及(c)段沒有涵蓋的其他伸出物，如空調機箱及空調機平台	N/A 不適用
Other Exempted Items 其他項目		
25.	Refuge floor including refuge floor cum sky garden 庇護層，包括庇護層兼空中花園	N/A 不適用
26.	Covered area under large projecting / overhanging feature 大型伸出 / 外懸設施下的有蓋地方	N/A 不適用
27.	Public transport terminus 公共交通總站	N/A 不適用
28.	Party structure and common staircase 共用構築物及公用樓梯	N/A 不適用
29. (#)	Horizontal area of staircase, lift shaft and vertical duct solely serving floor accepted as not being accountable for GFA 僅供獲接納不計入總樓面面積的樓層使用的樓梯、升降機槽及垂直管道的水平面積	N/A 不適用
30.	Public passage 公眾通道	N/A 不適用
31.	Covered set back area 有蓋的後移部分	N/A 不適用
Bonus GFA 額外總樓面面積		
32.	Bonus GFA 額外總樓面面積	N/A 不適用
Additional Green Features under Joint Practice Note (No. 8) 根據聯合作業備考(第8 號)提供的額外環保設施		
33.	Buildings adopting Modular Integrated Construction 採用「組裝合成」建築法的樓宇	N/A 不適用

Note:
The above table is based on the requirements as stipulated in the Practice Note for Authorized Persons, Registered Structural Engineers and Registered Geotechnical Engineers ADM-2 issued by the Buildings Department. The Buildings Department may revise such requirements from time to time as appropriate.

註:
上述表格是根據屋宇署所發出的《認可人士、註冊結構工程師及註冊岩土工程師作業備考》 ADM-2 規定的要求而制訂的。屋宇署會按實際需要不時更改有關要求。

INFORMATION IN APPLICATION FOR CONCESSION ON GROSS FLOOR AREA OF BUILDING

申請建築物總樓面面積寬免的資料

Environmental Assessment of the Building 有關建築物的環境評估

綠色建築認證

在印刷此售樓說明書前，本物業根據香港綠色建築議會有限公司頒授 / 發出的綠建環評認證評級。

暫定評級

不予評級



申請編號: PAU0025/17

Green Building Certification

Assessment result under the **BEAM Plus** certification conferred / issued by Hong Kong Green Building Council Limited (HKGBC) for the building prior to the printing of the sales brochures.

Provisional

UNCLASSIFIED



Application no.: PAU0025/17

Estimated Energy Performance or Consumption for the Common Parts of the Development
發展項目的公用部分的預計能量表現或消耗
Latest information on the estimated energy performance or consumption for the common parts of the Development as submitted to the Building Authority prior to the printing of the sales brochures:
於印製售樓說明書前呈交予建築事務監督發展項目的公用部分的預計能量表現或消耗的最近期資料：

Part I 第I部分	
Provision of Central Air Conditioning 提供中央空調	NO 否
Provision of Energy Efficient Features 提供具能源效益的設施	YES 是
Energy Efficient Features proposed: 擬安裝的具能源效益的設施：	1. High performance VRV system 高效能可變製冷劑流量系統 2. High performance split type air-conditioning units 高效能分體式冷氣機 3. CO sensor installed in car park 在停車場安裝一氧化碳感應器

Part II: The predicted annual energy use of the proposed building / part of building (Note 1) 第II部分：擬興建樓宇/部分樓宇預計每年能源消耗量(註腳1)：					
Location 位置	Internal Floor Area Served (m ²) 使用有關裝置的內部樓面面積 (平方米)	Annual Energy Use of Baseline Building (Note 2) 基線樓宇 (註腳2) 每年能源消耗量		Annual Energy Use of Proposed Building 擬興建樓宇每年能源消耗量	
		<u>Electricity</u> kWh/ m ² /annum 電力 千瓦小時/平方米/年	<u>Town Gas / LPG</u> unit/ m ² /annum 煤氣/石油氣 用量單位/平方米/年	<u>Electricity</u> kWh/ m ² /annum 電力 千瓦小時/平方米/年	<u>Town Gas / LPG</u> unit/ m ² /annum 煤氣/石油氣 用量單位/平方米/年
Area served by central building services installation (Note 3) 有使用中央屋宇裝備裝置(註腳3)的部份	18,372.035	197.8	Not Applicable 不適用	197.8	Not Applicable 不適用

INFORMATION IN APPLICATION FOR CONCESSION ON GROSS FLOOR AREA OF BUILDING

申請建築物總樓面面積寬免的資料

Part III: The following installation(s) are designed in accordance with the relevant Codes of Practices published by the Electrical & Mechanical Services Department (EMSD) 第III部分：以下裝置乃按機電工程署公布的相關實務守則設計：			
Type of Installations 裝置類型	YES 是	NO 否	Not Applicable 不適用
Lighting Installations 照明裝置	✓		
Air Conditioning Installations 空調裝置	✓		
Electrical Installations 電力裝置	✓		
Lift & Escalator Installations 升降機及自動梯的裝置	✓		
Performance-based Approach 以總能源為本的方法			✓

Notes :

1. In general, the lower the estimated “Annual Energy Use” of the building, the more efficient of the building in terms of energy use. For example, if the estimated “annual energy use of proposed building” is less than the estimated “annual energy use of baseline building”, it means the predicted use of energy is more efficient in the proposed building than in the baseline building. The larger the reduction, the greater the efficiency.
The predicted annual energy use, in terms of electricity consumption (kWh/m²/annum) and town gas/LPG consumption (unit/m²/annum), of the Development by the internal floor area served, where:
(a) “total annual energy use” has the same meaning of “annual energy use” in the BEAM Plus New Buildings (current version); and
(b) “internal floor area”, in relation a building , a space or a unit means the floor area of all enclosed space measured to the internal faces of enclosing external and/or party walls.

2. “Baseline Building” has the same meaning as “Baseline Building Model (zero-credit benchmark)” in the BEAM Plus New Buildings (current version).

3. “Central Building Services Installation” has the same meaning as that in the Code of Practice for Energy Efficiency of Building Services Installation issued by the Electrical and Mechanical Services Department.

註腳：

1. 一般而言，一棟樓宇的預計“每年能源消耗量”愈低，其節約能源的效益愈高。如一棟樓宇預計的“每年能源消耗量”低於該樓宇的“基線樓宇每年能源消耗量”，則代表預計該樓宇的能源應用較其基線樓宇有效，削減幅度愈大則代表有關樓宇能源節約的效益愈高。
預計每年能源消耗量[以耗電量(千瓦小時/平方米/年)及煤氣/石油氣消耗量(用量單位/平方米/年)計算]，指將發展項目的每年能源消耗總量除以使用有關裝置的內部樓面面積所得出的商，其中：-
(a) “每年能源消耗量”與新建樓宇BEAM Plus 標準(現行版本)中的「年能源消耗」具有相同涵義；及
(b) 樓宇、空間或單位的“內部樓面面積”，指外牆及/或共用牆的內壁之內表面起量度出來的樓面面積。

2. “基準樓宇”與新建樓宇BEAM Plus標準(現行版本)中的“基準建築物模式(零分標準)”具有相同涵義。

3. “中央屋宇裝備裝置”與機電工程署發出的《屋宇裝備裝置能源效益實務守則》中的涵義相同。

There may be future changes to the Development and the surrounding areas.

發展項目及其周邊地區日後可能出現改變。

EXAMINATION RECORD

檢視紀錄

Examination / Revision Date 檢視 / 修改日期	Revision Made (If no revisions is required, please state "no revision made") (如無須作出修改，請註明「並無作出修改」)		
	Page number in version with print date on 13 November 2018 2018年11月13日印製版本之頁數	Page number in revised version with examination date on 11 February 2019 2019年2月11日檢視版本之頁數	Revision Made 所作修改
11 February 2019 2019年2月11日	19	19	Location Plan of the Development is updated. 更新發展項目的所在位置圖。
	25	25	Layout Plan of the Development is updated. 更新發展項目的布局圖。
	162, 172 - 173, 175, 200, 201 - 202, 220, 250	162, 172 - 173, 175, 200, 201 - 202, 220, 250	Fittings, Finishes and Appliances are updated. 更新裝置、裝修物料及設備。
	286	286	Relevant Information is updated. 更新有關資料。

Examination / Revision Date 檢視 / 修改日期	Revision Made (If no revisions is required, please state "no revision made") (如無須作出修改，請註明「並無作出修改」)		
	Page number in version with print date on 13 November 2018 2018年11月13日印製版本之頁數	Page number in revised version with examination date on 23 April 2019 2019年4月23日檢視版本之頁數	Revision Made 所作修改
23 April 2019 2019年4月23日	19	19	Location Plan of the Development is updated. 更新發展項目的所在位置圖。
	25	25	Layout Plan of the Development is updated. 更新發展項目的布局圖。
	28, 30 - 34, 36, 38, 40 - 42, 44, 46, 48, 50 - 52, 54, 56, 58, 60 - 62, 64, 66, 72 - 80, 84	28, 30 - 34, 36, 38, 40 - 42, 44, 46, 48, 50 - 52, 54, 56, 58, 60 - 62, 64, 66, 72 - 80, 84	Floor Plans of Residential Properties in the Development are updated. 更新發展項目的住宅物業的樓面平面圖。
	145 - 152	145 - 152	Elevation plans are updated. 更新立面圖。
	153	153	Information on Common Facilities in the Development is updated. 更新發展項目中的公用設施的資料。
	172 - 176, 179, 198, 200, 236, 238, 240, 245, 248	172 - 176, 179, 198, 200, 236, 238, 240, 245, 248	Fittings, Finishes and Appliances are updated. 更新裝置、裝修物料及設備。
	288	288	Information in Application for Concession on Gross Floor Area of Building is updated. 更新申請建築物總樓面面積寬免的資料。

EXAMINATION RECORD

檢視紀錄

Examination / Revision Date 檢視 / 修改日期	Revision Made (If no revisions is required, please state "no revision made") (如無須作出修改，請註明「並無作出修改」)		
	Page number in version with print date on 13 November 2018 2018年11月13日印製版本之頁數	Page number in revised version with examination date on 23 July 2019 2019年7月23日檢視版本之頁數	Revision Made 所作修改
23 July 2019 2019年7月23日	19	19	Location Plan of the Development is updated. 更新發展項目的所在位置圖。
	25	25	Layout Plan of the Development is updated. 更新發展項目的布局圖。
	28, 30, 32, 34, 36, 40, 42, 44, 46, 48, 50, 52, 54, 56, 58, 60, 62, 64, 66, 68, 70, 72	28, 30, 32, 34, 36, 40, 42, 44, 46, 48, 50, 52, 54, 56, 58, 60, 62, 64, 66, 68, 70, 72	Floor Plans of Residential Properties in the Development are updated. 更新發展項目的住宅物業的樓面平面圖。
	89, 93, 99, 100 - 101	89, 93, 99, 100 - 101	Area of Residential Properties in the Development are updated. 更新發展項目中的住宅物業的面積。
	104, 106 - 107	104, 106 - 107	Floor Plans of Parking Spaces in the Development are updated. 更新發展項目中的停車位的樓面平面圖。
	131, 134	131, 134	Cross-section Plans of Building in the Development are updated. 更新發展項目中的建築物的橫截面圖。
	145 - 148	145 - 148	Elevation plans are updated. 更新立面圖。
	172, 197 - 200	172, 197 - 200	Fittings, Finishes and Appliances are updated. 更新裝置、裝修物料及設備。
	286	286	Relevant Information is updated. 更新有關資料。

EXAMINATION RECORD

檢視紀錄

Examination / Revision Date 檢視 / 修改日期	Revision Made (If no revisions is required, please state "no revision made") (如無須作出修改，請註明「並無作出修改」)		
	Page number in version with print date on 13 November 2018 2018年11月13日印製版本之頁數	Page number in revised version with examination date on 22 October 2019 2019年10月22日檢視版本之頁數	Revision Made 所作修改
22 October 2019 2019年10月22日	19	19	Location Plan of the Development is updated. 更新發展項目的所在位置圖。
	25	25	Layout Plan of the Development is updated. 更新發展項目的布局圖。
	28, 30, 32, 34, 36, 38, 40, 42, 44, 46, 48, 50, 52, 54, 56, 58, 60, 64, 66, 68, 70, 72, 74 - 79, 81 - 83, 85 - 88	28, 30, 32, 34, 36, 38, 40, 42, 44, 46, 48, 50, 52, 54, 56, 58, 60, 64, 66, 68, 70, 72, 74 - 79, 81 - 83, 85 - 88	Floor Plans of Residential Properties in the Development are updated. 更新發展項目的住宅物業的樓面平面圖。
	106	106	Floor Plan of Parking Spaces in the Development is updated. 更新發展項目中的停車位的樓面平面圖。
	131 - 144	131 - 144	Cross-section Plans of Building in the Development are updated. 更新發展項目中的建築物的橫截面圖。
	145 - 152	145 - 152	Elevation plans are updated. 更新立面圖。
	167 - 170, 177, 181, 197 - 198, 207 - 208, 270 - 276, 278 - 280	167 - 170, 177, 181, 197 - 198, 207 - 208, 270 - 276, 278 - 280	Fittings, Finishes and Appliances are updated. 更新裝置、裝修物料及設備。

EXAMINATION RECORD

檢視紀錄

Examination / Revision Date 檢視 / 修改日期	Revision Made (If no revisions is required, please state "no revision made") (如無須作出修改，請註明「並無作出修改」)		
	Page number in revised version with examination date on 22 October 2019 2019年10月22日檢視版本之頁數	Page number in revised version with examination date on 22 January 2020 2020年1月22日檢視版本之頁數	Revision Made 所作修改
22 January 2020 2020年1月22日	-	-	Table of Contents is updated. 更新目錄。
	19	19	Location Plan of the Development is updated. 更新發展項目的所在位置圖。
	20 - 23	20 - 21	Aerial Photographs of the Development are updated. 更新發展項目的鳥瞰照片。
	25	25	Layout Plan of the Development is updated. 更新發展項目的布局圖。
	28, 38, 44, 48, 54, 58, 64, 72, 74 - 79, 81 - 83, 85 - 88	28, 38, 44, 48, 54, 58, 64, 72, 74 - 79, 81 - 83, 85 - 88	Floor Plans of Residential Properties in the Development are updated. 更新發展項目的住宅物業的樓面平面圖。
	145 - 152	145 - 152	Elevation plans are updated. 更新立面圖。
	167 - 171, 175, 177, 181, 194, 198, 269 - 280	167 - 193, 197, 199, 203, 216, 220, 291 - 303	Fittings, Finishes and Appliances are updated. 更新裝置、裝修物料及設備。

EXAMINATION RECORD

檢視紀錄

Examination / Revision Date 檢視 / 修改日期	Revision Made (If no revisions is required, please state "no revision made") (如無須作出修改，請註明「並無作出修改」)		
	Page number in revised version with examination date on 22 January 2020 2020年1月22日檢視版本之頁數	Page number in revised version with examination date on 22 April 2020 2020年4月22日檢視版本之頁數	Revision Made 所作修改
22 April 2020 2020年4月22日	-	-	Table of Contents is updated. 更新目錄。
	19	19	Location Plan of the Development is updated. 更新發展項目的所在位置圖。
	20 - 21	20 - 21	Aerial Photographs of the Development are updated. 更新發展項目的鳥瞰照片。
	26, 28, 38, 40, 42, 44, 46, 56, 74 - 79, 81 - 83, 85 - 88	26, 28, 38, 40, 42, 44, 46, 56, 74 - 79, 81 - 83, 85 - 88	Floor Plans of Residential Properties in the Development are updated. 更新發展項目的住宅物業的樓面平面圖。
	145, 147, 149, 152	145, 147, 149, 152	Elevation plans are updated. 更新立面圖。
	172 - 178, 182 - 183, 185, 189, 191 - 192, 199, 203, 214, 219 - 220, 222, 230, 237 - 239, 242, 246, 252, 255, 267, 270, 283, 291 - 303	172 - 178, 182 - 183, 185, 189, 191 - 192, 199, 203, 214, 219 - 220, 222, 230, 237 - 239, 242, 246, 252, 255, 267, 270, 283, 291 - 303c	Fittings, Finishes and Appliances are updated. 更新裝置、裝修物料及設備。
	311	311	Information in Application for Concession on Gross Floor Area of Building is updated. 更新申請建築物總樓面面積寬免的資料。

EXAMINATION RECORD

檢視紀錄

Examination / Revision Date 檢視 / 修改日期	Revision Made (If no revisions is required, please state "no revision made") (如無須作出修改，請註明「並無作出修改」)		
	Page number in revised version with examination date on 22 April 2020 2020年4月22日檢視版本之頁數	Page number in revised version with examination date on 21 July 2020 2020年7月21日檢視版本之頁數	Revision Made 所作修改
21 July 2020 2020年7月21日	-	-	Table of Contents is updated. 更新目錄。
	19	19	Location Plan of the Development is updated. 更新發展項目的所在位置圖。
	27 - 34, 36 - 39, 41, 44, 46 - 52, 54, 56, 58 - 62, 64, 66, 73, 80 - 84	27 - 34, 36 - 39, 41, 44, 46 - 52, 54, 56, 58 - 62, 64, 66, 73, 80 - 84	Floor Plans of Residential Properties in the Development are updated. 更新發展項目的住宅物業的樓面平面圖。
	102	102	Area of Residential Properties in the Development is updated. 更新發展項目中的住宅物業的面積。
	105	105	Floor Plan of Parking Spaces in the Development is updated. 更新發展項目中的停車位的樓面平面圖。
	173 - 175, 180 - 183, 188, 199, 214, 216, 291 - 297, 300 - 303c	173 - 175, 180 - 183, 188, 199, 214, 216, 291 - 297, 300 - 303d	Fittings, Finishes and Appliances are updated. 更新裝置、裝修物料及設備。

EXAMINATION RECORD

檢視紀錄

Examination / Revision Date 檢視 / 修改日期	Revision Made (If no revisions is required, please state "no revision made") (如無須作出修改，請註明「並無作出修改」)		
	Page number in revised version with examination date on 21 July 2020 2020年7月21日檢視版本之頁數	Page number in revised version with examination date on 21 October 2020 2020年10月21日檢視版本之頁數	Revision Made 所作修改
21 October 2020 2020年10月21日	-	-	Table of Contents is updated. 更新目錄。
	8	8	Information on the Development is updated. 更新發展項目的資料。
	18	18	Information on Property Management is updated. 更新物業管理的資料。
	19	19	Location Plan of the Development is updated. 更新發展項目的所在位置圖。
	24	24	Outline Zoning Plan relating to the Development is updated. 更新關乎發展項目的分區計劃大綱圖。
	28, 36, 46, 56, 58, 66, 68, 74 - 79, 81 - 83, 85 - 88	28, 36, 46, 56, 58, 66, 68, 74 - 79, 81 - 83, 85 - 88	Floor Plans of Residential Properties in the Development is updated. 更新發展項目的住宅物業的樓面平面圖。
	182 - 183, 222, 230, 233, 240, 246, 261, 283 - 284	182 - 183, 222, 230, 233, 240, 246, 261, 283 - 284	Fittings, Finishes and Appliances is updated. 更新裝置、裝修物料及設備。
	315 - 316	-	Information required by the Director of Lands to be set out in the Sales Brochure as a Condition for giving the Presale Consent is deleted. 刪除地政總署署長作為給予預售樓花同意書的條件而規定列於售樓說明書的資料。
Examination / Revision Date 檢視 / 修改日期	Page number in revised version with examination date on 21 October 2020 2020年10月21日檢視版本之頁數	Page number in revised version with examination date on 21 January 2021 2021年1月21日檢視版本之頁數	Revision Made 所作修改
21 January 2021 2021年1月21日	20 - 21	20 - 21	Aerial Photograph of the Development is updated. 更新發展項目的鳥瞰照片。
	34, 44	34, 44	Floor Plans of Residential Properties in the Development is updated. 更新發展項目的住宅物業的樓面平面圖。
	219, 246, 252	219, 246, 252	Fittings, Finishes and Appliances is updated. 更新裝置、裝修物料及設備。

EXAMINATION RECORD

檢視紀錄

Examination / Revision Date 檢視 / 修改日期	Revision Made (If no revisions is required, please state "no revision made") (如無須作出修改，請註明「並無作出修改」)		
	Page number in revised version with examination date on 21 January 2021 2021年1月21日檢視版本之頁數	Page number in revised version with examination date on 18 March 2021 2021年3月18日檢視版本之頁數	Revision Made 所作修改
18 March 2021 2021年3月18日	157	157	Fittings, Finishes and Appliances is updated. 更新裝置、裝修物料及設備。
Examination / Revision Date 檢視 / 修改日期	Page number in revised version with examination date on 18 March 2021 2021年3月18日檢視版本之頁數	Page number in revised version with examination date on 18 June 2021 2021年6月18日檢視版本之頁數	Revision Made 所作修改
18 June 2021 2021年6月18日	28, 32, 36, 46, 56, 66, 68, 74 - 79, 81 - 83, 85 - 88	28, 32, 36, 46, 56, 66, 68, 74 - 79, 81 - 83, 85 - 88	Floor Plans of Residential Properties in the Development is updated. 更新發展項目的住宅物業的樓面平面圖。
	291 - 303d	291 - 303d	Fittings, Finishes and Appliances is updated. 更新裝置、裝修物料及設備。
Examination / Revision Date 檢視 / 修改日期	Page number in revised version with examination date on 18 June 2021 2021年6月18日檢視版本之頁數	Page number in revised version with examination date on 18 September 2021 2021年9月18日檢視版本之頁數	Revision Made 所作修改
18 September 2021 2021年9月18日	3 - 7	3 - 7	Notes to Purchasers of First-Hand Residential Properties is updated. 更新一手住宅物業買家須知。
	19	19	Location Plan of the Development is updated. 更新發展項目的所在位置圖。
	20 - 21	20 - 23	Aerial Photograph of the Development is updated. 更新發展項目的鳥瞰照片。
	81 - 82	81 - 82	Floor Plans of Residential Properties in the Development is updated. 更新發展項目的住宅物業的樓面平面圖。
	220, 226, 229 - 230	220, 226, 229 - 230	Fittings, Finishes and Appliances is updated. 更新裝置、裝修物料及設備。

EXAMINATION RECORD

檢視紀錄

Examination / Revision Date 檢視 / 修改日期	Revision Made (If no revisions is required, please state "no revision made") (如無須作出修改，請註明「並無作出修改」)		
	Page number in revised version with examination date on 18 September 2021 2021年9月18日檢視版本之頁數	Page number in revised version with examination date on 18 December 2021 2021年12月18日檢視版本之頁數	Revision Made 所作修改
18 December 2021 2021年12月18日	19	19	Location Plan of the Development is updated. 更新發展項目的所在位置圖。
	20 - 23	20 - 21	Aerial Photograph of the Development is updated. 更新發展項目的鳥瞰照片。
Examination / Revision Date 檢視 / 修改日期	Page number in revised version with examination date on 18 December 2021 2021年12月18日檢視版本之頁數	Page number in revised version with examination date on 18 March 2022 2022年3月18日檢視版本之頁數	Revision Made 所作修改
18 March 2022 2022年3月18日	19	19	Location Plan of the Development is updated. 更新發展項目的所在位置圖。
	24	24	Outline Zoning Plan relating to the Development is updated. 更新關乎發展項目的分區計劃大綱圖。
Examination / Revision Date 檢視 / 修改日期	Page number in revised version with examination date on 18 March 2022 2022年3月18日檢視版本之頁數	Page number in revised version with examination date on 26 May 2022 2022年5月26日檢視版本之頁數	Revision Made 所作修改
26 May 2022 2022年5月26日	9	9	Information on Vendor and others Involved in the Development is updated. 更新賣方及有參與發展項目的其他人的資料。
	12, 15	12, 15	Information on Design of the Development is updated. 更新發展項目的設計的資料。
	19	19	Location Plan of the Development is updated. 更新發展項目的所在位置圖。
	25	25	Layout Plan of the Development is updated. 更新發展項目的布局圖。
	124 - 125, 127 - 128	124 - 125, 127 - 128	Information on Public Facilities and Public Open Spaces is updated. 更新公共設施及公眾休憩用地的資料。
	154	154	Inspection of Plans and Deed of Mutual Covenant is updated. 更新閱覽圖則及公契。
	306	306	Maintenance of Slopes is updated. 更新斜坡維修。

EXAMINATION RECORD

檢視紀錄

Examination / Revision Date 檢視 / 修改日期	Revision Made (If no revisions is required, please state "no revision made") (如無須作出修改，請註明「並無作出修改」)		
	Page number in revised version with examination date on 26 May 2022 2022年5月26日檢視版本之頁數	Page number in revised version with examination date on 26 August 2022 2022年8月26日檢視版本之頁數	Revision Made 所作修改
26 August 2022 2022年8月26日	19	19	Location Plan of the Development is updated. 更新發展項目的所在位置圖。
	81, 88	81, 88	Floor Plans of Residential Properties in the Development is updated. 更新發展項目的住宅物業的樓面平面圖。
	168 - 169, 199, 203, 215, 291 - 303d	168 - 169, 199 - 199a, 203, 215, 291 - 303d	Fittings, Finishes and Appliances is updated. 更新裝置、裝修物料及設備。
Examination / Revision Date 檢視 / 修改日期	Page number in revised version with examination date on 26 August 2022 2022年8月26日檢視版本之頁數	Page number in revised version with examination date on 30 September 2022 2022年9月30日檢視版本之頁數	Revision Made 所作修改
30 September 2022 2022年9月30日	199 - 199a	199 - 199a	Fittings, Finishes and Appliances is updated. 更新裝置、裝修物料及設備。
Examination / Revision Date 檢視 / 修改日期	Page number in revised version with examination date on 30 September 2022 2022年9月30日檢視版本之頁數	Page number in revised version with examination date on 30 December 2022 2022年12月30日檢視版本之頁數	Revision Made 所作修改
30 December 2022 2022年12月30日	19	19	Location Plan of the Development is updated. 更新發展項目的所在位置圖。
Examination / Revision Date 檢視 / 修改日期	Page number in revised version with examination date on 30 December 2022 2022年12月30日檢視版本之頁數	Page number in revised version with examination date on 30 March 2023 2023年3月30日檢視版本之頁數	Revision Made 所作修改
30 March 2023 2023年3月30日	5, 7	5, 7	Notes to Purchasers of First-Hand Residential Properties is updated. 更新一手住宅物業買家須知。
	19	19	Location Plan of the Development is updated. 更新發展項目的所在位置圖。
	20 - 21	20 - 22	Aerial Photograph of the Development is updated. 更新發展項目的鳥瞰照片。
	24	24	Outline Zoning Plan relating to the Development is updated. 更新關乎發展項目的分區計劃大綱圖。
	79, 85, 87 - 88	79, 85, 87 - 88	Floor Plans of Residential Properties in the Development is updated. 更新發展項目的住宅物業的樓面平面圖。
	199 - 199a, 203, 291 - 303, 303c - 303d	199 - 199a, 203, 291 - 303, 303c - 303d	Fittings, Finishes and Appliances is updated. 更新裝置、裝修物料及設備。

EXAMINATION RECORD

檢視紀錄

Examination / Revision Date 檢視 / 修改日期	Revision Made (If no revisions is required, please state "no revision made") (如無須作出修改，請註明「並無作出修改」)		
	Page number in revised version with examination date on 30 March 2023 2023年3月30日檢視版本之頁數	Page number in revised version with examination date on 30 June 2023 2023年6月30日檢視版本之頁數	Revision Made 所作修改
30 June 2023 2023年6月30日	19	19	Location Plan of the Development is updated. 更新發展項目的所在位置圖。
	20 - 22	20 - 21	Aerial Photograph of the Development is updated. 更新發展項目的鳥瞰照片。
Examination / Revision Date 檢視 / 修改日期	Page number in revised version with examination date on 30 June 2023 2023年6月30日檢視版本之頁數	Page number in revised version with examination date on 30 September 2023 2023年9月30日檢視版本之頁數	Revision Made 所作修改
30 September 2023 2023年9月30日	19	19	Location Plan of the Development is updated. 更新發展項目的所在位置圖。
	24	24	Outline Zoning Plan relating to the Development is updated. 更新關乎發展項目的分區計劃大綱圖。
	311 - 312, 314	311 - 312, 314	Information in Application for Concession on Gross Floor Area of Building is updated. 更新申請建築物總樓面面積寬免的資料。
Examination / Revision Date 檢視 / 修改日期	Page number in revised version with examination date on 30 September 2023 2023年9月30日檢視版本之頁數	Page number in revised version with examination date on 30 December 2023 2023年12月30日檢視版本之頁數	Revision Made 所作修改
30 December 2023 2023年12月30日	19	19	Location Plan of the Development is updated. 更新發展項目的所在位置圖。
Examination / Revision Date 檢視 / 修改日期	Page number in revised version with examination date on 30 December 2023 2023年12月30日檢視版本之頁數	Page number in revised version with examination date on 30 March 2024 2024年3月30日檢視版本之頁數	Revision Made 所作修改
30 March 2024 2024年3月30日	19	19	Location Plan of the Development is updated. 更新發展項目的所在位置圖。
	20 - 21	20 - 21	Aerial Photograph of the Development is updated. 更新發展項目的鳥瞰照片。

EXAMINATION RECORD

檢視紀錄

Examination / Revision Date 檢視 / 修改日期	Revision Made (If no revisions is required, please state "no revision made") (如無須作出修改，請註明「並無作出修改」)		
	Page number in revised version with examination date on 30 March 2024 2024年3月30日檢視版本之頁數	Page number in revised version with examination date on 30 June 2024 2024年6月30日檢視版本之頁數	Revision Made 所作修改
30 June 2024 2024年6月30日	19	19	Location Plan of the Development is updated. 更新發展項目的所在位置圖。
	24	24	Outline Zoning Plan relating to the Development is updated. 更新關乎發展項目的分區計劃大綱圖。
Examination / Revision Date 檢視 / 修改日期	Page number in revised version with examination date on 30 June 2024 2024年6月30日檢視版本之頁數	Page number in revised version with examination date on 30 September 2024 2024年9月30日檢視版本之頁數	Revision Made 所作修改
30 September 2024 2024年9月30日	19	19	Location Plan of the Development is updated. 更新發展項目的所在位置圖。
	20 - 21	20 - 21	Aerial Photograph of the Development is updated. 更新發展項目的鳥瞰照片。
Examination / Revision Date 檢視 / 修改日期	Page number in revised version with examination date on 30 September 2024 2024年9月30日檢視版本之頁數	Page number in revised version with examination date on 30 December 2024 2024年12月30日檢視版本之頁數	Revision Made 所作修改
30 December 2024 2024年12月30日	9	9	Information on Vendor and others Involved in the Development is updated. 更新賣方及有參與發展項目的其他人的資料。
	19	19	Location Plan of the Development is updated. 更新發展項目的所在位置圖。
	22	22	Aerial Photograph of the Development is added. 新增發展項目的鳥瞰照片。
Examination / Revision Date 檢視 / 修改日期	Page number in revised version with examination date on 30 December 2024 2024年12月30日檢視版本之頁數	Page number in revised version with examination date on 28 March 2025 2025年3月28日檢視版本之頁數	Revision Made 所作修改
28 March 2025 2025年3月28日	19	19	Location Plan of the Development is updated. 更新發展項目的所在位置圖。

EXAMINATION RECORD

檢視紀錄

Examination / Revision Date 檢視 / 修改日期	Revision Made (If no revisions is required, please state "no revision made") (如無須作出修改，請註明「並無作出修改」)		
	Page number in revised version with examination date on 28 March 2025 2025年3月28日檢視版本之頁數	Page number in revised version with examination date on 27 June 2025 2025年6月27日檢視版本之頁數	Revision Made 所作修改
27 June 2025 2025年6月27日	19	19	Location Plan of the Development is updated. 更新發展項目的所在位置圖。
	20 - 21	20 - 21	Aerial Photograph of the Development is updated. 更新發展項目的鳥瞰照片。
	22	22	Aerial Photograph of the Development is deleted. 刪除發展項目的鳥瞰照片。

